




Canvas Discussions Redesigned

Some great new and changes and features for better discussions.

The [Canvas Discussions Redesign](#), formerly a Feature Option for adventurous instructors, will be rolled out to all Canvas courses on Jun 12, 2024 . In this Teaching Tip, we'll look at some of the more important changes and new features for instructors.

Scrolling Top Course Navigation Bar

When viewing a discussion, the top Course Navigation bar now stays in view while scrolling, allowing easy return to the root of the discussion:

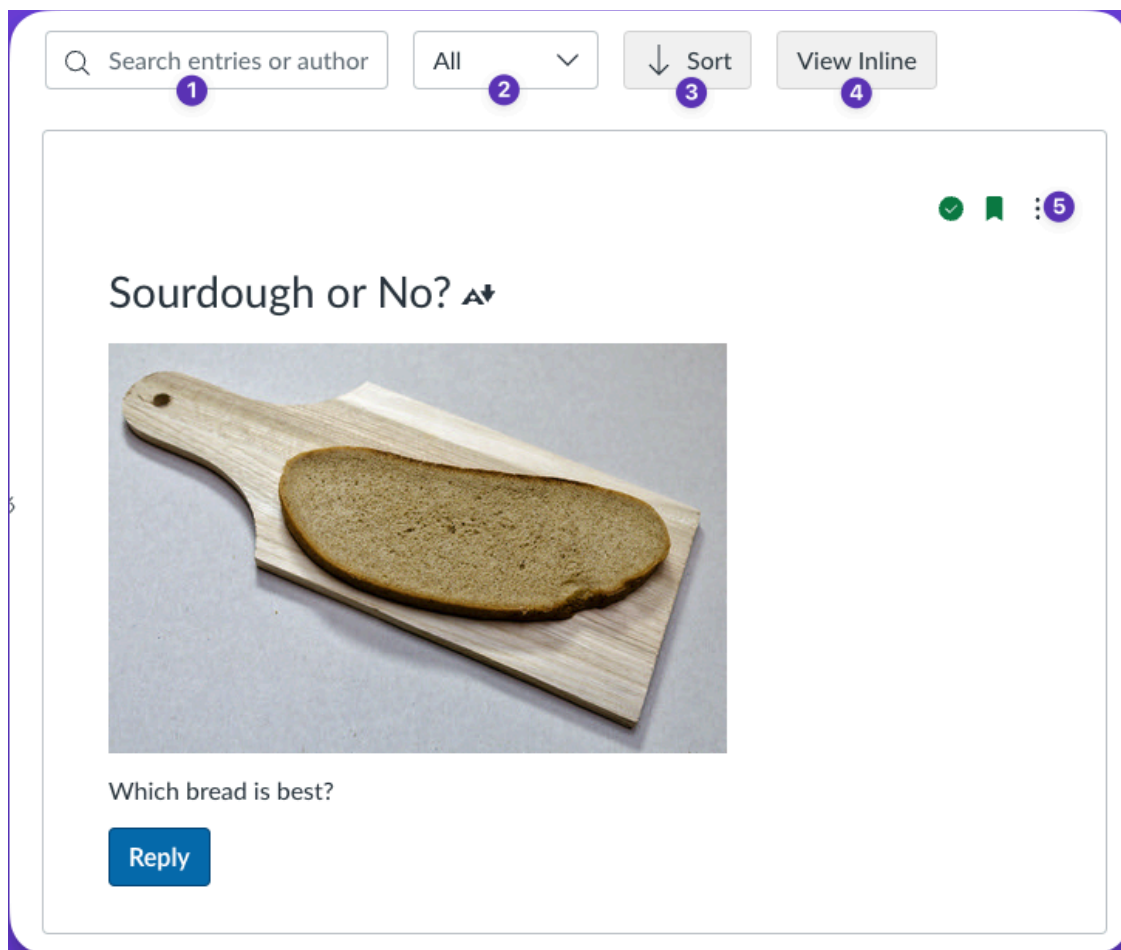


Discussion Time Stamps

Discussion entries now show the complete date *and* time. No more hovering or clicking to see what day a post was made.

Discussion Search, Navigation, and Editing

Following is an example of the start of a graded Canvas discussion using the redesign:



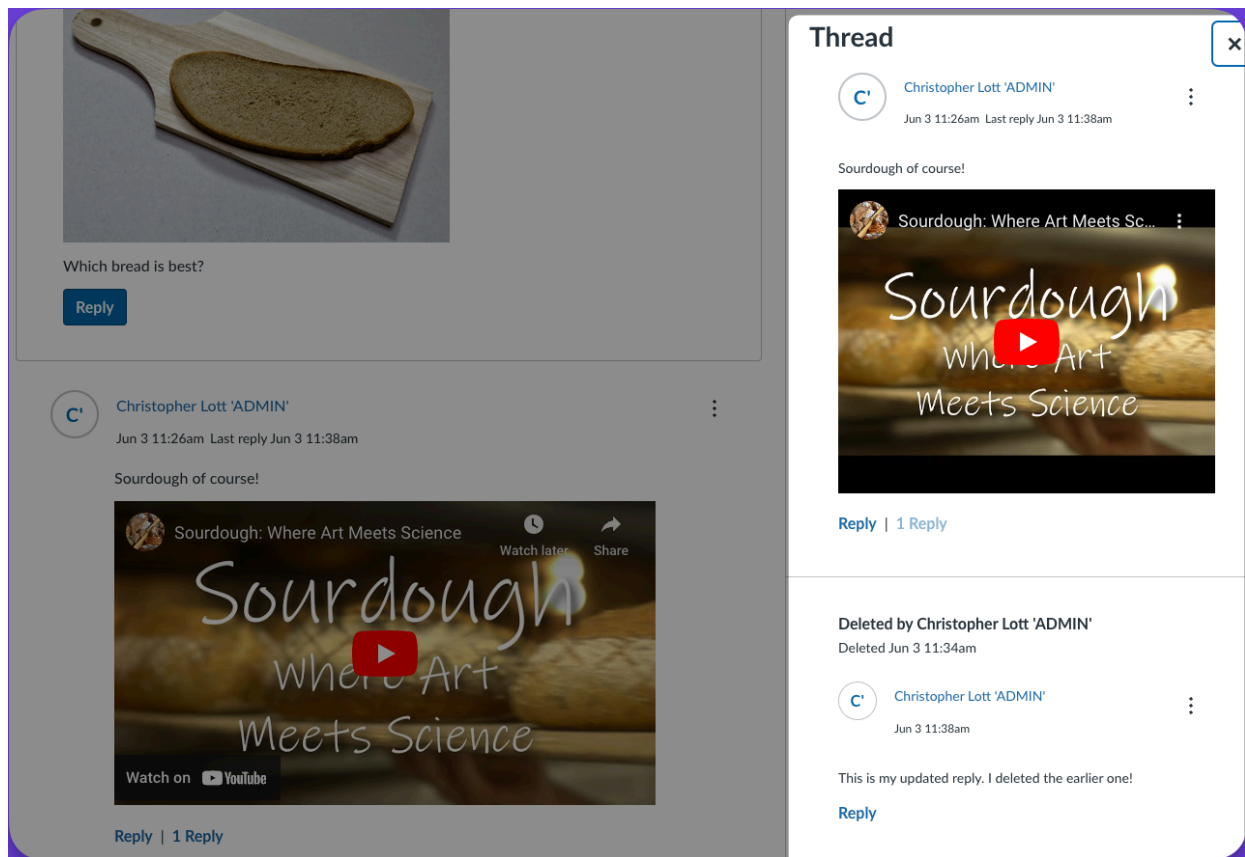
As you can see:

1. The discussion search bar has been moved to the top of the discussion
2. The Option to View All/Unread is now a drop-down
3. Sorting options have been collapsed into a single toggling button, with the default showing the newest replies at the top
4. There is a new toggling button to View Inline or Split Screen (more on that below)
5. The Edit button has been replaced by an item in the three-vertical-dot Options menu

Inline or Split Screen View

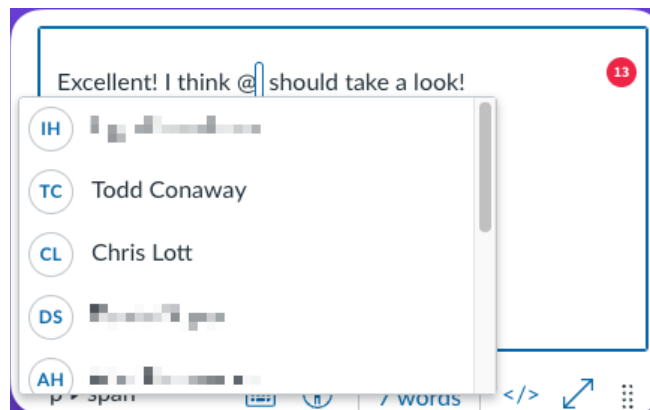
A major new feature is the optional Split Screen view. In the previous design, replies were shown in a series below the post they were in reply to, though there were limited options for threading.

In the redesigned Discussions, threading is always on and instructors can choose the Split Screen view option, which opens replies in a panel on the right-side of the screen:



@ Mentions

Students can now mention other course participants, sending the mentioned students a notification. Typing the @ symbol in a post will call up a list of course users for easy selection:



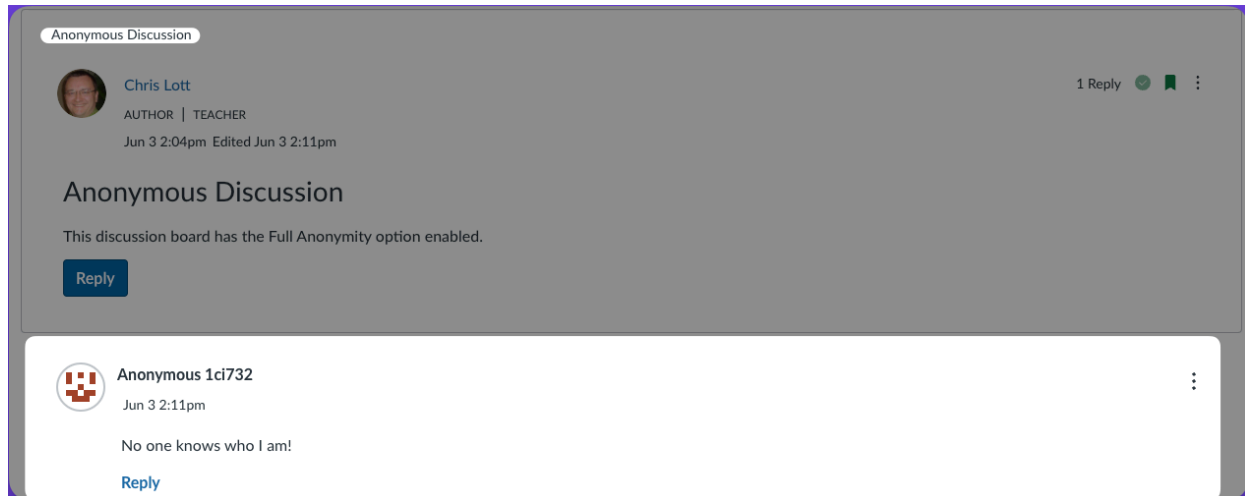
Anonymous Discussions

Another major new feature is the ability to have anonymous, or partially anonymous, discussions. When creating a new discussion (the settings cannot be changed after a discussion has been published, even if there are no new posts), three new, self-explanatory options appear:

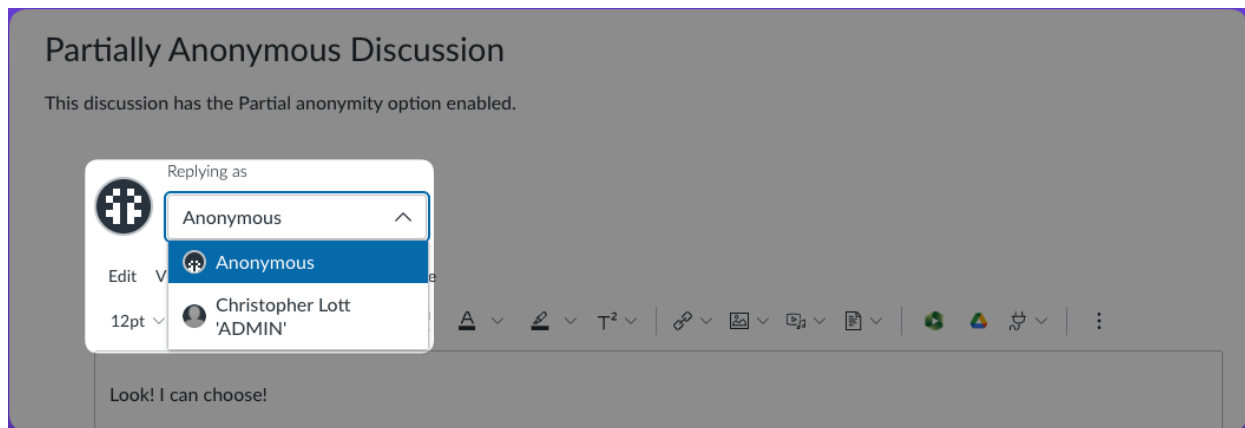
Anonymous Discussion

- ☒ Off: student names and profile pictures will be visible to other members of this course
- ☐ Partial: students can choose to reveal their name and profile picture
- ☐ Full: student names and profile pictures will be hidden

In a Fully anonymous discussion, no participant identities are shown, *even to instructors*. Posts and replies have the participant name and avatar replaced:



In a Partially anonymous discussion, participants are given an option to choose whether they are posting anonymously or not:



It might seem like a given, but to be clear: Grading (and Groups) are not currently options for Anonymous or Partially Anonymous Discussion.

Resources

- [Use Discussions and Announcements Redesign](#) (UW ITConnect)
- [Canvas Discussions/Announcements Redesign User Group](#) (Instructure)

University of Washington Tacoma Office of Digital Learning – <https://tacoma.uw.edu/digital-learning>
Free to share and adapt: [Creative Commons License CC BY-NC](#)