



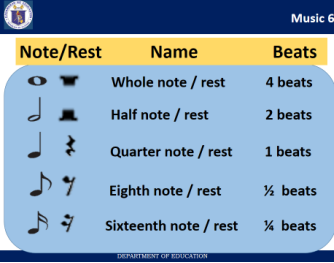

 <b>GRADES 1 to 10 DAILY LESSON LOG</b>	<b>School:</b> Visit <a href="http://DepEdResources.com">DepEdResources.com</a> for More	<b>Grade Level:</b> VI
	<b>Teacher:</b>	<b>Learning Area:</b> MAPEH
	<b>Teaching Dates and Time:</b> JULY 29 – AUGUST 2, 2024 (WEEK 1)	<b>Quarter:</b> 1 <sup>ST</sup> QUARTER

	MONDAY	TUESDAY	WEDNESDAY	THURSDAY	FRIDAY
<b>LAYUNIN</b>					
<b>A. Content Standard</b>	demonstrates understanding of the concept of rhythm by applying notes and rests, rhythmic patterns, and time signatures	Demonstrates understanding of the use of lines, shapes, colors, texture, and the principles of emphasis and contrast in drawing a logo and own cartoon character using new technologies in drawing.	demonstrates understanding of participation and assessment of physical activity and physical fitness	Demonstrates understanding of personal health issues and concerns and the importance of health appraisal procedures and community resources in preventing or managing them	
<b>B. Performance Standard</b>	responds to beats in music heard with appropriate conducting patterns of 2 3 4 and 6 4 4 4 8	Creates concepts through art processes, elements, and principles using new technologies (hardware and software) to create personal or class logo. designs cartoon character on the spot using new technologies	participates and assesses performance in physical activities. assesses physical fitness	practices selfmanagement skills to prevent and control personal health issues and concerns	
<b>C. Learning Competencies (write the LC Code)</b>	identifies the notes / rests used in a particular song 2 3 4 4 4 4 time signatures MU6RH-Ia-1	Realizes that art processes, elements and principles still apply even with the use of new technologies. A6EL-Ia 2. Appreciates the elements and principles applied in commercial art. A6PL-Ia	1. describes the Philippines physical activity pyramid PE6PF-Ia-16 2. explains the indicators for fitness PE6PF-Ia-17 3. explains health and skill related fitness components PE6PF-Ia-21	describes personal health issues and concerns H6PHIab-18 demonstrates selfmanagement skills H6PHIab-19	
<b>II. CONTENT</b>	RHYTHM Musical Symbols and Concepts: 1. Notes and Rests	Elements: 1. LINE 2. SHAPE 3. COLOR 4. TEXTURE 5. producing these using technology	Assessment of physical activities and physical fitness	Personal Health -Issues and Concerns 1. height and weight(stunted growth, underweight, overweight, obesity) 2. hearing (impacted cerumen, swimmer's ear, otitis media)	

				<p>3. vision</p> <p>4. (astigmatism, myopia, hyperopia, xerophthalmia, strabismus)</p> <p>5. skin, hair and nail</p> <p>6. (sunburn, dandruff, corns, blisters and calluses, ingrown toenails)</p> <p>7. posture and spine disorders (scoliosis, lordosis, kyphosis)</p> <p>8. oral/dental problems (cavities, gingivitis, periodontitis, malocclusion, halitosis)</p>	
<b>III. LEARNING RESOURCES</b>					
<b>A. References</b>					
<b>1. TG/CG pages</b>					
<b>2. Learner's Materials pages</b>					
<b>3. Textbook pages</b>					
	<p>MISOSA4-Module6</p> <p>MISOSA5-module1</p> <p>*Musika at Sining</p> <p>6. Sunico, Raul M. et al, 2000. pp.8-10</p> <p>*Umawit at Gumuhit 6. Valdecantos, Emelita C. 1999. pp.5-16, pp.25-26</p>		<p>21<sup>st</sup> Century MAPEH in ACTION</p> <p>By Gerardo C. Lacia et.al</p> <p>Copyright ,2016 pp.118-125</p>	<p>OHSP Health 1 Q1 Module 1, Reading 2</p> <p>2. OHSP Health 1 Q2 Module 1 pp.10-13</p> <p>3. Edukasyong Pangkatawan, kalusugan, at Musika I. DepED. Abejo, Mary Placid Sr. et.al. 1991. pp.46-52, 69-76</p> <p>Science and Health for the Better Life 5. IMDC-DepED. PRODED. Abracia, Norma, et.al. 1995. pp.49</p> <p>2. Edukasyong Pangkatawan, Kalusugan, at Musika I. DepED. Abejo, Mary Placid Sr. et. al. 1991. pp.62-64;72-80</p>	
<b>4. Materials downloaded from LRMDS</b>					
<b>B. Other Learning Materials</b>					
	Laptop, digital art works, sample of commercial arts downloaded from the net	Laptop, projector			
<b>IV. PROCEDURES</b>					

<p><b>A. Reviewing previous lesson and presenting new lesson</b></p>	<p>Let the pupils sing the Welcome Song Sing the song Tao, taopo Clap the beat of the song</p>	<p>Review the basic terminologies in arts What are the elements of arts? Principles ?processes ?</p>	<p>Can you still recall your lesson about the Physical activity pyramid ?</p>	<p>What lessons in Health 5 that you can still remember ?</p>	
<p><b>B. Establishing a purpose for the lesson</b></p>	<p>Today, we are going to identify the notes and rest in a song that we're going to learn</p>	<p>After the session,you are going to realize that art processes, elements and principles still apply even with the use of new technologies.</p>	<p>Today, you are going to describe the Philippine physical activity pyramid</p>	<p>In our lesson you will describe personal health issues and Concerns and Demonstrate self management skills</p>	
<p><b>C. Presenting examples/instances of the lesson</b></p>	<p>Play the music chicken dance. Let the pupils dance with the music Present the song Haranasabukid. Teach the song</p> 	<p>Present sample of commercial arts Help/ Guide the students describe, interpret, evaluate, theorize and judge the properties and qualities of the visual form, for the purpose of understanding and appreciating works of art and understanding the roles of art in society. <b>ART HISTORY Attribution</b> Where, when, why, and by whom was an artwork made?  <b>Style</b> Style refers to the distinguishing characteristics of a work of art that identify it as typical of an individual artist, culture, school, movement, or time period. Artworks may exhibit personal, national, and/or period styles.</p>	<p>How would you describe the Philippine physical activity pyramid ? Show the illustration of the Phil Physical activity pyramid What activities are found in STEP 1 ? STEP 2? STEP 3 ?STEP 4 ? What are the aims of the physical activity pyramid?  Why are physical activities important ?</p>	<p>What are the common health issues that you have or you have observe ? Assign these topics to small groups for them to discuss and the report to the class 1. height and weight(stunted growth, underweight, overweight, obesity) 2. hearing (impacted cerumen, swimmer's ear, otitis media) 3. vision 4. (astigmatism, myopia, hyperopia,xerophthalmia, strabismus)</p>	
<p><b>D. Discussing new concepts and practicing new skills #1</b></p>	<p>Analyze the song. What is the time signature of the song ? What does the upper number in the time signature mean? How about the lower number ? What are the notes and rests you find in the song ?  ( quarter note)  (eighth note) </p>	<p>Group Discussion on theff: <b>ART CRITICISM</b> Guide Questions for art criticism Description: What do I see? (feel, hear, smell, taste)? •Subject Matter: Does the artwork depict anything? If so, what?</p>	<p>What are the indicators or signs of physical fitness ? Do you like doing physical activities ? Can you stretch your muscles w/o feeling discomfort or pain? Can you move your body with a little or no difficulty? Can you run 1.6 km in eight minutes with ease ?</p>	<p>Big group sharing What are these? How do you handle these? Original File Submitted and Formatted by DepEd Club Member - visit <a href="http://depedclub.com">depedclub.com</a> for more</p>	

	<p>(quarter note )  ( half note )  . (dotted quarter note )  .</p> <p>What does it mean by the song ? Discuss the value of the song in relation to the culture of Filipinos</p>	<ul style="list-style-type: none"> <li>•Medium: What tools, materials, or processes did the art make use?</li> <li>•Form: What elements did the maker choose and how did the maker organize the elements?</li> <li>*Interpretation: What is the artwork about?</li> <li>•Interpretive Statement: Can I express what I think the artwork is about in one sentence?</li> </ul>	<p>Is the amount of your fat less than your weight of lean muscles bones and body organs ?</p> <p>If yes, you are physically fit. If your answers are no, you have to work out for your physical fitness</p>		
<p><b>E. Discussing new concepts and practicing new skills #2</b></p>	<p>Help the students analyze the song</p>  <p>What is the time signature of the song ?What does the numbers in the time signature mean ? What are the notes and rests in the song?</p>	<p>Evidence: What evidence inside or outside the artwork supports my interpretation?</p> <p>Judgment: Is it a good artwork?</p> <p>Criteria: What criteria do I think are most appropriate for judging the artwork?</p> <p>Evidence: What evidence inside or outside the artwork relates to each criterion?</p> <p>Judgment: Based on the criteria and evidence, what is my judgment about the quality of the artwork?</p>	<p>Group the class in three.</p> <p>Group 1 -Ask them to work on the following topics</p> <p>What are the four signs of fitness ? ( endurance,flexibility,strength,body composition )</p> <p>Group 2- What are the health-related fitness components</p> <p>Group 3- What are the skill-related fitness components. ( cardio-vascular fitness, healthful composition, flexibility, muscular strength, muscular endurance )</p> <p>( The pupils will recall their lessons in Grade 4 or they will research. They can use the Grade 4 LM for this activity ( agility,balance,coordination, reaction time,speed, power )</p>		
<p><b>F. Developing mastery (lead to formative assessment 3)</b></p>	<p>Let the pupils draw and identify the notes in the song</p>		<p>Group reporting/ presentation</p>		
<p><b>G. Finding practical application of concepts and skills in daily living</b></p>	<p>Present another song with 2/4 time signature and ask the pupils to identify the different notes and rest found in the</p>	<p>Are the elements and principles of arts present in the art work ?</p>		<p>Practice selfmanagement skills to prevent and control personal health issues and concerns</p>	

	song. This activity may be done by group				
<b>H. Making generalization and abstractions about the lesson</b>		What is the art processes in this art work? What elements of art are present ?principles ?			
<b>I. Evaluating learning</b>		<p>Self assessment</p> <ol style="list-style-type: none"> <li>1.Whatdid I do in my art class today ?</li> <li>2.What did I learn ?</li> <li>3.What did I find interesting about the art?</li> <li>4.What questions do I have about what I learned</li> <li>5.What was the point of today's lesson ?</li> </ol>	<p>Ask the following questions. Pupils may answer these either by writing drawing or performing/role play</p> <ol style="list-style-type: none"> <li>1. Describe the Philippine activity pyramid</li> <li>2. What are the indicators for fitness ?</li> <li>3. What do you mean by cardio-vascular fitness ?</li> <li>4. What do you mean by agility</li> <li>5. What is meant by speed ?</li> </ol>	Do you practice personal hygiene to prevent and control personal health concerns.? What are these ?	
<b>J. Additional activities for application or remediation</b>					
<b>V. REMARKS</b>					
<b>VI. REFLECTION</b>					
<b>A. No. of learners who earned 80% in the evaluation</b>					
<b>B. No. of learners who acquired additional activities for remediation who scored below 80%</b>					
<b>C. Did the remedial lessons work? No. of learners who have caught up with the lesson.</b>					

<b>D. No. of learners who continue to require remediation.</b>	
<b>E. Which of my teaching strategies worked well? Why did these work?</b>	
<b>F. What difficulties did I encountered which my principal can help me solve?</b>	
<b>G. What innovation or localized materials did I used/discover which I wish to share with other teachers?</b>	