



The Ultimate Immersion Guide

The Ultimate Immersion Guide for Spanish Learners

The Missing Key: Your Strategy & Tools for Accelerated Fluency from Day One

Watch First:

<https://www.loom.com/share/e3d242f0a778405e91eca2a045b3857c>

Table of Contents

- [Part 1: The Core Philosophy & Mindset](#)
 - [Part 2: Your Immersion Strategy](#)
 - [Part 3: Essential Tools and Techniques](#)
-

Part 1: The Core Philosophy & Mindset

Immersion: The Key For Every Level

- Immersion is the foundational concept you should use **all along your Spanish journey**, from your first day to advanced mastery.
- It helps beginners (A1/A2) get started and build foundational listening skills.
- It is crucial for overcoming the feeling of being blocked or plateaued at the intermediate (B1/B2) level.

- **Immerse by watching videos, movies, listening to music or reading any kind of content.**
- **There isn't a time when you're ready to do this.** Even native speakers are sure to find new words if we pick up a book. You make yourself ready by actually taking the dive, so pick up that book, open that video and start immersing from day one!

The Power of Exposure (Quantity Over Quality) ✨

- **Embrace the Messy Start:** Immersion works by mimicking how you learned your native language—through thousands of hours of exposure, starting with little to zero comprehension.
- **The 80% Rule is a Myth:** You do *not* need to understand 80% of the content to benefit. Start immersing today, even if you understand very little.
- **The Snowball Effect:** Consistent, repeated exposure—even just 15 minutes a day—will train your brain to recognize Spanish sounds and structures. After just a month or two, you will naturally start understanding and using new words.

The Grammar and Pronunciation Balance ⚖️

- **Immersion is Not Enough:** Immersion should not be the only thing you do. It must be combined with grammar study and active output (speaking/writing).
- **The 10:1 Rule (Time Management):** For every 1-3 hours spent studying grammar, you should spend **ten times that amount** doing active immersion. Limit grammar videos to **one or two days a week**.
- **Pronunciation Mindset:** Your brain will try to speak using English sounds. A simple shift: try to avoid pronouncing things as you would in English. If it sounds like English, make some changes.

Part 2: Your Immersion Strategy

1. Focus on Content You Love

- **Your Interests are Best:** The most effective materials are those you are genuinely interested in (e.g., a TV series, a video on science, or a podcast)

about history). Your engagement with the topic is the most important factor for retention.

- **Target Native Speakers:** While easy Spanish videos are great for starting, most of your immersion should be from content **created by and for native speakers**.

2. Diversify Your Sources (The Key to Slang) 📱

To fully accumulate your hours and grasp natural language, do not limit yourself to YouTube:

- **Social Media is Essential:** Start following Spanish-language accounts on **Instagram, TikTok, and Facebook**.
- **Read the Comments:** The comment sections of social media videos are a rich source of contemporary slang, jokes, and casual expressions used by native speakers.
- **Vary the Accent:** Watch content from different creators and countries to expose yourself to a variety of accents and speaking styles.
- **The Final Key (Curate Your Feed):** The final, most critical recommendation is to make most of your daily content consumption (YouTube, Instagram, TikTok, etc.) in Spanish. **Open, save, and subscribe** to content creators so your algorithms fill up with Spanish material, forcing you to be immersed throughout your day.

3. Conquer Comprehension (Active Work) 🧠

The primary mistake is relying on *osmosis* (just listening repeatedly). Immersion requires active **effort** to be effective:

- **Active Attention is Required:** Do not use immersion as background noise. You must actively pay attention.
- **The Goal is High Volume, Not Perfect Retention: Don't worry about how many words you remember or keep an account of them. Just keep immersing and you are sure to remember more.**
- **Look Up What You Don't Know:** You must make an effort to pause and look up words. Otherwise, you're just wasting time re-listening to things you don't understand.

- **Set Limits:** If stopping for every word feels tiring, set a limit (e.g., look up 10 words per video, or one word every two minutes).

4. Practice for Output (Learn in Chunks)

- **Learn Phrases, Not Just Words:** When you find a useful expression (like an idiom or a casual phrase), learn it as a **complete chunk** instead of translating it literally.
- **Write It Down:** Write down these full phrases (e.g., *Tenemos muchas ganas de preguntarles*) and use them as material for your speaking and writing practice later.

Part 3: Essential Tools and Techniques

Tool/Resource	Purpose	Technique
Language Reactor / Reverso	Screen Translation	Use these applications to instantly translate text on your screen (PDFs, articles, streaming subtitles) or even words when hovering over them, preventing you from breaking your flow.
WordReference.com / SpanishDictionary.com	Deep Look-Up	Use this dictionary (or similar online tools) for quick, reliable look-ups. It helps you with: Idioms & Slang: Search for entire expressions (e.g., <i>de tal palo, tal astilla</i>) to get the non-literal meaning. Complex Verbs: Search for the root verb (e.g., <i>volver</i>) to see its many different translations based on context, and to find the specific entries for reflexive uses (e.g., <i>volverse</i>).

		Grammar Identification: It quickly identifies the part of speech (Noun, Verb, Adjective, etc.) which saves you time on figuring out basic grammatical structure.
LingoClip / Lyrics Training	Learning Through Song	Provides Spanish songs with lyrics and exercises to help you practice understanding and catching words in a fun, repetitive format.
Any Native Content	The Raw Material	Your most important resource is the sheer quantity of Spanish material: any book, webpage, article, Facebook post, news site, or comment section.

Recommended Immersion Playlists

Remember to open, save, and subscribe to the channels and videos you like so your algorithms fill up with Spanish material, forcing you to be immersed throughout your day.

- **Superbeginner Spanish (Dreaming Spanish):**
https://www.youtube.com/watch?v=HUH85APB9PM&list=PLIpPf-YgbU7GbOHc3siOGQ5KmVSngZucl&ab_channel=DreamingSpanish
- **Super Easy Spanish:**
https://www.youtube.com/watch?v=sQND3WdnIjg&list=PLA5UloabheFM7agDaTy7Vltg8vu_UuFs6&ab_channel=EasyLanguages
- **More Channels:**
https://youtube.com/playlist?list=PLFTX1Up4kheFtBswb1_zsTzy-7aTGgYGb&si=dT5fQrEduS1TnFhZ



Get Better Results Faster



Get Better Results Faster

You've just gone through the Ultimate Immersion Guide for Spanish Learners. Congrats!

You already have everything you need to start learning Spanish on your own: the right resources, a clear routine, and a simple system designed to help you make consistent progress.

You've seen how my method helps you understand and pronounce sentences naturally from day one...

You've even seen [real testimonials](#) from students who went from **zero Spanish to conversational**, gaining confidence and speaking naturally in real conversations.

👉 You can absolutely stay in *DIY mode*, and if you follow the steps, you *will* improve.

But most learners lose weeks or even months trying to practice alone. They jump between apps, exercises, and videos without clear guidance, without feedback, and without enough speaking practice.

That slows down momentum and delays the real result: **feeling confident speaking Spanish in real-life conversations.**

That's why I'm opening the **Lightspeed Spanish Founding Group** for the very first time. It's a small, intimate group designed to help you practice, speak, and progress much faster with my direct guidance.


Here's what the Founding Group includes:


🧠 **Weekly live sessions** using a unique methodology where we spend **over 80 percent of the time speaking Spanish** through interactive stories and immersive practice, **so you start speaking real sentences from day one.**


👥 **Practice with a motivated small group** that keeps you accountable and helps you break free from the fear of speaking.


🎧 **Personalized feedback** on pronunciation, sentence flow, and overall fluency.

🌍 **Real contextual Spanish**, so you learn the exact words and phrases you need for real-life conversations, not random vocabulary.

 **A clear study routine** with simple grammar breakdowns, practical exercises, the *Language Islands* system, and extra memory hacks to stay consistent.

 **Access to recorded sessions and materials**, so you can review as many times as you need.

 **A unique methodology** fully integrated into every lesson, plus simple speaking exercises you can practice on your own to build fluency faster.

 **Special founding-member benefits**, including preferred pricing and priority access as the group grows.

If you've ever thought: *"I don't want to do this alone. I want to learn faster with real guidance from a native Spanish teacher with years of experience."* - this is your chance.

Want to join the Founding Group?

Before joining, I invite you to a **free trial session**.

You'll experience the method, speak Spanish from day one, and I'll guide you through your level, your goals, and the exact steps to fast-track your progress.

 Book your trial session here: <https://calendly.com/yaello/spanish-acquisition>