

Wilder Week at a Glance

One Team. One Vision.

Content: Social Studies 7



Grade: 7th

Week of: 6/7-11

Teacher: Mrs. Browning

I am learning: The New Deal and Beginning WWII

I can:

- List some of the New Deal Agencies
- Describe the effects of the New Deal on Americans
- Understand how WWII began

Monday Day 1	Tuesday Day 2	Wellness Wednesday	Thursday Day 1	Friday Day 2
<p>Spiral review</p> <p>New Deal Reading Questions</p> <p>https://docs.google.com/presentation/d/1IWTZNBuJquDydtzqs178DtW_J_HQhBPgwLQhGzdjl10/edit#slide=id.gdeb511f5f3_0_0</p> <p>America Story of US Video</p>	<p>Spiral review</p> <p>New Deal Reading Questions</p> <p>https://docs.google.com/presentation/d/1IWTZNBuJquDydtzqs178DtW_J_HQhBPgwLQhGzdjl10/edit#slide=id.gdeb511f5f3_0_0</p> <p>America Story of US Video</p>	<p>Make-up work</p> <p>Asynchronous Day</p>	<p>Spiral Review</p> <p>1920s and 30s performance task</p> <p>https://docs.google.com/presentation/d/1mDJdQvL6HI0rfnPjYIfqN2RIfhHkUMnpSo44ZwPmR0U/edit#slide=id.gd4713327b1_0_78</p>	<p>Spiral review</p> <p>1920s and 30s performance task</p> <p>https://docs.google.com/presentation/d/1mDJdQvL6HI0rfnPjYIfqN2RIfhHkUMnpSo44ZwPmR0U/edit#slide=id.gd4713327b1_0_78</p>

Wilder Week at a Glance

One Team. One Vision.

Content: Social Studies 7



Grade: 7th

Week of: 6/1-4

Teacher: Mrs. Browning

I am learning: The Great Depression

I can:

- List the causes of the Great Depression
- Describe the effects of the Great Depression on American society
- Describe the types of relief efforts made by FDR

Monday Day 1	Tuesday Day 2	Wellness Wednesday	Thursday Day 1	Friday Day 2
No school	<p>Spiral Review</p> <p>Great Depression Guided reading Questions https://henrico.schoology.com/assignment/5004239430</p> <p>Great Depression Vocabulary Activity https://henrico.schoology.com/assignment/5004474923</p>	<p>Make-up work</p> <p>Asynchronous Day</p>	<p>Do Now Spiral review</p> <p>Students will complete their SGM 2 Final Attempt in Performance Matters</p> <p>https://docs.google.com/document/d/1qKna0UeolG-1g_6jVPJqvjdjQUumgDSwed-Nwvqo04Wo/edit</p>	<p>Do Now Spiral review</p> <p>Students will complete their SGM 2 Final Attempt in Performance Matters</p> <p>https://docs.google.com/document/d/1qKna0UeolG-1g_6jVPJqvjdjQUumgDSwed-Nwvqo04Wo/edit</p>

Wilder Week at a Glance

One Team. One Vision.

Content: Social Studies 7



Grade: 7th

Week of: 5/24-28

Teacher: Mrs. Browning

I am learning: The Great Depression

I can:

- List the causes of the Great Depression
- Describe the effects of the Great Depression on American society
- Describe the types of relief efforts made by FDR

Monday Day 1	Tuesday Day 2	Wellness Wednesday	Thursday Day 1	Friday Day 2
<p>Do Now Spiral Review</p> <p>Women's suffrage Flocabulary</p> <p>The Great Depression Notes https://docs.google.com/document/d/16RsmIIlBnze8hc0P1lm75JAhU8MtT9VcjUloEybraiJA/edit </p>	<p>Asynchronous Day due to testing</p> <p>Continue to make up work</p> <p>(Black Blizzards Asynchronous assignment)</p>	<p>Virtual Testing</p> <p>Make-up work</p>	<p>Do Now Spiral review</p> <p>Guided reading Questions-The Great Crash</p> <p> https://docs.google.com/presentation/d/1VlgSv1JEMK6Lm-mssjeVhTDp4WSH-YxEJHplEu5e7sY/edit#slide=id.gd9635171a8_0_0 </p> <p>BrainPOP Video Causes of the Great Depression</p>	<p>Do Now Spiral review</p> <p>The Great Depression Notes https://docs.google.com/document/d/16RsmIIlBnze8hc0P1lm75JAhU8MtT9VcjUloEybraiJA/edit </p>

Wilder Week at a Glance

One Team. One Vision.

Content: Social Studies 7



Grade: 7th

Week of: 5/17-21

Teacher: Mrs. Browning

I am learning: WWI

I can:

- Define Prohibition, speakeasy, bootlegger, and suffrage
- Identify the 18th and 21st amendments
- Make connections between alcohol consumption and problems in society
- I can see evidence of how Prohibition of alcohol increased organized crime.

Monday Day 1	Tuesday Day 2	Wellness Wednesday	Thursday Day 1	Friday Day 2
<p>Do Now Spiral Review</p> <p>Women's suffrage assignment</p> <p>America Story of US Video with Guided Questions (Assembly line, Race riot in Chicago, Intro to Prohibition)</p> <p>https://docs.google.com/document/d/1xZ5XnCubD8xyBvTJYc6DbI6MR9fTrcWWSGI-xuvP9A4/edit</p>	<p>Asynchronous Day due to testing</p> <p>Do Now Spiral Review</p> <p>Continue to make up work</p> <p>Women's suffrage assignment asynchronous assignment due to testing</p>	<p>Virtual Testing</p> <p>Make-up work</p>	<p>Do Now Spiral review</p> <p>Begin Great Depression Notes</p> <p>America Story of US Video with Guided Questions (Assembly line, Race riot in Chicago, Intro to Prohibition)</p> <p>https://docs.google.com/document/d/1xZ5XnCubD8xyBvTJYc6DbI6MR9fTrcWWSGI-xuvP9A4/edit</p>	<p>Do Now Spiral review</p> <p>Begin Great Depression Notes/Review Women's suffrage assignment</p> <p>(Cannot attach Notes/working with Bridgewood and Martin to open the files I need)</p>

Wilder Week at a Glance

One Team. One Vision.

Content: Social Studies 7



Grade: 7th

Week of: 5/10-14

Teacher: Mrs. Browning

I am learning: WWI

I can:

- I can describe the ways technology changed American life after WWI
- I describe the cultural climate of the 1920s in America
- I can define the Harlem Renaissance and list some famous African Americans associated with it.
- I can see evidence of the Great Migration in our cities today

Monday Day 1	Tuesday Day 2	Wellness Wednesday	Thursday Day 1	Friday Day 2
<p>Do Now Spiral Review</p> <p>Artists, Writers, and Musicians of the 20s and Harlem Renaissance</p> <p>https://docs.google.com/presentation/d/1MZ-KtlhSxIFV58Pur6SLmeYZhwVog3I2RtpZxsZg4hQ/edit#slide=id.p3</p> <p>America Story of US Video with Guided Questions (Assembly line, Race riot in</p>	<p>Do Now Spiral Review</p> <p>Artists, Writers, and Musicians of the 20s and Harlem Renaissance</p> <p>https://docs.google.com/presentation/d/1MZ-KtlhSxIFV58Pur6SLmeYZhwVog3I2RtpZxsZg4hQ/edit#slide=id.p3</p> <p>America Story of US Video with Guided Questions (Assembly line, Race riot in</p>	<p>Asynchronous Learning, Office Hours 9:05-10:35, make-up work</p> <p>Complete SGM 1 Final Attempt if you haven't done it yet. It is on Performance Matters</p>	<p>No School Student/Staff Holiday</p>	<p>Do Now Spiral review</p> <p>Temperance, Prohibition, and Women's Suffrage</p> <p>https://docs.google.com/presentation/d/1-2Lj5Isjo6xheqeJLyT_oIRo5fE_Mkqg9DXH3wBWHfLE/edit#slide=id.p1</p> <p>Notes</p> <p>https://docs.google.com/document/d/1GNplqsmeuidxdJ36utQkSmOM_RaNGiu9KoVFQ1kvhs</p>

Chicago, Intro to Prohibition) https://docs.google.com/document/d/1xZ5XnCubD8xyBvTJYc6DbI6MR9fTrcWWSGI-xuvP9A4/edit	Chicago, Intro to Prohibition) https://docs.google.com/document/d/1xZ5XnCubD8xyBvTJYc6DbI6MR9fTrcWWSGI-xuvP9A4/edit			0/edit
---	---	--	--	------------------------

Wilder Week at a Glance

One Team. One Vision.

Content: Social Studies 7



Grade: 7th

Week of: 5/3-7

Teacher: Mrs. Browning

I am learning: WWI

I can:

- I can describe the ways technology changed American life after WWI
- I describe the cultural climate of the 1920s in America
- I can define the Harlem Renaissance and list some famous African Americans associated with it.
- I can see evidence of the Great Migration in our cities today

Monday Day 1	Tuesday Day 2	Wellness Wednesday	Thursday Day 1	Friday Day 2
Do Now Spiral Review Complete Creating a	Do Now Spiral Review Complete Creating a	Asynchronous Learning, Office Hours 9:05-10:35,	Do Now Spiral review	Do Now Spiral review

Mass Culture and 1920s Notes https://docs.google.com/presentation/d/1WKm7KkluquJZ35vQo_nI3CfoXGabrKRvEKdCsG4KfKDE/edit	Mass Culture and 1920s Notes https://docs.google.com/presentation/d/1WKm7KkluquJZ35vQo_nI3CfoXGabrKRvEKdCsG4KfKDE/edit	make-up work	America Story of US Video with Guided Questions 1920's Reading Pages with M/C assessment questions. BrainPOP video Harlem Renaissance Roaring 20s Flocabulary	America Story of US Video with Guided Questions 1920's Reading Pages with M/C assessment questions. BrainPOP video Harlem Renaissance Roaring 20s Flocabulary
---	---	--------------	--	--

Wilder Week at a Glance

One Team. One Vision.

Content: Social Studies 7



Grade: 7th

Week of: 4/26-30

Teacher: Mrs. Browning

I am learning: WWI

I can:

- Understand Vocabulary terms that deal with WWI
- Describe the US foreign policy at the beginning of WWI and at the end
- I can list the causes of WWI
- I can understand how alliances of the time could lead to war
- I can list the Central and Allied Powers of WWI
- I describe the cultural climate of the 1920s in America

Monday Day 1	Tuesday Day 2	Wellness Wednesday	Thursday Day 1	Friday Day 2
Do Now Spiral Review Complete-Jacob Riis Analysis of a Photograph WWI Quiz Study Guide	Do Now Spiral Review Complete-Jacob Riis Analysis of a Photograph WWI Quiz Study Guide	Asynchronous Learning, Office Hours 9:05-10:35, make-up work	Do Now Spiral review WWI Quiz Begin Notes for Roaring 20's https://docs.google.com/presentation/d/1DTNI51Jemtyi4xjiW-_kWOxyD3muZN4v/edit#slide=id.p3	Do Now Spiral review WWI Quiz Begin Notes for Roaring 20's https://docs.google.com/presentation/d/1DTNI51Jemtyi4xjiW-_kWOxyD3muZN4v/edit#slide=id.p3

Wilder Week at a Glance

One Team. One Vision.

Content: Social Studies 7

Week of: 4/19-23



Grade: 7th

Teacher: Mrs. Browning

I am learning: WWI

I can:

- Understand Vocabulary terms that deal with WWI
- Describe the US foreign policy at the beginning of WWI and at the end
- I can list the causes of WWI

		<ul style="list-style-type: none"> • I can understand how alliances of the time could lead to war • I can list the Central and Allied Powers of WWI 		
Monday Day 1	Tuesday Day 2	Wellness Wednesday	Thursday Day 1	Friday Day 2
<p>Do Now Spiral Review</p> <p>Students will resubmit Student Growth Measure 2 into Performance Matters https://docs.google.com/document/d/1lcf_IMc5GRba8i6KdLcxu4IIMET2a7LTHR1vsyqtpb0/edit</p> <p>Students will work in small groups to complete review and reflection questions about WWI using their WWI notes</p>	<p>Do Now Spiral Review</p> <p>Students will resubmit Student Growth Measure 2 into Performance Matters https://docs.google.com/document/d/1lcf_IMc5GRba8i6KdLcxu4IIMET2a7LTHR1vsyqtpb0/edit</p> <p>Students will work in small groups to complete review and reflection questions about WWI using their WWI notes</p>	<p>Asynchronous Learning, Office Hours 9:05–10:35, make-up work</p>	<p>Do Now Spiral review</p> <p>Authentic Assessment Jacob Riis Analyzing a photograph https://docs.google.com/presentation/d/1ltrdY8HsY3OPGKGA-oe_6Nij9jaix4c9h2iITfDsL0/edit#slide=id.gbceb8cc9e2_2_33</p> <p>Map Fill in Central and Allied Powers of WWI</p> <p>WWI Reading pages with M/C questions</p>	<p>Do Now Spiral review</p> <p>Authentic Assessment Jacob Riis Analyzing a photograph https://docs.google.com/presentation/d/1ltrdY8HsY3OPGKGA-oe_6Nij9jaix4c9h2iITfDsL0/edit#slide=id.gbceb8cc9e2_2_33</p> <p>Map Fill in Central and Allied Powers of WWI</p> <p>WWI Reading pages with M/C questions</p>

Wilder Week at a Glance

One Team. One Vision.

Content: Social Studies 7



Grade: 7th

Week of: 4/12-16			Teacher: Mrs. Browning	
I am learning: WWI		I can: <ul style="list-style-type: none">• Understand Vocabulary terms that deal with WWI• Describe the US foreign policy at the beginning of WWI and at the end• I can list the causes of WWI• I can understand how alliances of the time could lead to war• I can list the Central and Allied Powers of WWI		
Monday Day 1	Tuesday Day 2	Wellness Wednesday	Thursday Day 1	Friday Day 2
Do Now Spiral Review Begin WWI Notes and PowerPoint with Videos https://drive.google.com/file/d/1MOU4W9Gy3ht3Rln8JQSgERz1PogeWSu3/view?usp=sharing	Do Now Spiral Review Begin WWI Notes and PowerPoint with Videos https://drive.google.com/file/d/1MOU4W9Gy3ht3Rln8JQSgERz1PogeWSu3/view?usp=sharing	Asynchronous Learning, Office Hours 9:05-10:35, make-up work	Do Now Spiral review *Complete WWI Notes WWI Vocabulary Assignment https://drive.google.com/file/d/1TGPTiSwWYeCiuF0lJRi1MD2ti_57n6gz/view?usp=sharing WWI Flocabulary	Do Now Spiral review *Complete WWI Notes WWI Vocabulary Assignment https://drive.google.com/file/d/1TGPTiSwWYeCiuF0lJRi1MD2ti_57n6gz/view?usp=sharing WWI Flocabulary

Wilder Week at a Glance

One Team. One Vision.

Content: Social Studies 7



Grade: 7th

Week of: 3/29-4/2

Teacher: Mrs. Browning

I am learning: How Yellow Journalism can affect foreign policy. Why the Panama Canal is important and how it helped the US secure its place as a world power.

I can:

- Recall the events of the Spanish American War
- I can explain how the US becomes a world power after the Spanish American War and after the construction of the Panama Canal
- I can list the new territories gained by the US after the Spanish American War

Monday Day 1	Tuesday Day 2	Wellness Wednesday	Thursday Day 1	Friday Day 2
<p>Do Now Spiral Review</p> <p>BrainPOP Video Theodore Roosevelt</p> <p>Spanish American War Study Guide for Quiz on 4/1</p> <p>https://docs.google.com/presentation/d/1Zrs-DeVDBIzndGYcncC9fsaBI3tXebWuVnAMIIISWo/edit#slide=id.p</p> <p>Gimkit/Kahoot review for quiz</p>	<p>Do Now Spiral Review</p> <p>BrainPOP Video Theodore Roosevelt</p> <p>Spanish American War Study Guide for Quiz on 4/2</p> <p>https://docs.google.com/presentation/d/1Zrs-DeVDBIzndGYcncC9fsaBI3tXebWuVnAMIIISWo/edit#slide=id.p</p> <p>Gimkit/Kahoot review for quiz</p>	<p>Asynchronous Learning, Office Hours 9:05-10:35, make-up work</p>	<p>Do Now Spiral review</p> <p>Spanish American War Quiz</p> <p>Make-up work after quiz</p> <p>Take or retake any tests or quizzes.</p>	<p>(Half Day)</p> <p>Do Now Spiral review</p> <p>Spanish American War Quiz</p>

Wilder Week at a Glance

One Team. One Vision.

Content: Social Studies 7



Grade: 7th

Week of: 3/22-26

Teacher: Mrs. Browning

I am learning: How Yellow Journalism can affect foreign policy. Why the Panama Canal is important and how it helped the US secure its place as a world power.

I can:

- Describe and define Yellow Journalism
- Understand how yellow journalism can influence public opinion
- Create an example of Yellow Journalism
- Understand the importance of the Panama Canal and how that solidified the US as a world power

Monday Day 1	Tuesday Day 2	Wellness Wednesday	Thursday Day 1	Friday Day 2
<p>Do Now Spiral Review</p> <p>Yellow Journalism Mini Project</p> <p>https://drive.google.com/file/d/16gH4V0r9V0KikyvUy2FleXpDH8ZitBrd/view?usp=sharing</p> <p>(Students will work in collaborative groups to create their own example of Yellow Journalism)</p>	<p>Do Now Spiral Review</p> <p>Yellow Journalism Mini Project</p> <p>https://drive.google.com/file/d/16gH4V0r9V0KikyvUy2FleXpDH8ZitBrd/view?usp=sharing</p> <p>(Students will work in collaborative groups to create their own example of Yellow Journalism)</p>	<p>Asynchronous Learning, Office Hours 9:05-10:35, make-up work</p>	<p>Do Now Spiral review</p> <p>Panama Canal-The World's most important shortcut.</p> <p>https://docs.google.com/presentation/d/1wLq_QRc1PP-WCKwQH53M4aSO9cL4qXjm/edit#slide=id.p1</p> <p>Exit ticket-Discussion Post-Do you think the US was right to give control</p>	<p>Do Now Spiral review</p> <p>Panama Canal-The World's most important shortcut.</p> <p>https://docs.google.com/presentation/d/1wLq_QRc1PP-WCKwQH53M4aSO9cL4qXjm/edit#slide=id.p1</p> <p>Exit ticket-Discussion</p>

			of the Panama Canal back to Panama? Why or why not?	Post-Do you think the US was right to give control of the Panama Canal back to Panama? Why or why not?
--	--	--	---	--

Remember to check PowerSchool for grades and missing assignments

Wilder Week at a Glance

One Team. One Vision.

Content: Social Studies 7



Grade: 7th

Week of: 3/15-19

Teacher: Mrs. Browning

I am learning: How new inventions changed American life. Who led new industries in America that led to economic prosperity, innovation, and invention.

I can:

- Describe the events of the Spanish American War
- Explain how the conclusion of the war made the US a world power
- List the territories gained by the US as a result of the Spanish American War

Monday Day 1	Tuesday Day 2	Wellness Wednesday	Thursday Day 1	Friday Day 2
<p>Do Now Spiral Review</p> <p>Mrs. Miles School counselor coming in to complete a lesson with students.</p> <p>Spanish American War Notes</p>	<p>Do Now Spiral Review</p> <p>Mrs. Miles School counselor coming in to complete a lesson with students.</p> <p>Spanish American War Notes</p>	<p>Asynchronous Learning, Office Hours 9:05-10:35, make-up work</p>	<p>Do Now Spiral review</p> <p>Progressive Movement Performance Task</p> <p>https://docs.google.com/presentation/d/1ltrdY8HsY3OPGKGA-oe_6Nij9jaix4c9h2iITFtDsL0/edit#slide=id.p</p>	<p>Do Now Spiral Review</p> <p>Progressive Movement Performance Task</p> <p>https://docs.google.com/presentation/d/1ltrdY8HsY3OPGKGA-oe_6Nij9jaix4c9h2iITFtDsL0/edit#slide=id.p</p> <p>Yellow Journalism</p>

https://docs.google.com/presentation/d/1UaXshxjL4BTImoh4fwhF8jIOQoFIH7u/edit#slide=id.p1	https://docs.google.com/presentation/d/1UaXshxjL4BTImoh4fwhF8jIOQoFIH7u/edit#slide=id.p1		Yellow Journalism PowerPoint/Discussion https://docs.google.com/presentation/d/16gH4V0r9V0KikyvUy2FleXpDH8ZitBrd/edit#slide=id.p15	PowerPoint/Discussion https://docs.google.com/presentation/d/16gH4V0r9V0KikyvUy2FleXpDH8ZitBrd/edit#slide=id.p15
---	---	--	---	--

Remember to check PowerSchool for grades and missing assignments

Wilder Week at a Glance

One Team. One Vision.

Content: Social Studies 7



Grade: 7th

Week of: 3-8-21

Teacher: Mrs. Browning

I am learning: How new inventions changed American life. Who led new industries in America that led to economic prosperity, innovation, and invention.


I can:

- Describe inventions that made the US an industrial nation
- List the Captains of Industry and which industry they led
- Identify negative effects of industrialization

Monday Day 1	Tuesday Day 2	Wellness Wednesday	Thursday Day 1	Friday Day 2
Do Now Spiral Review Test Immigration and Progressive Movement- Study guide https://docs.google.com/presentation/d/1UaXshxjL4BTImoh4fwhF8jIOQoFIH7u/edit#slide=id.p1	Do Now Spiral Review Test Immigration and Progressive Movement- Study guide https://docs.google.com/presentation/d/1UaXshxjL4BTImoh4fwhF8jIOQoFIH7u/edit#slide=id.p1	Asynchronous Learning, Office Hours 9:05-10:35, make-up work	Do Now Spiral review Spanish American War Notes https://docs.google.com/presentation/d/1UaXshxjL4BTImoh4fwhF8jIOQoFIH7u/edit#slide=id.p1	<ul style="list-style-type: none"> • Half Day for students Do Now Spiral review Spanish American War Notes https://docs.google.com/presentation/d/1UaXshxjL4BTImoh4fwhF8jIOQoFIH7u/edit#slide=id.p1

Qi3X6AYPnidXEyYr2MR_K6BV-kHm9NMo_Z4GcE80Z8s/edit#slide=id.p	Qi3X6AYPnidXEyYr2MR_K6BV-kHm9NMo_Z4GcE80Z8s/edit#slide=id.p			de=id.pl
---	---	--	--	--------------------------

Remember to check PowerSchool for grades and missing assignments

Wilder Week at a Glance				
One Team. One Vision.				
Content: Social Studies 7			Grade: 7th	
Week of: 3/1-5			Teacher: Mrs. Browning	
I am learning: How new inventions changed American life. Who led new industries in America that led to economic prosperity, innovation, and invention.		I can: <ul style="list-style-type: none">• Describe inventions that made the US an industrial nation• List the Captains of Industry and which industry they led• Identify negative effects of industrialization		
Monday Day 1	Tuesday Day 2	Wellness Wednesday	Thursday Day 1	Friday Day 2
Do Now Spiral Review Captains of Industry Notes https://docs.google.com/document/d/1oVLkty0XZpBWP51Is7GXMsz3Td_UIBqiCILKMjzv42k/edit Child Labor during the industrial Revolution	Do Now Spiral Review Captains of Industry Notes https://docs.google.com/document/d/1oVLkty0XZpBWP51Is7GXMsz3Td_UIBqiCILKMjzv42k/edit Child Labor during the	Asynchronous Learning, Office Hours, make-up work	Do Now Spiral review Captains of Industry and Inventors-Graphic Organizer https://docs.google.com/document/d/1S6ewZ7KVDF6vLXgVYLLyGFF65Ha1vq0CFTIj3XKOB4I/edit	Do Now Spiral review Captains of Industry and Inventors-Graphic Organizer https://docs.google.com/document/d/1S6ewZ7KVDF6vLXgVYLLyGFF65Ha1vq0CFTIj3XKOB4I/edit

Reading https://docs.google.com/document/d/17M5wlsGldrX-joikKI6mb7SOQFFlqe86WHqkoA0DCb8/edit	industrial Revolution Reading https://docs.google.com/document/d/17M5wlsGldrX-joikKI6mb7SOQFFlqe86WHqkoA0DCb8/edit			
--	---	--	--	--

Remember to check PowerSchool for grades and missing assignments

Wilder Week at a Glance				
One Team. One Vision.				
Content: Social Studies 7			Grade: 7th	
Week of: 2/22-26			Teacher: Mrs. Browning	
I am learning: How the living and working conditions of the early 20th century and late 19th century forced action through reforms and led to the Progressive Movement.			I can: <ul style="list-style-type: none">• Describe the living conditions in a late 19th century city• I can define urbanization and industrialization• I can identify and describe important inventions to make life in cities safer and easier• I can list reasons for needed improvements to working conditions for immigrants and children	
Monday Day 1	Tuesday Day 2	Wellness Wednesday	Thursday Day 1	Friday Day 2
Do Now Spiral Review Begin Progressive Movement notes https://docs.google.c	Do Now Spiral Review Begin Progressive Movement notes https://docs.google.c	Asynchronous Learning, Office Hours, make-up work	Do Now Spiral review Complete Progressive Movement Notes	Do Now Spiral review Complete Progressive Movement Notes

om/document/d/1OcRY82x_82qTXTUVyOfIPoOqRQgyTQbzK_KPV8xQPky/edit	om/document/d/1OcRY82x_82qTXTUVyOfIPoOqRQgyTQbzK_KPV8xQPky/edit		Problems in cities: Child Labor in rural America guided reading questions https://docs.google.com/document/d/17OCVg-w0jntckk_hVhJc-nbWKefNB6sEilFEJpw_nDMk/edit	Problems in cities: Child Labor in rural America guided reading questions https://docs.google.com/document/d/17OCVg-w0jntckk_hVhJc-nbWKefNB6sEilFEJpw_nDMk/edit
--	--	--	---	---


Wilder Week at a Glance

One Team. One Vision.

Monday Day 1	Tuesday Day 2	Wednesday Day 1	Thursday Day 2	Friday Day 1
Do Now spiral review Immigration Brainpop Video and Questions America Story of US Video with guided viewing questions/reviewed	Do Now spiral review Immigration Brainpop America Story of US Guided Video (Part 3) questions/reviewed as a class	Do Now Spiral review Triangle Shirtwaist Factory Fire guided research from http://www.ilr.cornell.edu/trianglefire/narra	Do Now Spiral review Triangle Shirtwaist Factory Fire guided research from http://www.ilr.cornell.edu/trianglefire/narra	Do Now Spiral Review Jacob Riis PowerPoint (Photographs of the urban poor) Guided Notes Tenement Virtual Guided Tour from

as a class (Part 2) Review Immigrant Life PowerPoint to ensure the students have the correct answers.	Review PowerPoint to ensure students have the correct answers	tive1.html Exit ticket-Discussion Post-What safety features do we have today that would have helped the Triangle Shirtwaist Factory Workers	tive1.html Exit ticket-Discussion Post-What safety features do we have today that would have helped the Triangle Shirtwaist Factory Workers	http://www.thirteen.org/tenement/
--	---	--	--	---

Complete table for the current week. For the next week, copy the table to the top of the document and update.


Wilder Week at a Glance				
Content: Social Studies 7				
Week of: 2/1-5			Grade: 7th	
			Teacher: Mrs. Browning	
I am learning: The reasons for Westward Expansion		I can: <ul style="list-style-type: none">• List the reasons for Westward Expansion• Describe inventions and innovations needed to settle the Great Plains		
Monday Day 2	Tuesday Day 1	Wednesday Day 2	Thursday Day 1	Friday Day 2
Do Now spiral review	Do Now spiral review	Do Now Spiral review	Do Now Spiral review	Do Now Spiral Review
Introduction Notes and PowerPoint about about Immigration in	Introduction Notes and PowerPoint about about Immigration in	Guided Viewing Questions-The Immigrant Experience	Guided Viewing Questions-The Immigrant Experience	Immigrant life Powerpoint notes and discussion

the 1800s Guided Viewing questions about the building of the Statue of Liberty	the 1800s Guided Viewing questions about the building of the Statue of Liberty	Reading Questions about the immigrant experience.	Reading Questions about the immigrant experience.	Immigration BrainPOP Video and Quiz
---	---	---	---	-------------------------------------

Complete table for the current week. For the next week, copy the table to the top of the document and update.

Wilder Week at a Glance				
Content: Social Studies 7			Grade: 7th	
Week of: January 25–29			Teacher: Mrs. Browning	
I am learning: The reasons for Westward Expansion		I can: <ul style="list-style-type: none">List the reasons for Westward ExpansionDescribe inventions and innovations needed to settle the Great Plains		
Monday Day 1	Tuesday Day 2	Wednesday Day 1	Thursday Day 2	Friday Day 1
Do Now spiral review Westward Expansion Authentic Assessment	Do Now spiral review Westward Expansion Authentic Assessment	Teacher led make-up work day.	Class isn't meeting but students should complete their Do now and missing work	Class isn't meeting but students should complete their Do now and missing work

Complete table for the current week. For the next week, copy the table to the top of the document and update.


<div> <div>Wilder Week at a Glance</div> <div>One Team. One Vision.</div> </div>				
Content: Social Studies 7 Week of: January 19–22				Grade: 7th Teacher: Mrs. Browning
I am learning: The reasons for Westward Expansion		I can: <ul style="list-style-type: none"> List the reasons for Westward Expansion Describe inventions and innovations needed to settle the Great Plains 		
Monday Day	Tuesday Day 1	Wednesday Day 2	Thursday Day 1	Friday Day 2
No School	Spiral review Do Now Go over and review Westward Expansion Graphic Organizer Study Guide for Westward Expansion Quiz American Indian Chiefs Video	Spiral review Do Now Go over and review Westward Expansion Graphic Organizer Study Guide for Westward Expansion Quiz American Indian Chiefs Video	Spiral review Do Now Westward Expansion Quiz Westward Expansion Authentic Assessment	Spiral review Do Now Westward Expansion Quiz Westward Expansion Authentic Assessment

Complete table for the current week. For the next week, copy the table to the top of the document and update.

<div> <div>Wilder Week at a Glance</div> <div>One Team. One Vision.</div> </div>				
Content: Social Studies 7 Week of: January 11–15				Grade: 7th Teacher: Mrs. Browning


I am learning: The reasons for Westward Expansion		I can: <ul style="list-style-type: none"> List the reasons for Westward Expansion Describe inventions and innovations needed to settle the Great Plains 		
Monday Day 2	Tuesday Day 1	Wednesday Day 2	Thursday Day 1	Friday Day 2
Spiral Review–Westward Expansion Complete Inventions and Adaptations Graphic Organizer Finish Video and Guided Viewing Questions	Spiral Review–Westward Expansion Complete Inventions and Adaptations Graphic Organizer Finish Video and Guided Viewing Questions	Spiral Review–Westward Expansion Guided Reading–Massacre at Wounded Knee Begin Nearpod–Fill in the blanks summarizing Westward Expansion and Learn about Indian Chiefs	Spiral Review–Westward Expansion Guided Reading–Massacre at Wounded Knee Begin Nearpod–Fill in the blanks summarizing Westward Expansion and Learn about Indian Chiefs	Spiral Review–All of Westward Expansion Complete Nearpod if not finished. Review Kahoot Westward Expansion

Complete table for the current week. For the next week, copy the table to the top of the document and update.

<h1>Wilder Week at a Glance</h1> <p>One Team. One Vision.</p>				
Content: Social Studies 7				Grade: 7th
Week of: January 4th–8th				Teacher: Mrs. Browning
I am learning: The reasons for Westward Expansion		I can: <ul style="list-style-type: none">• List the reasons for Westward Expansion• Describe inventions and innovations needed to settle the Great Plains		
Monday Day 1	Tuesday Day 2	Wednesday Day 1	Thursday Day 2	Friday Day 1

Spiral review questions (Most missed on test) Westward Expansion Notes, vocabulary, and videos	Spiral review questions (Most missed on test) Westward Expansion Notes, vocabulary, and videos	Spiral review from previous day, Complete Westward Expansion Notes, finish video questions.	Spiral review from previous day, Complete Westward Expansion Notes, finish video questions.	Spiral Review, Graphic organizer-Reasons for Westward Expansion. Define terms and choose a picture to represent that term.
---	---	--	--	--

Complete table for the current week. For the next week, copy the table to the top of the document and update.

Wilder Week at a Glance				
One Team. One Vision.				
Content: Social Studies 7				
Week of: December 14–18			Grade: 7th	
			Teacher: Mrs. Browning	
I am learning: The reasons for Westward Expansion		I can: <ul style="list-style-type: none">• Study for my 13.5 week test• Review Reconstruction and the Civil War		
Monday Day 2	Tuesday Day 1	Wednesday Day 2	Thursday Day 1	Friday Day 2
Study guide for 13.5 week test on Reconstruction and the Civil War	Study guide for 13.5 week test on Reconstruction and the Civil War	Testing 13.5 week test	Testing 13.5 week test	Westward Expansion Video and notes

Complete table for the current week. For the next week, copy the table to the top of the document and update.

Wilder Week at a Glance

Content: Social Studies 7



Grade: 7th

Week of: December 7–11

Teacher: Mrs. Browning

I am learning: The reasons for Westward Expansion

I can:

- List the reasons for westward expansion
- Describe the land of the Great Plains
- Explain how inventions and adaptations were needed to settle the Great Plains

Monday Day 1	Tuesday Day 2	Wednesday Day 1	Thursday Day 2	Friday Day 1
Spiral review and study guide for upcoming quiz on Reconstruction.	Spiral review and study guide for upcoming quiz on Reconstruction.	Reconstruction Quiz. Begin studying Westward Expansion PowerPoint, Graphic organizer, create a comic strip for reasons for Westward Expansion	Reconstruction Quiz. Begin studying Westward Expansion PowerPoint, Graphic organizer, create a comic strip for reasons for Westward Expansion	Review Quiz grades Continue learning about Westward Expansion by learning the impact on the American Indians.

Complete table for the current week. For the next week, copy the table to the top of the document and update.

Wilder Week at a Glance

Content: Social Studies 7



Grade: 7th

Week of: November 11/23–24

Teacher: Mrs. Browning


I am learning: About the Reconstruction policies and Jim Crow Laws		I can: <ul style="list-style-type: none"> • Define stereotype • See evidence of stereotypes in society today • Help prevent the spread of stereotypes 		
Monday Day 2	Tuesday 1	Wednesday Day 1	Thursday Day 2	Friday Day 1
Spiral review do now Jim Crow and Stereotype notes Review Kahoot	Spiral review do now Jim Crow and Stereotype notes Review Kahoot	No school	No school Eat a lot of Turkey! ...and pie!	No school

Complete table for the current week. For the next week, copy the table to the top of the document and update.

Wilder Week at a Glance				
Content: Social Studies 7			Grade: 7th	
Week of: November 16–20			Teacher: Mrs. Browning	
I am learning: How the United States reacts after the Civil War.		I can: <ul style="list-style-type: none">Analyze the impact of Reconstruction policies on the US and African AmericansDescribe the Reconstruction amendments		
Monday Day 1	Tuesday 2	Wednesday Day 1	Thursday Day 2	Friday Day 1
We will review our Reconstruction notes as a class. We will read about the people who created	We will review our Reconstruction notes as a class. We will read about the people who created	We will continue studying Reconstruction and Jim Crow Laws. We will define stereotype	We will continue studying Reconstruction and Jim Crow Laws. We will define stereotype	Culminating activities–Gimkit/Kahoot game about Reconstruction and review of the Civil

Reconstruction policies and fill out a graphic organizer.	Reconstruction policies and fill out a graphic organizer.	and look at other stereotypes that exist in our society.	and look at other stereotypes that exist in our society.	War. Reconstruction/Black Codes reading with guided questions.
---	---	--	--	--

Complete table for the current week. For the next week, copy the table to the top of the document and update.

Wilder Week at a Glance				
One Team. One Vision.				
Content: Social Studies 7				Grade: 7th
Week of: November 9-12				Teacher: Mrs. Browning
I am learning: The key people of the Civil War and major battles/events.			I can: <ul style="list-style-type: none">• Identify the key leaders in the Civil War• Describe the major events of the Civil War	
Monday Day 1	Tuesday 2	Wednesday Day 1	Thursday Day 2	Friday Day
Students will take their Civil War Test (Study Guides were completed in class) Then we will continue watching America Story of US after testing.	Students will take their Civil War Test (Study Guides were completed in class) Then we will continue watching America Story of US after testing.	Students will begin their study of Reconstruction By completing notes, listening to the teacher’s lecture, watching videos, and filling in a graphic organizer.	Students will begin their study of Reconstruction By completing notes, listening to the teacher’s lecture, watching videos, and filling in a graphic organizer.	No School

Complete table for the current week. For the next week, copy the table to the top of the document and update.

Wilder Week at a Glance

One Team. One Vision.

Content: Social Studies 7



Grade: 7th

Week of: November 2-6

Teacher: Mrs. Browning

I am learning: The key people of the Civil War and major battles/events.

I can:

- Identify the key leaders in the Civil War
- Describe the major events of the Civil War

Monday Day 1	Tuesday	Wednesday Day 2	Thursday Day 1	Friday Day 2
Students will play a review game about the Civil War as we head toward our next test. Students will watch America Story of US Civil War Episode	No School	Students will play a review game about the Civil War as we head toward our next test. Students will watch America Story of US Civil War Episode	Students will complete a Civil War Study Guide for our next test. Continue watching America Story of US	Students will complete a Civil War Study Guide for our next test. Continue watching America Story of US

Complete table for the current week. For the next week, copy the table to the top of the document and update.

Wilder Week at a Glance

One Team. One Vision.

Content: Social Studies 7



Grade: 7th

Week of: October 26-30

Teacher: Mrs. Browning


I am learning: The key people of the Civil War and major battles/events.

I can:

- Identify the key leaders in the Civil War


		<ul style="list-style-type: none"> Describe the major events of the Civil War 		
Monday Day 2	Tuesday Day 1	Wednesday Day 2	Thursday Day 1	Friday Day 2
Students will finish their Civil War Reintroduction assignment. Students will watch a Brainpop video about the causes of the Civil War and complete a quiz. We will play a review Kahoot about the Civil War reintroduction reading.	Students will complete a graphic organizer about the key people of the Civil War. Students will view America Story of US a documentary about the Civil War.	Students will complete a graphic organizer about the key people of the Civil War. Students will view America Story of US a documentary about the Civil War.	Students will take notes about the major events and battles of the Civil War. Students will create a timeline of major events and battles of the Civil War.	Students will take notes about the major events and battles of the Civil War. Students will create a timeline of major events and battles of the Civil War.

Complete table for the current week. For the next week, copy the table to the top of the document and update.

<div>Wilder Week at a Glance</div> <div>One Team. One Vision.</div>				
<div>Content: Social Studies 7</div> <div>Week of: October 19–23</div>			<div></div>	<div>Grade: 7th</div> <div>Teacher: Mrs. Browning</div>
<div>I am learning: The causes of the Civil War</div>		<div>I can:</div> <div><ul style="list-style-type: none">Make up all my missing work!List the major causes of the Civil War</div>		
<div>Monday Day 1</div>	<div>Tuesday Day 2</div>	<div>Wednesday Day 1</div>	<div>Thursday Day 2</div>	<div>Friday Day 1</div>
<div>Due to missing work</div>	<div>Due to missing work</div>	<div>Students will</div>	<div>Students will</div>	<div>Students will view an</div>


<p>Monday will be a make-up work day. Students will be allowed to make-up any missing assignments or assignments they received a low score on. This includes test retakes if needed.</p> <p>Students will read a NEWELA article about life in the South before the Civil War, complete a short answer question, and take a short quiz about the article.</p>	<p>Tuesday will be a make-up work day. Students will be allowed to make-up any missing assignments or assignments they received a low score on. This includes test retakes if needed.</p> <p>Students will read a NEWELA article about life in the South before the Civil War, complete a short answer question, and take a short quiz about the article.</p>	<p>complete the Civil War reading with guided questions.</p> <p>Students will review states and regions, while focusing on states that seceded at the beginning of the Civil War</p>	<p>complete the Civil War reading with guided questions.</p> <p>Students will review states and regions, while focusing on states that seceded at the beginning of the Civil War</p>	<p>edpuzzle video on the causes of the Civil War. Students will take notes on the causes of the Civil War</p>
--	---	--	--	---

Complete table for the current week. For the next week, copy the table to the top of the document and update.

<h2 style="text-align: center;">Wilder Week at a Glance</h2> <p style="text-align: center; color: #0070C0;">One Team. One Vision.</p>		
<p>Content: Social Studies 7</p> <p>Week of: October 12-16</p>		<p>Grade: 7th</p> <p>Teacher: Mrs. Browning</p>
<p>I am learning: The causes of the Civil War</p>	<p>I can:</p> <ul style="list-style-type: none"> Get a good grade on my test! 	


		<ul style="list-style-type: none"> List the major causes of the Civil War 		
Monday Day 2	Tuesday Day 1	Wednesday Day 2	Thursday Day 1	Friday Day 2
<p>Students will complete a study guide in class for the upcoming test on October 1th.</p> <p>Students will watch a video and answer questions about the causes of division that arise between the North and South before the Civil War.</p>	<p>Students will take the 4.5 week test on regions, states, cities, continents, oceans, and geography skills.</p> <p>When finished students will be given the opportunity to make up any missing work.</p>	<p>Students will take the 4.5 week test on regions, states, cities, continents, oceans, and geography skills.</p> <p>When finished students will be given the opportunity to make up any missing work.</p>	<p>Students will examine more closely the causes of the Civil War. Through notes, readings, and videos.</p> <p>We will use America's Story from America's Library</p> <p>America Story of US-Documentary</p>	<p>Students will examine more closely the causes of the Civil War. Through notes, readings, and videos.</p> <p>We will use America's Story from America's Library</p> <p>America Story of US-Documentary</p>

Complete table for the current week. For the next week, copy the table to the top of the document and update.

<h1>Wilder Week at a Glance</h1> <p>One Team. One Vision.</p>		
Content: Social Studies 7 Week of: October 5–9		Grade: 7th Teacher: Mrs. Browning
I am learning: <ul style="list-style-type: none"> USII 2c The student will use maps, globes, photographs, pictures, or tables for locating the 50 states and the cities most significant to the development of the United States and explaining 	I can: <ul style="list-style-type: none"> Define region Group states by region List the states and important cities in each region Define latitude and longitude 	


what makes those cities significant.		<ul style="list-style-type: none"> List the continents and oceans and label them on a map 		
Monday Day 1	Tuesday Day 2	Wednesday Day 1	Thursday Day 2	Friday Day 1
<p>Students will complete a Do Now reviewing concepts previously learned-Geography skills</p> <p>Students will complete a Google slide activity about the regions and then create postcards from the region of their choice</p> <p>*Kahoot review game if time</p>	<p>Students will complete a Do Now reviewing concepts previously learned-Geography skills</p> <p>Students will complete a Google slide activity about the regions and then create postcards from the region of their choice</p> <p>*Kahoot review game if time</p>	<p>Students will complete a "Do Now" activity to see what they remember from the previous class. (regions, latitude, longitude, geography)</p> <p>Students will review the Civil War by viewing a short video, and completing notes/review activities</p> <p>*Due to Covid some students may not have been able to</p>	<p>Students will complete a "Do Now" activity to see what they remember from the previous class. (regions, latitude, longitude, geography)</p> <p>Students will review the Civil War by viewing a short video, and completing notes/review activities</p> <p>*Due to Covid some students may not have been able to</p>	<p>Students will complete a study guide in class for the upcoming test on October 13th.</p> <p>Students will watch a video and answer questions about the causes of division that arise between the North and South before the Civil War.</p>

Complete table for the current week. For the next week, copy the table to the top of the document and update.

<h1>Wilder Week at a Glance</h1> <p>One Team. One Vision.</p>		
Content: Social Studies 6 & 7 Week of: September 29–October 2		 Grade: 6th & 7th Teacher: Mrs. Browning
I am learning: <ul style="list-style-type: none"> USII 2c The student will use maps, globes, photographs, pictures, or tables for locating the 	I can: <ul style="list-style-type: none"> Define region Group states by region 	

50 states and the cities most significant to the development of the United States and explaining what makes those cities significant.		<ul style="list-style-type: none"> List the states and important cities in each region Define latitude and longitude List the continents and oceans and label them on a map 		
Monday Day	Tuesday Day 1	Wednesday Day 2	Thursday Day 1	Friday Day 2
No School	<p>Students will answer review questions from previous lessons. (Do Now)</p> <p>Students will complete a student growth measure (pre-test) in Schoology and submit the link in Performance Matters. This took longer than I thought so many students need to finish this.</p> <p>Students will review map skills and take notes. (Didn't get to this last week due to student growth measures)</p>	<p>Students will answer review questions from previous lessons. (Do Now)</p> <p>Students will complete a student growth measure (pre-test) in Schoology and submit it in Performance Matters. This took longer than I thought so many students need to finish this.</p> <p>Students will review map skills and take notes. (Didn't get to this lesson last week because of Student growth measure)</p>	<p>Students will review map skills in a short do now assessment. Students will work on a teacher led nearpod that covers latitude and longitude.</p>	<p>Students will review map skills in a short do now assessment. Students will work on a teacher led nearpod that covers latitude and longitude.</p>

Complete table for the current week. For the next week, copy the table to the top of the document and update.

<h1>Wilder Week at a Glance</h1> <p>One Team. One Vision.</p>		
<p>Content: Social Studies 7</p> <p>Week of: September 21-25</p>		<p>Grade: 7th</p> <p>Teacher: Mrs. Browning</p>

I am learning: <ul style="list-style-type: none"> USII 2c The student will use maps, globes, photographs, pictures, or tables for locating the 50 states and the cities most significant to the development of the United States and explaining what makes those cities significant. 		I can: <ul style="list-style-type: none"> Define region Group states by region List the states and important cities in each region Define latitude and longitude List the continents and oceans and label them on a map 		
Monday Day 2	Tuesday Day 1	Wednesday Day 2	Thursday Day 1	Friday Day 2
Students will watch a video about continents and oceans and answer multiple choice questions. Students will complete 2 nearpod activities reminding them of the locations of continents and oceans. Students will discuss what continent they would like to travel to.	Students will answer review questions from previous lessons. Students will complete a student growth measure (pre-test) in Performance Matters. Students will review map skills and take notes.	Students will answer review questions from previous lessons. Students will complete a student growth measure (pre-test) in Performance Matters. Students will review map skills and take notes.	Students will review map skills in a short do now assessment. Students will watch a Flocabulary Video about Longitude and Latitude and complete the Vocabulary activity. Students will practice latitude and longitude with nearpod and a teacher's demonstration.	Students will review map skills in a short do now assessment. Students will watch a Flocabulary Video about Longitude and Latitude and complete the Vocabulary activity. Students will practice latitude and longitude with nearpod and a teacher's demonstration.

Complete table for the current week. For the next week, copy the table to the top of the document and update.

<h1>Wilder Week at a Glance</h1> <p>One Team. One Vision.</p>	
Content: Social Studies 7 <div>  </div>	Grade: 7th

Week of: September 14 – September 18			Teacher: Mrs. Browning	
I am learning: <ul style="list-style-type: none">USII 2c The student will use maps, globes, photographs, pictures, or tables for locating the 50 states and the cities most significant to the development of the United States and explaining what makes those cities significant.		I can: <ul style="list-style-type: none">Define regionGroup states by regionList the states and important cities in each regionDefine latitude and longitudeList the continents and oceans and label them on a map		
Monday Day 1	Tuesday Day 2	Wednesday Day 1	Thursday Day 2	Friday Day 1
Map Skills Notes Label continents and oceans	Map Skill Notes Label continents and oceans	Regions and States PowerPoint notes Practice Latitude and longitude	Regions and States PowerPoint notes	Cities Notes Nearpod Label States Practice

Complete table for the current week. For the next week, copy the table to the top of the document and update.

<h1 style="text-align: center;">Wilder Week at a Glance</h1> <p style="text-align: center; color: #0070C0;">One Team. One Vision.</p>	
Content: Social Studies 6/7	Grade: 6th and 7th



Week of: September 8 – September 11			Teacher: Mrs. Browning	
I am learning: <ul style="list-style-type: none">List SOLs & content here		I can: <ul style="list-style-type: none">I can understand my class syllabus, I can create a social studies folder on my desktop, I can understand why it is important to learn from History		
Monday Day	Tuesday Day 1	Wednesday Day 2	Thursday Day 1	Friday Day 2
No School Labor Day	Attendance/warmup: Go over Syllabus Review Virtual Norms Whole-group: Get to know the teacher Kahoot Small-group & independent practice: Students will watch a teacher created video on how to create a Social Studies folder. Review/exit activity: Quick Schoology M/C questions about virtual norms	Attendance/warmup: Go over Syllabus Review Virtual Norms Whole-group: Get to know the teacher Kahoot Small-group & independent practice: Students will watch a teacher created video on how to create a Social Studies folder. Review/exit activity: Quick Schoology M/C questions about virtual norms	Attendance/warmup: Do Now–Review Schoology quiz on procedures Whole-group: Teacher created video on how to use the snipping tool and then submit a picture of your Social Studies folder. Small-group & independent practice: Brainpop Video–Why is History important? Review/exit activity: Discussion Post about Schoology video/Why should we learn about the past?	Attendance/warmup: Do Now–Review Schoology quiz on procedures Whole-group: Teacher created video on how to use the snipping tool and then submit a picture of your Social Studies folder. Small-group & independent practice: Brainpop Video–Why is History important? Review/exit activity: Discussion Post about Schoology video/Why should we learn about the past?

