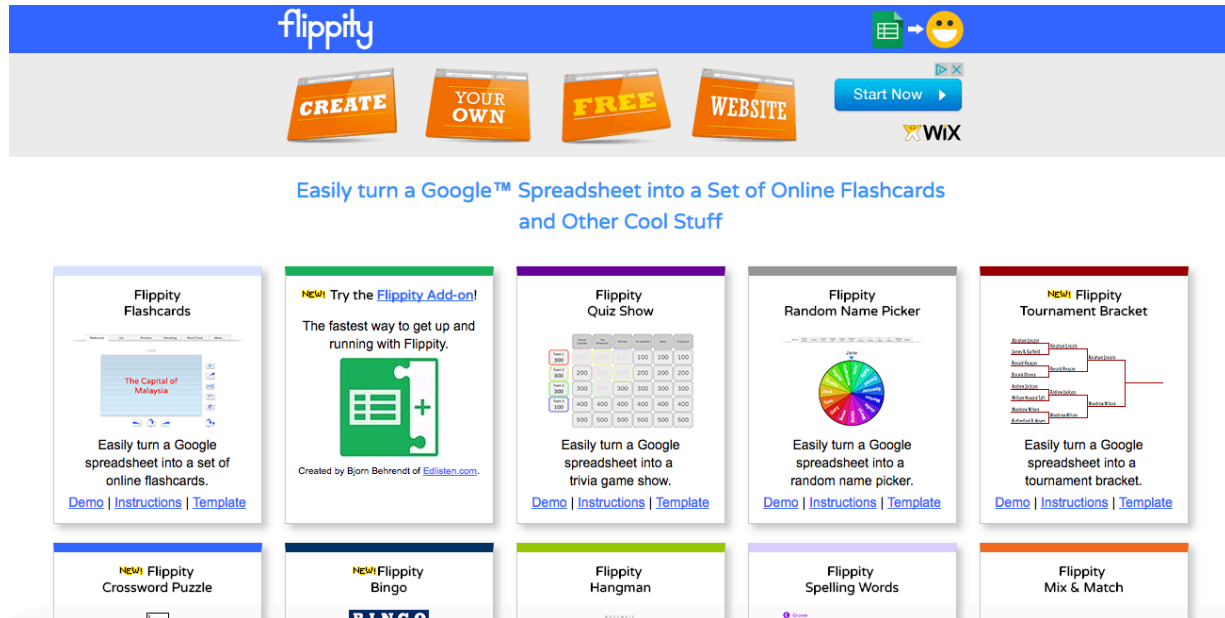
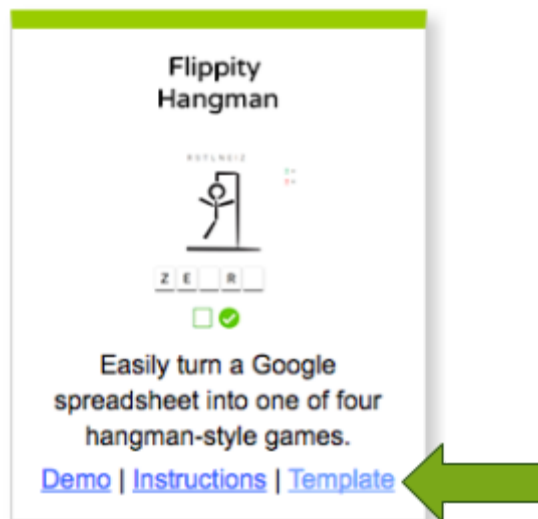


Fun with Flippity!

Go to Flippity (<http://flippity.net/>) to begin creating your interactive spreadsheets.



Select your template. In this example, we'll set up a new Hangman game. Click on the Template link.



Click the blue "Make a copy" button.

Google Drive

Copy document

Would you like to make a copy of Flippity.net Hangman Template?

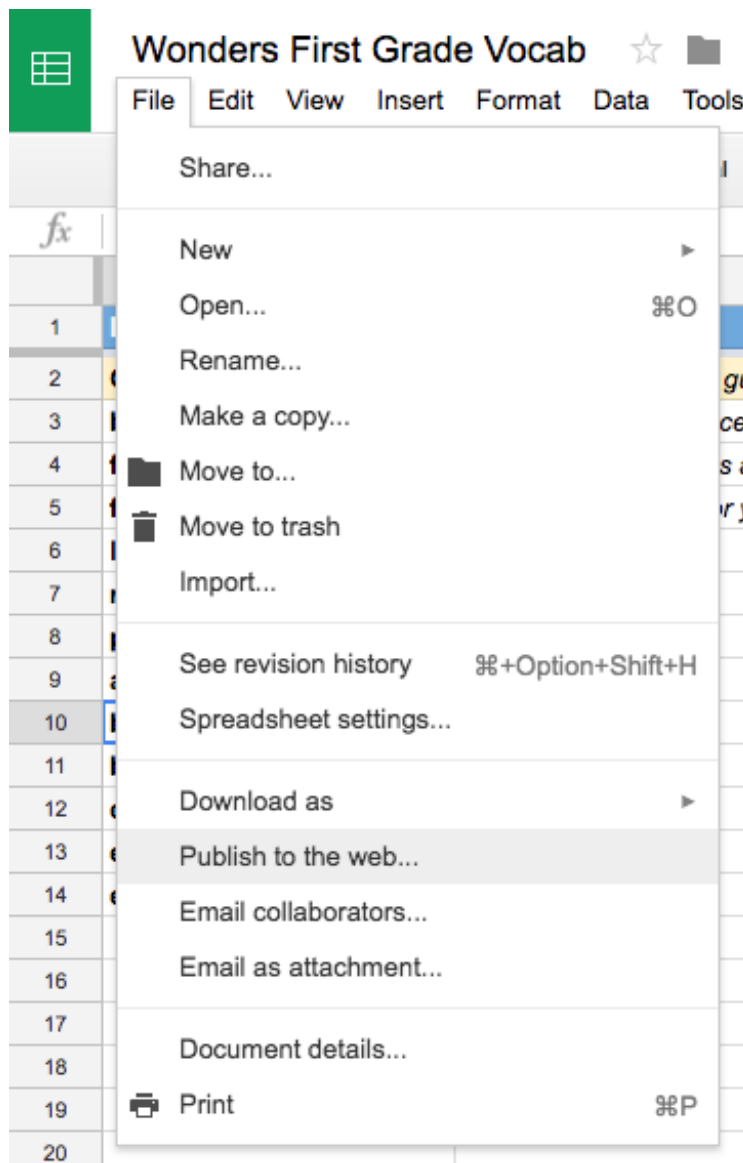
Make a copy



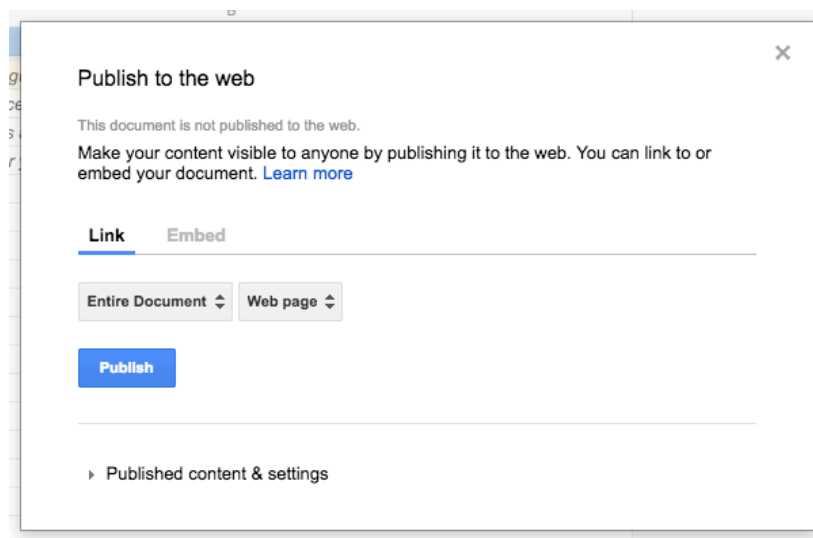
Remove the animal words in the template, and replace with your selected words.

	A	B
1	Puzzle	Notes
2	Game: Classic Hangman	<i>Classic Hangman = 6 guesses, Flower Power = 7, Bomb Squad = 8, Apple Picking = 9</i>
3	brother	<i>Don't modify the blue cells.</i>
4	father	<i>Enter as many puzzles as you wish.</i>
5	friend	<i>Add a title or theme for your hangman game by changing the name of the worksheet (at the bottom).</i>
6	love	
7	mother	
8	picture	
9	answer	
10	brought	
11	busy	
12	door	
13	enough	
14	eyes	
15		

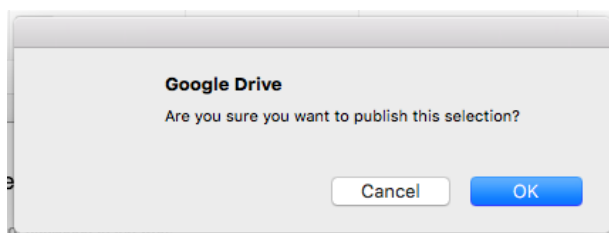
When done with adding words, go to File → Publish to the web...



Click the blue “Publish” button.



Click OK to continue.



Under the “Get the Link Here” tab in the spreadsheet, copy the URL to play your Hangman!

