

## 2nd/3rd Virtual Student Expectations

- Students will use Google Classroom to access assignments and Google Meets.
- Be on time and present to live Google Meet Sessions.
- Dress appropriately for live instruction.
- Have the camera on during live instruction. (Your teacher needs to be able to view you actively participating and making camera/eye contact.)
- Mute microphone while teacher is giving instruction.
- If you are unable to attend the live Google Meet Sessions, you must watch the recorded lessons.
- Complete all assignments.
- Keep in contact with the teacher. Ask the teacher for assignment clarification and/or help.

### Student Expectations for Daily Independent Work

**\*\*\*In addition to the following assignments, students must complete any Google Classroom Assignments.\*\*\***

- Monday, Wednesday, & Friday: Students will work in iReady Math and Reading, for no less than 15 minutes on these days. At the end of the week this will be a total of 45 minutes for Reading iReady and 45 minutes for Math iReady.
- Tuesday & Thursday: Students will login and read on Epic!. Students may only access Epic! during the school day.

### Virtual Parent Expectations

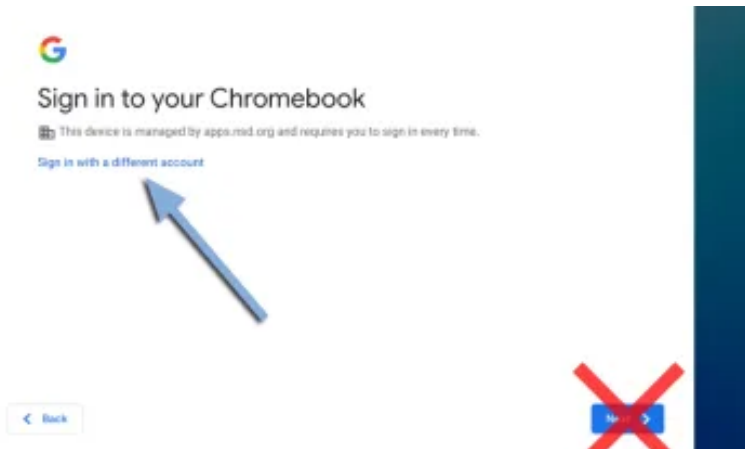
- Allow your child to complete his/her own work. It is important that the teacher knows your child's abilities. This ensures that instruction is based on the child.
- Provide a clean and quiet work area for your child.
- If you have any technical issues, Wifi and/or computer issues, let your child's teacher know immediately.
- Stay in contact with your child's teacher, via email or Remind. Please be sure to provide a working phone number and email address.

### Live Google Meet and Independent Work Schedule

<b>9:00-9:15</b>	<u>Google Meet (Live Lesson)</u> : Community Meet
<b>10:00-10:30</b>	<u>Google Meet (Live Lesson)</u> : Whole Group Reading Lesson
<b>10:30-12:20</b>	<u>Lunch &amp; Independent Work Time</u> : Complete iReady Lessons, and any Google Classroom Assignments
<b>12:25-12:55</b>	<u>Google Meet (Live Lesson)</u> : Math Lesson
<b>1:00-1:30</b>	Independent Work Times
<b>1:30-2:00</b>	<u>Google Meet (Live Lesson)</u> : This session the teacher will be available to answer any questions a student may have, or request specific students to join for specialized instruction. <i>If you do not have questions, you do not have to login unless requested to do so.</i>

## How to Log into a FSD2 Chromebook and Google Classroom

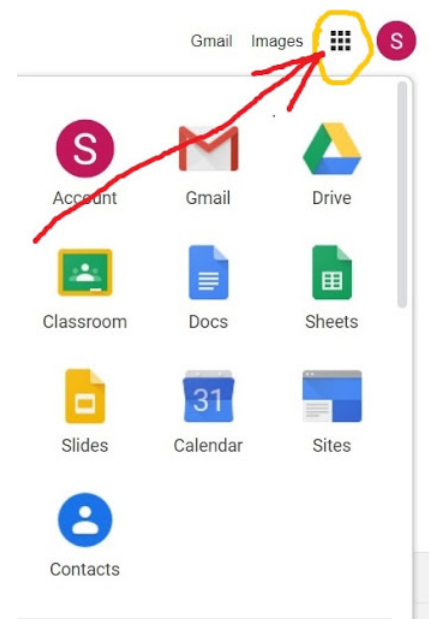
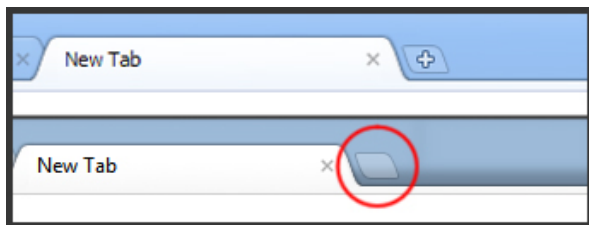
1. When the **Chromebook** starts up, you will see the screen below:



Click **Sign in with a different account**. This will take you to the login in screen, students will **type in their username** and **press enter**. They will be taken to the screen to **type in their password**. Have them **check the Show Password box** so they can be sure they are typing the correct password, press enter.

2. Open a new **TAB** with the **+** sign.

3. Click the **9 DOTS** at the top right side of the screen. Click **Classroom**.



4. Click on **Classwork**. The daily assignments will be here.

Classroom Stream **Classwork** People

