

WHAT ARE YOU TRADING?

Purpose

This card game will help set the stage for the learning you'll do later in this lesson.

Process





1. Randomly draw a note card that will tell you which role you're going to play in this simulation. Circle the role you've been assigned:

Peasant

Merchant

Nobleperson

2. Deal the playing cards evenly among all participants. Your goal is to collect more cards of a specific suit than anyone else. The suit you're trying to collect depends on the role you've been assigned:

Role	What to obtain	Card suit
Peasant	Food	
Merchant	Money	
Nobleperson	Status	
All	Happiness	

3. Once everyone has their cards and is ready, you're going to trade cards with others however you'd like. The goal is to collect as many cards of your assigned suit as possible. Every time you make a trade, write down the name of the person you traded with on your note card. You'll have 5 minutes to trade. Your teacher will tell you when the time is up, and will explain what to do next.

WHAT ARE YOU TRADING?

4. Answer the following questions:

- Did it seem like peasants, merchants, or nobles were impacted in a similar way? What might that suggest?

- Were you surprised at the outcome? Why or why not?