

Tips for using the “Showcare” platform at ISMB/ECCB 2021

Getting started

The main entry point is <https://ismbeccb2021.showcare.io/>

The first time you visit, you will need to access it with the link in the email sent to you by Showcare (though it will say it's from ISMB/ECCB) with the subject line “Welcome to ISMB/ECCB 2021 – July 25-30”. (If you don't see it, check your junk/spam folder.)

Look for text that says “Click [here](#) to activate your account” (yes, without spaces around “here”—they didn't have me proofread the message 😊)

“here” should hyperlink to your personal account on showcare.

Going to a session

After you set up your Showcare account, you can get directly to the BOSC sessions (when they're happening) at <https://ismbeccb2021.showcare.io/sessions/29-1-bosc/> (first day, July 29) and <https://ismbeccb2021.showcare.io/sessions/30-1-bosc/> (second day, July 30)


Roundtables

You can video-chat with up to 15 people at the Café Connect “Roundtables” (<https://ismbeccb2021.showcare.io/roundtables/>). There are roundtables already set up for each COSI (including BOSC), and you can also create your own roundtable.

Note that when you join a roundtable, you can't set a virtual background like you can in Zoom. Also, when you join it may default to using your Snap camera, which (if you haven't configured your Snap camera) may show your video as a blank yellow rectangle. You can click on the video camera icon to change your camera setting.

Note that when you join a roundtable, you come in with your mic and video ON (unless it doesn't have the right permissions--see below for more about that).

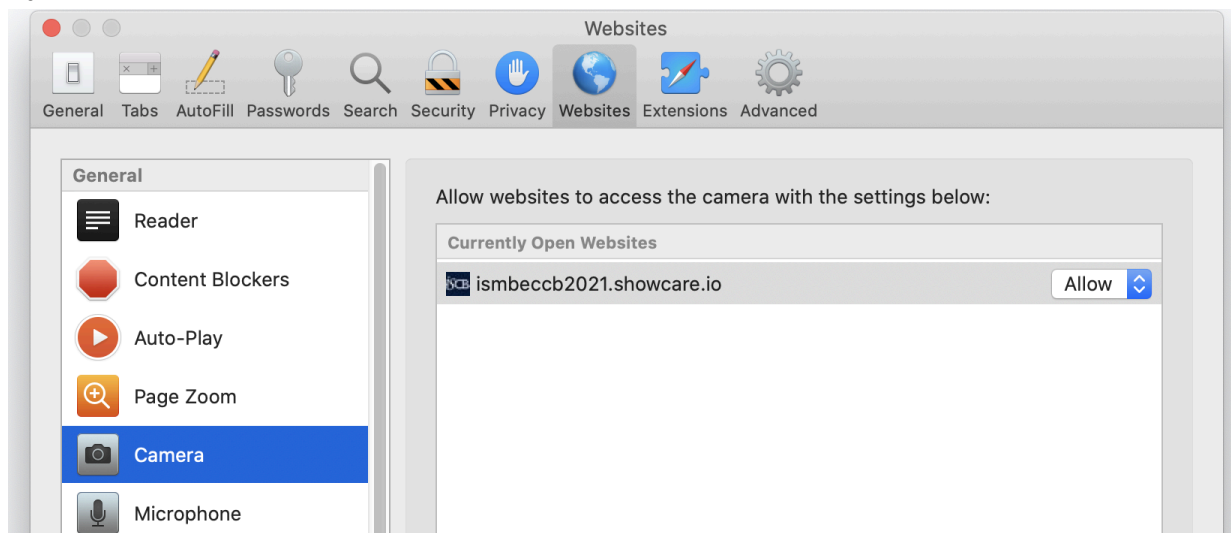
The red button with the phone icon is not the mute button; it disconnects you. (I hit it when I was trying to mute myself; I doubt I'll be the only one.)



Mic & camera not working in roundtable? You may need to fix Showcare permissions to access your microphone and camera:

Google Chrome: Go to Preferences, Privacy and Security, Site Settings, find ismbeccb2021.showcare.io and allow camera and microphone. This URL might work?
`chrome://settings/content/siteDetails?site=https%3A%2F%2Fismbeccb2021.showcare.io%2F`

Apple Safari: Goto preferences -> website -> camera & microphone (separately) -> should list showcase website (may show up as “deny” or “ask”, change to “allow”) -> leave roundtable and rejoin




Join us at the BOSC happy hours!

We'll meet in the [BOSC roundtable](#) at the end of the day (17:30-18:30 UTC) on Wednesday (the day before BOSC) and Thursday. On Friday, we'll meet from 16:45-17:45 in Zoom to include those who are participating in CoFest but not ISMB. We'll post the Zoom URL here and in Slack and in the BOSC roundtable.

Making connections with other participants

To indicate which COSIs and which areas of computational biology you're interested in, edit your profile and switch from the “Details” tab to the second one labeled “Location and interests” (see screenshot below). You can set your geographical location if you want, and check the checkboxes to indicate your “Fields of Interest” (including BOSC!). You may then need to scroll down to find the blue “Save changes” button.



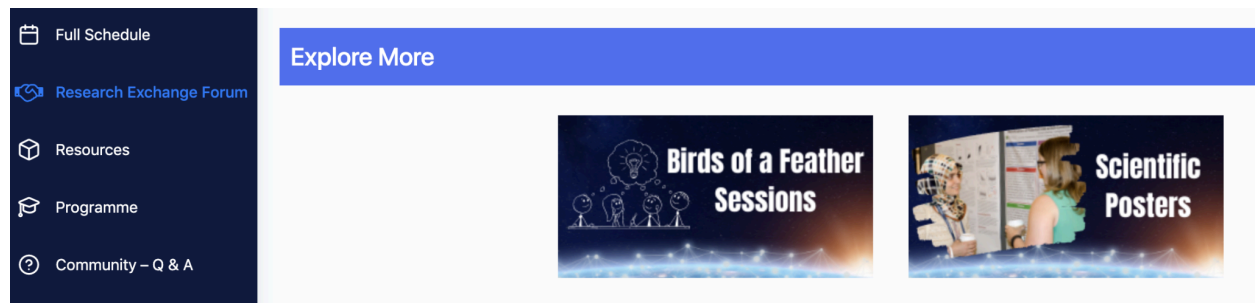
You can search for conference participants who share your interests by selecting the “Attendee connections” icon in the left side menu and using the Filter Results panel on the right:

The screenshot displays the ISMBECCB 2021 Attendee Connections interface. The top navigation bar includes the ISMBECCB 2021 logo, a "Home Lobby" link, and a user profile for Nomi Harris. The left sidebar contains various navigation icons, with "Attendee Connections" highlighted. The main content area shows a list of participants under the "Attendee Connections" tab. The list includes Nomi Harris (Delegate) and Ziji Zhang (Poster Presenter). The right sidebar contains a "FILTER RESULTS" panel with search fields for First Name, Last Name, State, Company/Affiliation/Institute, and Job Title. Below these fields are checkboxes for various categories: Computational Biophysics, Bio-Ontologies, BIOINFO-CORE, BOSC: Bioinformatics Open Source Conference (checked), BioVis: Biological Data Visualization, and CAMDA: Critical Assessment of Machine Data Analysis. A "Search" button is located at the bottom of the filter panel.

Note that in this search interface, diacritical marks (such as accents) matter! For example, searching for Hervé works, while searching for Herve finds nothing!

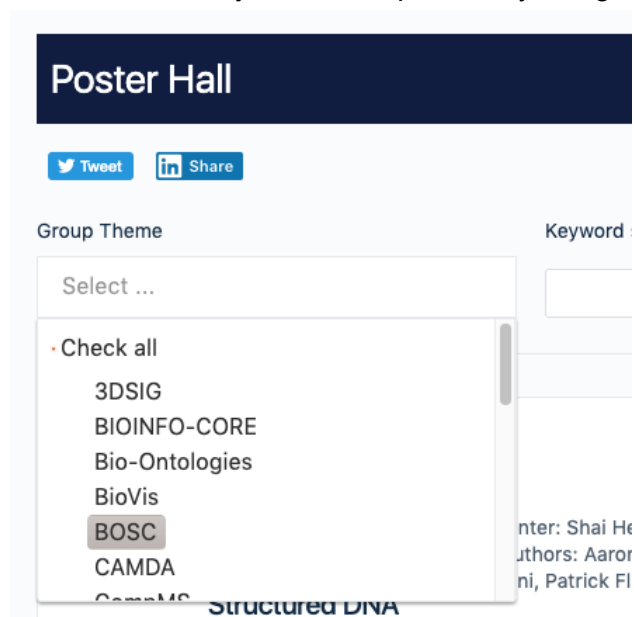
Posters

To view posters, go to the Research Exchange Forum and then scroll to the bottom where you will find a button labeled “Scientific Posters”:



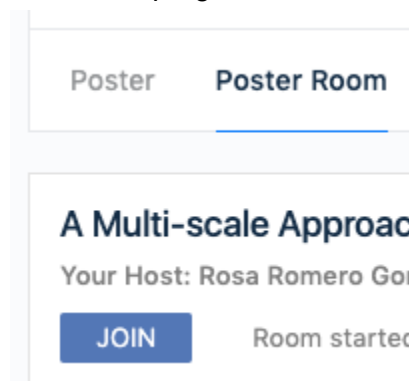
Here is the direct link: <https://ismbeccb2021.showcare.io/poster-hall/>

You can show only the BOSC posters by using the “Group Theme” menu.



Which posters are “live”?

Unfortunately, there’s no easy way to identify which poster presenters are online to chat with. Click on a poster that you’re interested in and then select the “Poster Room” tab. If there is a live chat in progress, there will be a JOIN button, like this:



Poster presenters were requested to be available during their assigned poster session, but with time zones, they may not all be able to be present. You can ask questions asynchronously at the very bottom of the poster page (below the abstract, poster and flash talk). Remember to 'follow' any poster you ask questions of so that you will be alerted when they reply. You can also contact a poster presenter to set up a time to chat with them (at a roundtable, for example).

How can I access a talk directly from the [Full Schedule](https://ismbeccb2021.showcare.io/full-schedule/)?

The Full Schedule, which is accessible at <https://ismbeccb2021.showcare.io/full-schedule/>, lists all the sessions and talks in YOUR LOCAL TIME ZONE.

Click on a talk or session title. The pop-out for the session will open; click on the underlined title at the top of the entry. This will take you to the session entrance page.

Miss a talk?

- Go to [Full Schedule](#) in the left-hand menu
- Use the back arrow to see a previous day's sessions
- Select a session and the session box will pop up
- Click on the underlined title
- You'll be able to watch the on-demand recording (once it's up)

Who else is in the room?

To see a list of attendees who are at the session that you are attending, click the ^ next to the number under the list of talk titles in the current session.

