


Medway Elementary School

Remote Learning Schedule - Week of May 11, 2020

	Monday	Tuesday	Wednesday	Thursday	Friday
Morning Meeting	Morning Meeting will be held each day from 9-9:20am. Classroom Teachers will host morning meeting 4 days a week and a guest specialist will host one morning a week. Classroom teachers will meet with small groups of students each day during one of the following times : 9:30-10 , 10:10-10:40 .				
ELA 	Learning Target: I can have an opinion about a book and share my opinion with others.	Learning Target: I can have an opinion about a book and share my opinion with others, making sure to introduce the book and the main character.	Learning Target: I can have an opinion about a book and share my opinion with others, making sure to introduce the book and the main character and retell the important things that happen.	Learning Target: I can recommend a book I love to others.	Independent Learning (See below)
	Must Do: <ul style="list-style-type: none"> Pick a just right book from this Epic Character Collection or be sure to pick a just right character book from home. Read. As you read, think: Do I like this book? Would I recommend this book to a friend? Why or Why not? If you like a book, you can recommend it to someone. A recommendation is a way to share your opinion of the book. Tell someone at home what 	Must Do: <ul style="list-style-type: none"> Pick a just right book from this Epic Character Collection or be sure to pick a just right character book from home. Read. As you read, think: Do I like it? Would I recommend this book to a friend? Why or Why not? Tell someone at home about your book. Name the book. Then tell why you would 	Must Do: <ul style="list-style-type: none"> Pick a just right book from this Epic Character Collection or be sure to pick a just right character book from home. Read. As you read, think: What's my opinion of this book? Do I like it? Would I recommend this book to a friend? Why or Why not? Tell someone at home about your book. Name the book. Then 	Must Do: <div style="border: 2px solid blue; padding: 10px; margin: 10px;"> <p style="text-align: center;">Recommend Books You Love</p> <ol style="list-style-type: none"> 1. Introduce the book and the main character. 2. Retell the BIG things that happen. (Don't give away the ending!) 3. Pass along the lesson. <p style="text-align: center;"><i>Be kind</i></p> </div>	Must Do: **Please complete the last lesson for the week. Your child needs to engage in an ELA "must do" activity on the days that he/she is not in a small group. For example: <ul style="list-style-type: none"> Your child meets with the classroom teacher one time a week for a small group. Then your child would complete the ELA must do's the other four days of the

Submit:

	<p>your opinion is and why.</p> <ul style="list-style-type: none"> Make sure you read for 20 minutes today. <p>For example, here is what I could tell someone at home:</p> <p>You should read "Ish". It is about a boy who loves to draw and I love to draw.</p>	<p>recommend the book.</p> <ul style="list-style-type: none"> Name who the main characters are and where the story takes place. Make sure you read for 20 minutes today. <p>For example, here is what I could tell someone at home:</p> <p>You should read "Ish". It is a story about a boy named Ramon who loves to draw .He drew all the time and in all different places.</p>	<p>tell why you would recommend the book.</p> <ul style="list-style-type: none"> Name who the main characters are and where the story takes place. Retell the important parts <i>but don't give away the ending!</i> Make sure you read today for 20 minutes. <p>For example, here is what I could tell someone at home:</p> <p>You should read "Ish". It is a story about a boy named Ramon who loves to draw. He loves to draw. .He drew all the time and in all different places. Until one day, his brother, Leon, laughed at his drawings. Ramon didn't want to draw anymore until his sister helped him to see his drawings in a new way. Read to find out what happens.</p>	<p>Today you will record a book recommendation on Seesaw.</p> <p>Listen to this example:A Book Recommendation for "Ish"</p> <ul style="list-style-type: none"> Pick a book that you love (make sure it's one that you have already read). Make sure your recommendation includes: <p>*The book title *Your opinion of the book *The main character *A retelling of the important things that happened (but don't give away the ending)</p> <p>Before you submit your recording:</p> <ul style="list-style-type: none"> Check that you can hear it clearly. Check that you have included all of the things in the bullets above. 	<p>week.</p>
	<p>Can Do:</p> <p>Complete the next iReady reading assignment</p>	<p>Can Do:</p> <p>Complete the next iReady reading assignment</p>	<p>Can Do:</p> <p>Complete the next iReady reading assignment</p>	<p>Can Do:</p> <p>Complete the next iReady reading assignment</p>	<p>Can Do:</p> <p>Complete the next iReady reading assignment</p>

Break – Grab a snack, get some fresh air and check in with your adults

Math



Learning Target:

I can notice where the short hour hand and the long minute hands are on a clock face. I can draw the short hour hand to show the time to the hour.

Must Do:

Assigned Lesson on Seesaw in the Activities

Please read the [Lesson 23 Family Letter](#) together and complete the activity. There is a clock you can use to practice with during the sessions.

[Sample Clock](#) you could also use to practice with during the sessions.

Please complete the Lesson 23 Session 2 [Student Workbook GREEN pages 523-524](#).

Can Do:

“My Path” on iReady

Learning Target:

I can notice where the short hour hand is when the time is not “on the hour.”

Must Do:

Assigned Lesson on Seesaw in the Activities

Please complete the Lesson 23 Session 3 [Student Workbook GREEN pages 529-530](#).

Submit:

Please submit the Green pages 529-530 on Seesaw

Can Do:

“My Path” on iReady

Learning Target:

I can tell time to the half-hour on analog and digital clocks.

Must Do:

Assigned Lesson on Seesaw in the Activities

Please complete the Lesson 23 Session 4 [Student Workbook GREEN pages 533-534](#).

Can Do:

“My Path” on iReady

Learning Target:

I can practice telling time to the hour and half-hour by drawing hands and writing numbers on analog and digital clocks.

Must Do:

Assigned Lesson on Seesaw in the Activities

Please complete the Lesson 23 [Fluency & Skills Practice Telling Time](#).

Can Do:

[Telling Time Games](#)

“My Path” on iReady

Independent Learning

(See Below)

Must Do:

**Please complete the “Must Do” the day you were in a small group with your teacher.

**Please note that if there is a day that you are unable to complete an activity, it is fine to complete it on a day that is more convenient for you. We understand and whatever works best with your schedule.*

Can Do:

[Lesson 23 Center Activity](#)
[Lesson 23 Enrichment](#)

“My Path” on iReady

Break

Science



Science



Writing

Science

Writing

Science

 <p>Writing</p>	 <p>Learning Target: I will identify tops and bottoms of a plant.</p> <p>Must Do: Parts of a Plant</p> <p>(In the slideshow, press PRESENT)</p>	<p>Learning Target: I can draft a realistic fiction story with interesting events and a problem.</p> <p>Must Do: Watch Realistic Fiction Drafting Video</p> <p>Continue your story including interesting events for your reader. You also need to create a realistic problem that your character will have. Use these question words to help you make your events more interesting.</p>	<p>Learning Target: I will answer the question “Can plants survive if they don’t have roots?”</p> <p>Must Do: Stem Experiment</p> <p>(In the slideshow, press PRESENT)</p>	<p>Learning Target: I can write an ending to a realistic fiction story that includes a detailed solution and closing.</p> <p>Must Do: Watch Writing an Ending Video</p> <p>Write an ending that includes a detailed solution and closing. Make it more interesting by using a lesson learned, making your reader laugh or including thoughts and feelings. You can use these ending sentence starters to help.</p> <p>Submit: Today you will record the realistic fiction story you wrote on Seesaw. Try to use what you know from Reading Workshop to read your story like a reading star and bring your character to life.</p>	<p>Learning Target: I will learn about a plant’s movement.</p> <p>Must Do: What do sunflowers do when you are not looking?</p> <p>(In the slideshow, press PRESENT)</p>
	<p>Can Do: Make a list of 10 vegetables or take them out of your refrigerator. Sort them into one of three categories: TOPS MIDDLE BOTTOMS</p>	<p>Can Do: Share your draft story on Seesaw.</p>	<p>Can Do: How Do Plants Breathe Experiment</p> <p>(In the slideshow, press PRESENT)</p>	<p>Can Do: Write another realistic fiction story with your character. You could even create a new character!</p>	<p>Can Do: Sprout House Experiment</p> <p>(In the slideshow, press PRESENT)</p>

Special Subject	Music First Grade Video Listening Video If you'd like me to see your work post on Padlet! Follow @mscronanmusic on Instagram for more!	Art Nature Art: Artist Andy Goldsworthy uses objects found in nature to create art.  Make your own art from nature and upload it to the Art Padlet  Watch the video below for directions, happy creating! Nature Art Video	Library Click here for today's library read aloud! Then, click here to learn how to draw Felipe the cactus with Ms. Selwyn! You'll need paper and your favorite art supplies (crayons, markers, pencils, etc.). If you want, post your version of Felipe on the Library Padlet!	Health It's Food Allergy Awareness week! Click here to watch today's lesson and get directions for your "Be a Friend" activity. If you want to share your work with me, post it to the health Padlet! Love, Mrs. Keleher	PE This week we are working on kicking! Watch this video that challenges you with a game of "soccer golf" and also with some dribbling challenges. If you would like me to see your work, post it on my Padlet! Follow @MrShoenfelt on Twitter for more challenges/updates/reminders!

Lunch and Outside Time

Choice Board	Pick at least one activity to participate in this afternoon	Pick at least one activity to participate in this afternoon	Pick at least one activity to participate in this afternoon	Pick at least one activity to participate in this afternoon	Pick at least one activity to participate in this afternoon
Live Popin Lessons this week	MUSIC: T,W: 1:20 R: 2:00	ART: M: 1:20 T: 2:00 F: 3:00	LIBRARY	HEALTH Monday, 2:00-2:20 Yoga & Mindfulness	PE M, W, F - 2:30-2:50