

**Team Names:**

**7th Grade Student Work Sample**

**Project Description**

In partner groups or individually, students will create a digital book on a specific topic using three of the different non-fiction text structures we have studied in class. Each page of the e-book will demonstrate mastery of a non-fiction text structure. Students will display their finished e-books on their websites!

**Possible historical topics:**

Renaissance  
Age of Exploration  
Imperialism  
Industrial Revolution  
WW1

**Other topics:**

Genetics  
Cells  
Geography  
Economics  
Government  
Culture (in general or a specific country)

\*If you want to do your e-book on a different topic, just ask Mrs. D for approval!

**The Research Process**

**Finding Sources**

**My Topic:** The Outback

Find 3 reliable websites and copy and paste the URL below:

1. <http://www.outback-australia-travel-secrets.com/australian-desert-animals.html>
2. <http://www.australia.com/en/articles/outback.html>
3. <http://www.outback-australia-travel-secrets.com/outback-climate.html>

Why did you pick these websites? How do you know they are reliable?

I chose these websites because they seemed reliable. They have good text and pictures. The websites have to do with Australia and have good information. They have good information about the animals of Australia. They also tell a lot about the environment and climate.

## Research Notes

\*See **example** for help

Research Questions/ Topic	Information→ Quote, Paraphrase or Summarize	Location (paragraph, page, book/website)
Example: Causes of the Industrial Revolution	<p><i>"It started with the mechanisation of the textile industries, the development of iron-making techniques and the increased use of refined coal.<sup>[4]</sup> Trade expansion was enabled by the introduction of canals, improved roads and railways."</i></p> <p><i>My words: Technology, especially new methods of ironmaking, enabled more railroads and machines to be built.</i></p>	<p><a href="http://www.princeton.edu/~achaney/tmve/wiki100k/docs/Industrial_Revolution.html">http://www.princeton.edu/~achaney/tmve/wiki100k/docs/Industrial_Revolution.html</a></p> <p>3rd paragraph</p>
Animals of The Outback	There are a lot of animals in The Outback. They have different characteristics and features that help them live with the climate.	<a href="http://www.outback-australia-travel-secrets.com/australian-desert-animals.html">http://www.outback-australia-travel-secrets.com/australian-desert-animals.html</a>
Weather Climate	"Most people think of <b>arid regions</b> (deserts) when they think about the Australian Outback and the best time to visit. Arid or semi-arid means an area receives <b>less than 500 mm rainfall a year</b> . The arid zone makes up 70% of the Australian continent." But that's not the only climate The Outback has!	<a href="http://www.australia.com/en/articles/outback.html">http://www.australia.com/en/articles/outback.html</a>
More Locations/Touring Sites in The Outback	Some locations include: Flinders Ranges, South Australia Longreach, Queensland Broken Hill, New South Wales Glen Helen Gorge, Northern Territory Kununurra, Western Australia. These locations are a big part of The Outback because they are the main locations. Visitors and tourists of the area usually visit these locations.	<a href="http://www.australia.com/en/articles/outback.html">http://www.australia.com/en/articles/outback.html</a>
Edible Food	"Australia is home to 7,500 native plants. A few of the edible kinds are the baobab trees, Bush tomato plant fruit, and Bloodroot.	<a href="https://www.trails.com/list_74_21_edible-native-plants-western-australia.html">https://www.trails.com/list_74_21_edible-native-plants-western-australia.html</a>
How to survive before heading to The Outback	"#1 Take a lot of water with you!, #2 Tell someone where you are going, #3 Know the vehicle (What it can and can't do), #4 take a satellite phone, #5 Stay with the vehicle, #6 Preserve the water.	<a href="http://www.outback-australia-travel-secrets.com/australian-outback-survival.html">http://www.outback-australia-travel-secrets.com/australian-outback-survival.html</a> a bit from everywhere.

**My Paragraphs--You must write at least 3 paragraphs in 3 different text structures. If you add in an extra it will give you extra credit!**

### **Paragraph 1**

**Text Structure: Compare and Contrast**

**My Writing:**

**We live in Asheville,NC. And Australia is extremely different from here. But just how different? To start, the time zone is one of the biggest differences. It is a 16 hr difference from The Outback to the USA. In the USA, the seasons go from Spring to Summer and from Fall to Winter. But in the Outback the seasons go: Fall, Winter, Spring to Summer. It is very interesting how the seasons change depending on the location!**

### **Paragraph 2**

**Text Structure: Cause/Effect**

**My Writing:**

**Because of the scorching hot climate of The Outback, it is important for animals to adapt to this climate. Usually, the weather is about 98.6 degrees fahrenheit! So as you can imagine, it's hard to live every day being in this hot weather. But these animals can do it! It is also very dry and thus it is difficult to find rivers and water. Ex. *Cause: Hot Weather. Effect:Animals Need To Adapt And Survive.***

### **Paragraph 3**



**Text Structure: Description**

**My Writing:**

**Do camels live in the Outback? Yes they do... I know surprising, huh? Most people don't know that camels survive and now thrive in the outback. The Arabian Dromedary Camel is a one humped camel. The one hump stores 80 pounds of fat to be made into water and energy! As everyone knows a camel is a mammal and is a herbivore... What people don't know is that without water a camel can travel 100 miles across the scorching sand on their padded feet! Not to mention that the padding on their feet keeps them from falling in the sand which we would.. With their doubled eyelashes help them keep sand out of their eyes.**

Though, with their heavy coats of fur they don't sweat. But when they get a refill of water they drink water like a sponge of 30 gallons of water.

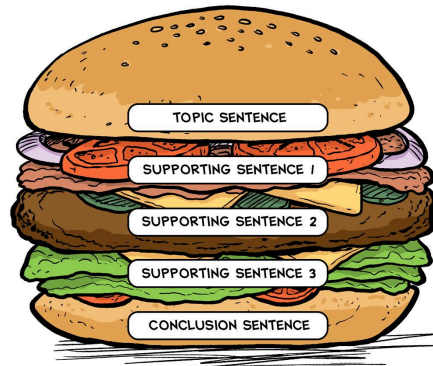
### After Researching--Creating the E-book

1. Go to Google Drive--click on the  and then click on the More button
2. Look for  Lucidpress and click it open
3. Click on your name/email address and Lucidpress will open
4. Click on Photo books and pick a style (**do not select any of the premium templates**)
5. Once it opens, click file and Rename
6. Be sure to save your work and you will see your photo book appear in Google Drive
7. Add in your writing and paragraphs
8. Be sure to save your work as you go (the Save button is under File)!!

### Rubric

#### \*Hamburger Paragraph Structure<sup>1</sup>:

The Hamburger Paragraph



For more free printables, please visit [www.timvandevall.com](http://www.timvandevall.com)  
Created by Tim van de Vall | Copyright © 2013 Dutch Renaissance Press LLC.

Categories	Below Average	Average	Above Average
Title Page	Student's title page is incomplete.	Student created a title and put his/her name on the	Student created a unique title and has a creative

<sup>1</sup> <<http://timvandevall.com/wp-content/uploads/2013/10/Hamburger-Graphic-Organizer-01.jpg>>

		front page.	picture. The author's (student's) name is on the page.
Description	Student creates a paragraph, but it lacks proper hamburger paragraph structure OR does not convey the description structure.	Student uses a hamburger paragraph structure to write a paragraph on his/her topic using the description structure. *With minor errors	Student uses a hamburger paragraph structure to write a well-written paragraph on his/her topic using the description structure.
Cause & Effect	Student creates a paragraph, but it lacks proper hamburger paragraph structure OR does not convey the cause & effect structure.	Student uses a hamburger paragraph structure to write a paragraph on his/her topic using the cause & effect structure. *With minor errors	Student uses a hamburger paragraph structure to write a well-written paragraph on his/her topic using the cause & effect structure.
Problem & Solution	Student creates a paragraph, but it lacks proper hamburger paragraph structure OR does not convey the problem & solution structure.	Student uses a hamburger paragraph structure to write a paragraph on his/her topic using the problem & solution structure. *With minor errors	Student uses a hamburger paragraph structure to write a well-written paragraph on his/her topic using the problem & solution structure.
Chronological OR Sequence	Student creates a paragraph, but it lacks proper hamburger paragraph structure OR does not convey the chronological/sequence structure.	Student uses a hamburger paragraph structure to write a paragraph on his/her topic using the chronological/sequence structure.  *With minor errors	Student uses a hamburger paragraph structure to write a well-written paragraph on his/her topic using the chronological/sequence structure.
Compare & Contrast	Student creates a paragraph, but it lacks proper hamburger paragraph structure OR does not convey the compare & contrast structure.	Student uses a hamburger paragraph structure to write a paragraph on his/her topic using the compare & contrast structure. *With minor errors	Student uses a hamburger paragraph structure to write a well-written paragraph on his/her topic using the compare & contrast structure.
Research & Overall Quality	Student does not use 3 credible sources or incorrectly uses research.  Student does not give credit to sources for researched information.	Student used 3 credible sources to research the topic and uses research in paragraphs.  Student created a bibliography page to give credit to sources and attempts to cite any	Student used 3 credible sources to research the topic and uses research accurately.  Student created a bibliography page to give credit to sources and properly cites any quotes

		quotes within the e-book.  Student completes all work requirements.	within the e-book.  Student's work shows careful planning, researched writing and creativity.
--	--	---	---