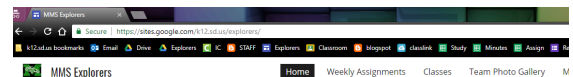




# How to log in to Google Classroom at home

1. Go to the Explorer Website  
[sites.google.com/k12.sd.us/explorers](https://sites.google.com/k12.sd.us/explorers)



## MMS EXPLORERS

Welcome to the official website of the Memorial Middle School 6th Grade Explorers!

2. Find Helpful Links
3. Choose "Google Classroom"



### HELPFUL LINKS:

- [Classlink](#)
- [Fuel Up to Play 60](#)
- [School Email](#)
- [Google Classroom](#)
- [MMS Blogspot](#)
- [Infinite Campus](#)
- [Library Portal](#)
- [Library Catalog](#)
- [Library Weebly](#)
- [Remind Sign Up Instructions](#)
- [School Supply List](#)

4. Click the blue "Go to Classroom" button

## Manage teaching and learning with Classroom

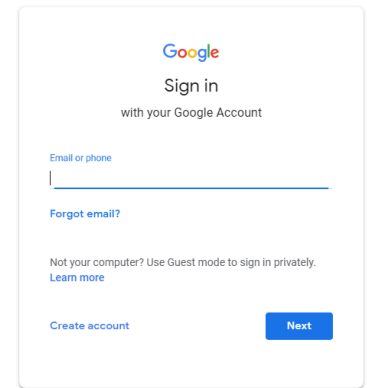
Classroom helps students and teachers organize assignments, boost collaboration, and foster better communication.

[Go to Classroom](#)

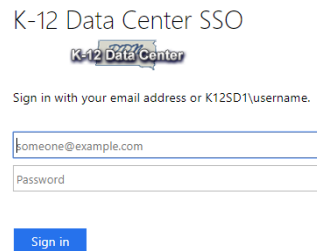
Having trouble signing into Classroom? [Get tips and help here.](#)

5. Enter your k12 email -- If you forgot your email it is on page 2 of your assignment notebook. You need to enter the whole thing.

6. Click Next

A screenshot of the Google sign-in page. At the top is the Google logo. Below it, the text "Sign in with your Google Account" is centered. There is a text input field labeled "Email or phone" with a blue underline. Below that is a link "Forgot email?". Further down, there is a line of text: "Not your computer? Use Guest mode to sign in privately. [Learn more](#)". At the bottom, there are two buttons: "Create account" on the left and "Next" on the right.

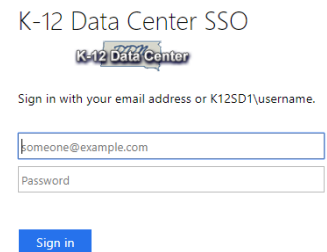
7. This screen will appear. It is COMPLETELY normal.

A screenshot of the K-12 Data Center SSO sign-in page. The title "K-12 Data Center SSO" is at the top. Below it is a small logo that says "K-12 Data Center". The text "Sign in with your email address or K12SD1\username." is centered. There are two text input fields: the first one contains "someone@example.com" and the second one is labeled "Password". At the bottom, there is a blue button labeled "Sign in".

8. Enter your FULL email and your password

a. The password is your CHROMEBOOK PASSWORD.

1. Upper case first initial
2. Lower case last initial
3. Lunch number
4. 4 digit birth year

A screenshot of the K-12 Data Center SSO sign-in page, identical to the one in step 7. It shows the title, logo, sign-in instructions, email and password input fields, and the "Sign in" button.

9. Click the blue sign in button



10. TA-DA!!! You have made it! Pick the class you need to work on and get working.

