

**AUCC Finance Report**  
**Spring 2023 (as of 4/14/23)**

**Overall**

Amount AUCC had to allocate: \$112,500.00

Total Amount Allocated: \$140,566.29

Approx. Percent Allocated (available to allocate/allocated): 124.95%

Total Amount Requested\*: \$324,668.76

Total Unique Amount Requested\*\*: \$275,135.39

Total Unique Requests\*\*: 334

Total Requests Approved: 176

Weekly Average Allocated: \$11,713.86

Monthly Average Allocated: \$35,141.57

\*figure includes all requests, including resubmissions from prior weeks

\*\*figure includes only new requests and appeals, not resubmissions from prior weeks

## Allocation Specific

### Requests by Clubs

Total # of Active Clubs: 170

Total # of Clubs that Requested: 88

Total # of Clubs with Approved Request(s): 74

<b>Club</b>	<b>Total Amount Allocated</b>	<b>Number of Requests Approved</b>
Latinos En Acción (LEA)	\$13,468.59	3
AU in Motion	\$11,796.31	3
South Asian Student Association	\$10,318.33	2
American Bhangra Crew	\$9,981.31	4
Asian American Student Union	\$7,649.60	6
Black Girls Vote: AU	\$7,538.81	1
Caribbean Circle	\$6,271.95	1
Muslim Student Association	\$5,681.63	10
Muslim Professionals Association	\$4,031.51	3
Hindu Students Association	\$3,938.10	4
On A Sensual Note	\$3,080.43	4
American University League of United Latin American Citizens (AU LULAC)	\$3,020.88	7
Black Student Union	\$3,016.14	4
AU Outdoors	\$2,653.53	4
Korean Student Association	\$2,589.73	5
Students for Justice in Palestine	\$2,579.17	5
First-Generation Student Union (FGSU)	\$2,555.54	6
Brazilian Student Association at American University (BRASA AU)	\$2,494.07	1
American University International Relations Society	\$2,381.00	1
African Students' Organization	\$2,195.44	2
Puerto Rican Student Organization	\$2,163.63	2
EagleTHON at American University	\$2,059.75	1

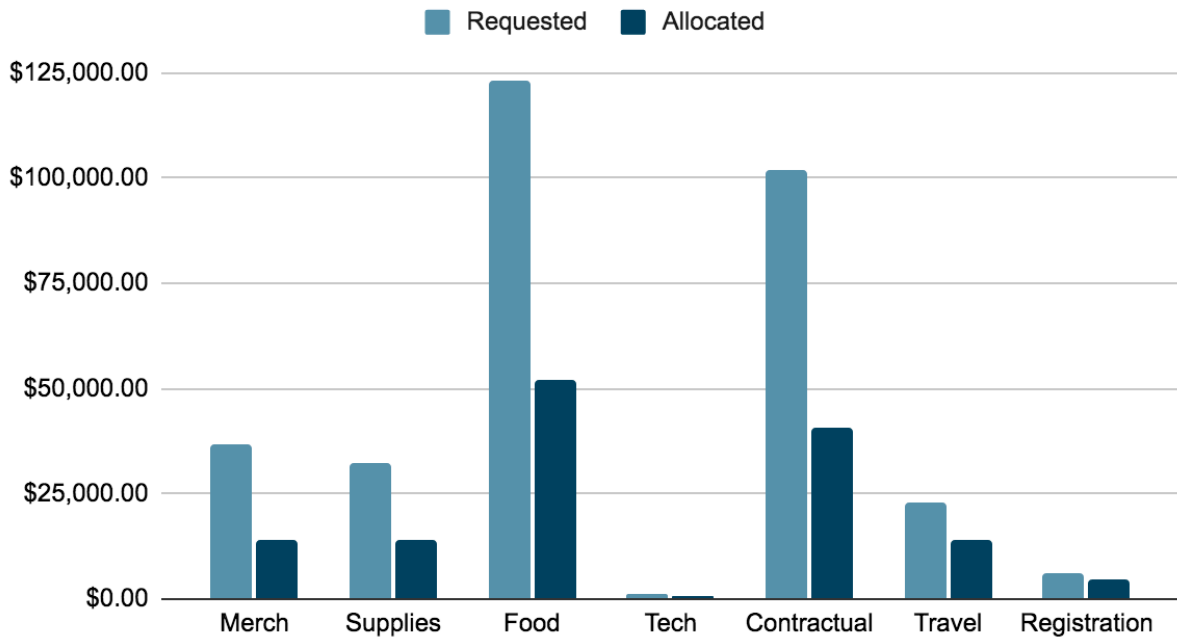
BROTHER BROTHER AU	\$1,931.99	2
Ethiopian and Eritrean Student Association	\$1,920.30	2
American University Beekeeping Society	\$1,539.09	3
National Association for the Advancement of Colored People American University Chapter	\$1,498.30	4
AU Debate Society	\$1,471.50	3
AU Gamers	\$1,346.12	2
Crochet Club	\$1,322.00	2
The Alexander Hamilton Society	\$1,294.80	1
Public Health Association at AU	\$1,260.75	4
Students for Service	\$979.33	3
AU Catholic	\$932.85	4
Undergraduate Women in Business	\$915.98	3
The Pericles Institute at American University	\$911.12	2
Revolution: The AU Fashion Society	\$872.47	3
Les Coeurs D'Afrique (AU African Dance Team)	\$672.48	2
Sister Sister	\$664.31	4
SEANET	\$643.49	2
Roosevelt Network at American University	\$549.40	3
Women in Audio	\$497.11	1
AU Agni Dance Team	\$483.82	2
Black Arts Collective	\$466.11	3
Audio Engineering Society	\$440.00	1
Project Pengyou	\$438.67	3
Arabic Club	\$426.00	1
Vietnamese Student Association at AU	\$378.80	1
Multicultural Student Union	\$347.96	1
AU Design Club	\$341.18	1
AU College Democrats	\$341.02	3
Mexican Club at American University	\$334.93	1
Turkic Cultural Club of AU	\$309.86	1
The Community Garden at American University	\$286.76	3

Adoptee Alliance	\$283.13	2
Student Association for Slavic Studies	\$272.50	1
Leading Women of Tomorrow AU	\$267.00	1
Treble in Paradise	\$254.58	1
The Consulting Club at AU	\$252.00	1
Pitches Be Trippin' A Cappella	\$237.39	2
ZARON: Student Research Institute on the Asia-Pacific	\$181.86	1
American University PRIDE	\$174.40	2
Women in Science	\$168.94	1
American Civil Liberties Union of the District of Columbia at American University	\$150.00	1
Art Club at American University	\$137.57	1
Sunrise Movement at AU	\$132.00	1
AU Rude Mechanicals	\$130.85	2
Students for a Just Society	\$128.66	1
The Women's Network	\$95.10	1
Creative Writing Club	\$113.98	2
BRAIN (Bringing Research And Interest in Neuroscience) at American University	\$101.37	1
American University Hawai'i Club	\$77.95	1
Dime a Dozen	\$62.53	1
AU Improv	\$48.53	1
Patch Notes	\$12.00	1

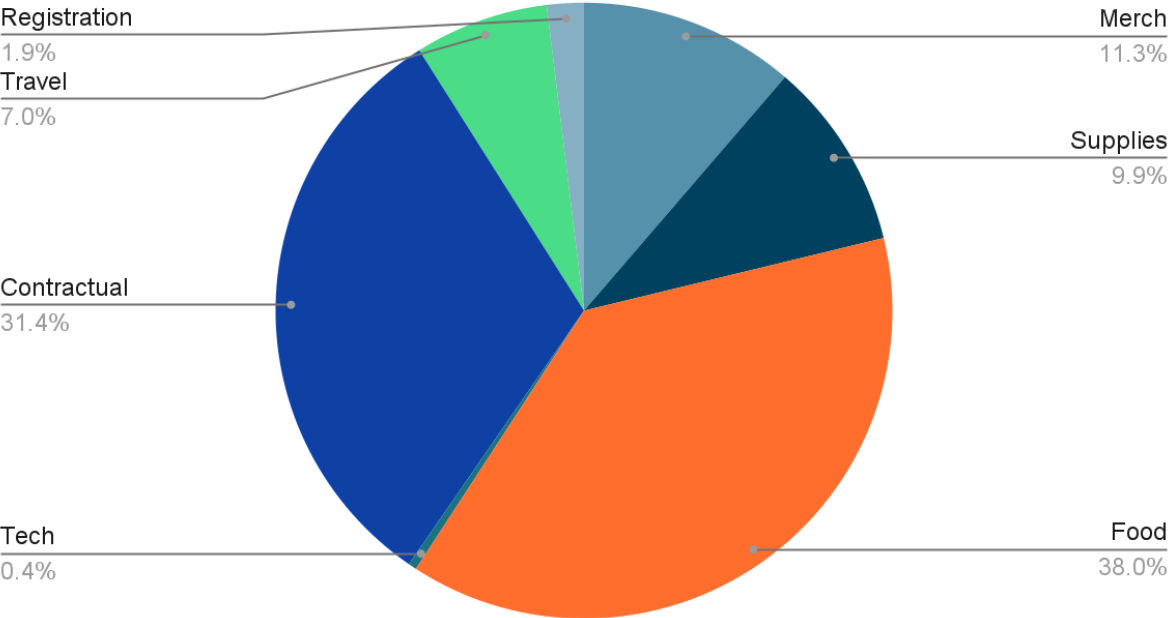
Funds by Category

Category	Amount Requested*	Amount Allocated	% Approved
Merch	\$36,683.20	\$14,272.79	38.91%
Supplies	\$32,171.27	\$14,249.99	44.29%
Food	\$123,256.48	\$52,087.99	42.26%
Tech	\$1,409.77	\$636.00	45.11%
Contractual	\$102,032.51	\$40,637.06	39.83%
Travel	\$22,830.02	\$13,927.46	61.01%
Registration	\$6,285.51	\$4,755.00	75.65%
<b>TOTAL</b>	<b>\$324,668.76</b>	<b>\$140,566.29</b>	<b>43.30%</b>

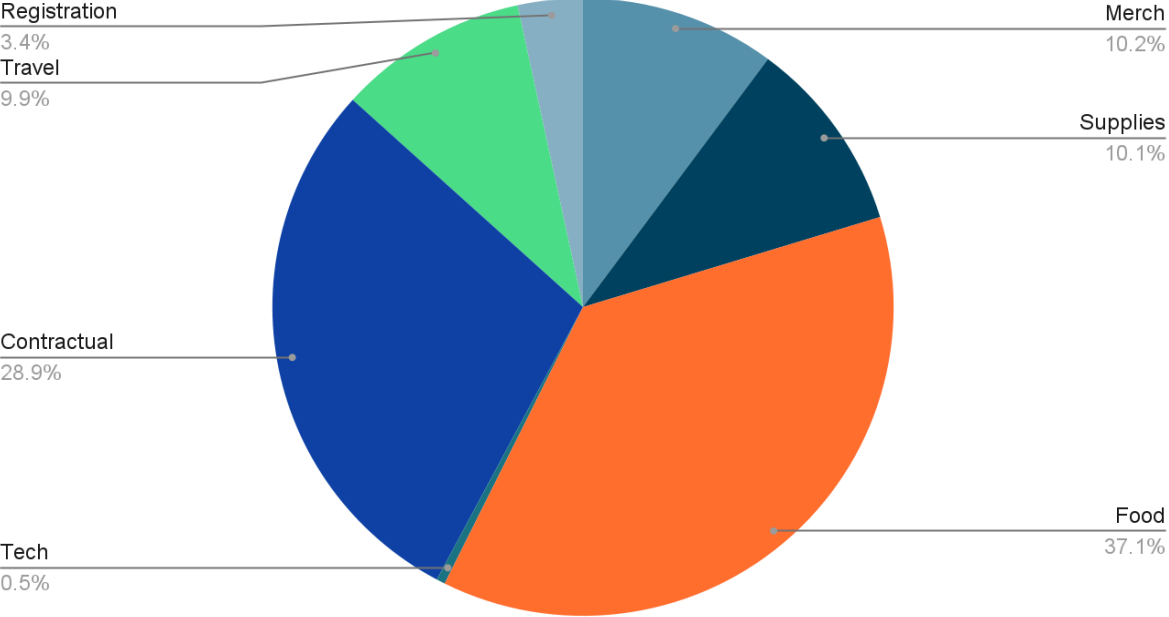
Budget Requests by Category



### Requests by Category



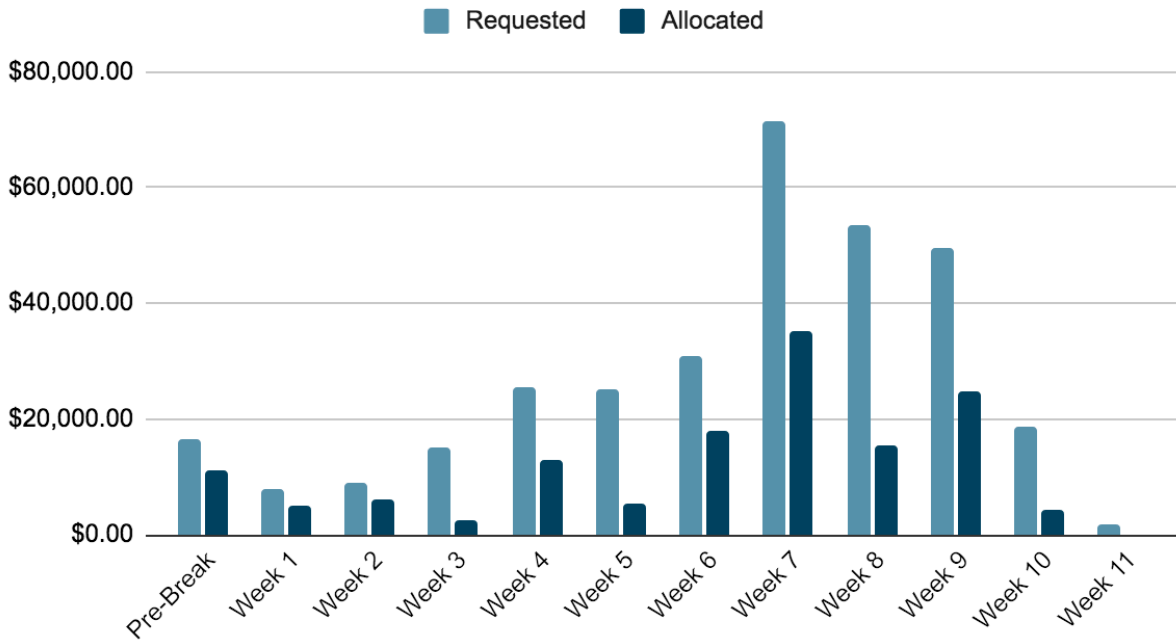
### Allocations by Category



Funds by Week

Week #	Requested*	Allocated
Pre-Break	\$16,539.42	\$11,174.23
Week 1	\$7,942.60	\$5,050.93
Week 2	\$8,932.04	\$6,087.50
Week 3	\$15,026.53	\$2,543.82
Week 4	\$25,488.99	\$12,926.05
Week 5	\$25,017.22	\$5,251.70
Week 6	\$30,781.26	\$17,907.30
Week 7	\$71,458.80	\$35,065.66
Week 8	\$53,344.99	\$15,508.14
Week 9	\$49,653.51	\$24,735.46
Week 10	\$18,846.62	\$4,315.50
Week 11	\$1,636.78	\$0.00

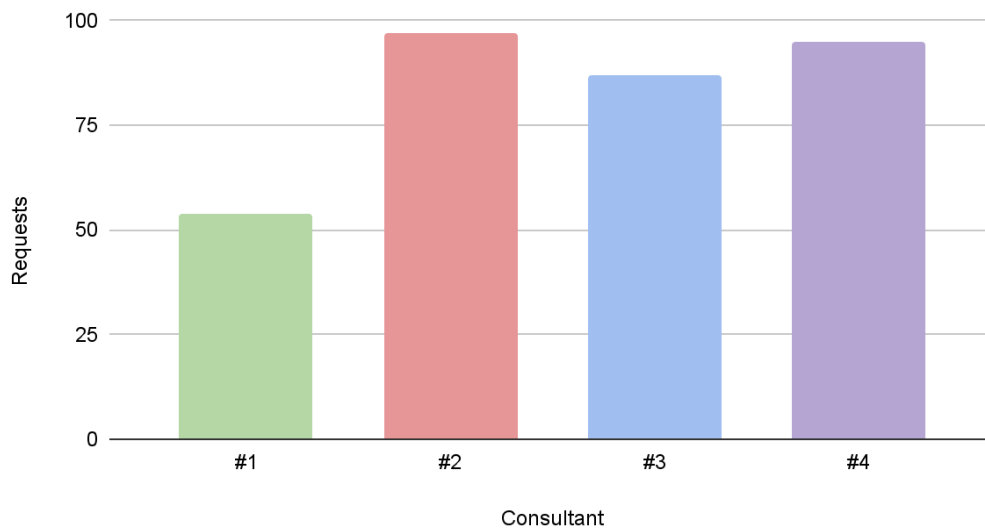
Budget Requests by Week



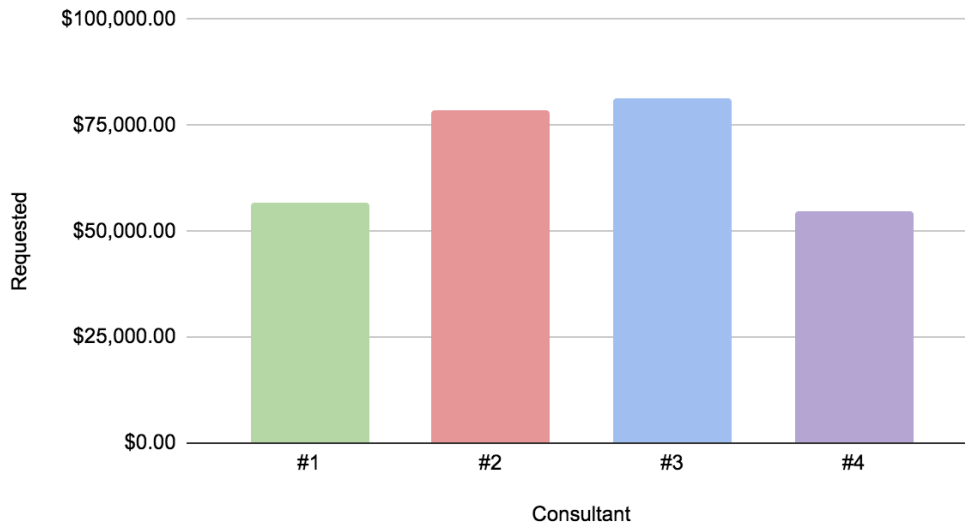
### Funds by Club Consultant

Consultant	# of Clubs Overseen	# of Clubs Requested	Unique Requests	Requested**
#1	41	17	54	\$56,641.84
#2	43	25	97	\$78,495.45
#3	43	26	87	\$81,564.37
#4	43	20	95	\$54,529.61

### # of Requests by Consultant



### Amount Requested by Consultant





### AUCC Decisions

Approx. Percentage of Full Approvals: 34.73%

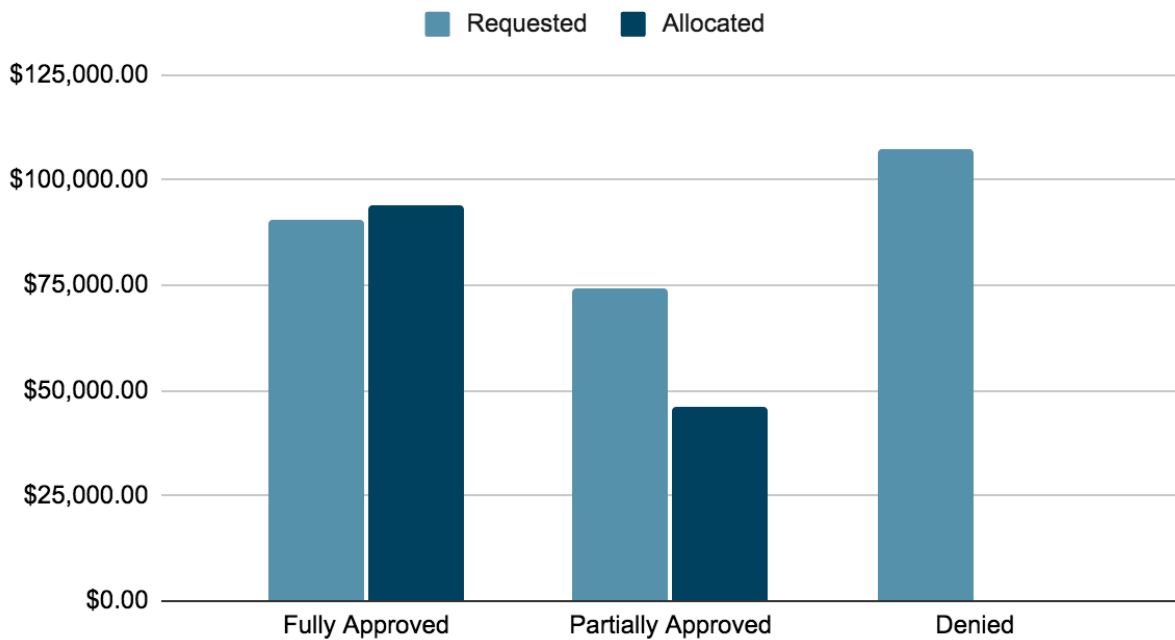
Approx. Percentage of Partial Approvals: 17.07%

Approx. Percentage of Denials/No Funding Provided: 48.20%

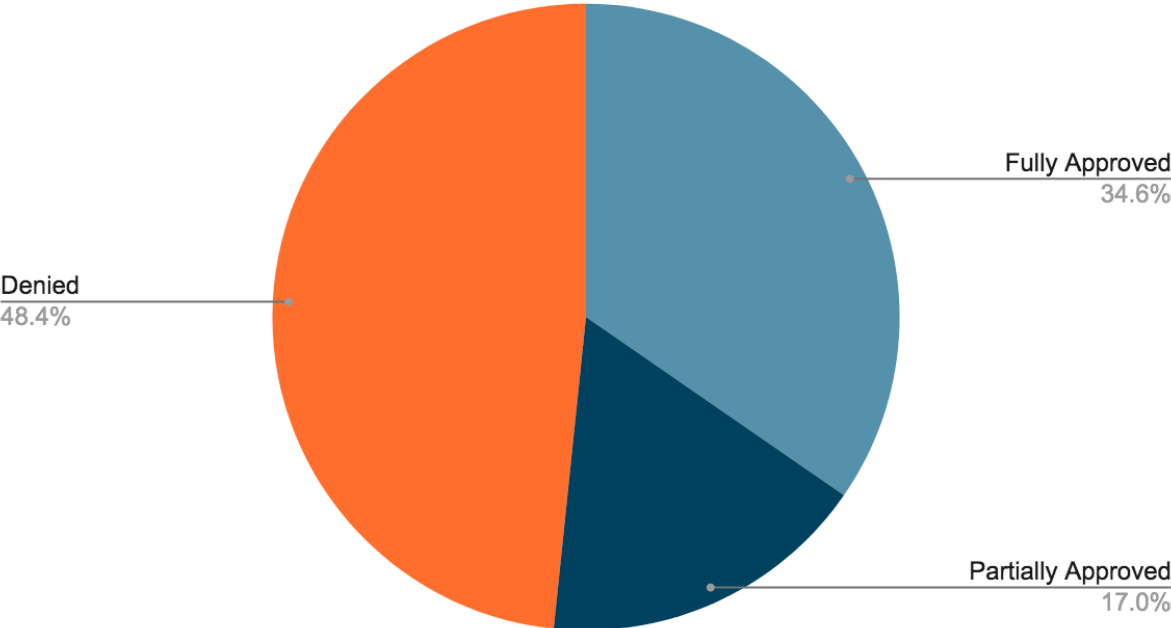
Largest Reasons for Denied Funding: Out of timeline, failure to submit a complete request, no response to return

<b>Decision Type</b>	<b># of Requests**</b>	<b>Requested</b>	<b>Allocated</b>
Fully Approved	116	\$90,476.49	\$94,187.76
Partially Approved	57	\$74,207.53	\$46,378.53
Denied	162	\$109,619.52	\$0.00

### Decisions by Amounts Requested and Allocated



Decisions (by # of Unique Requests)



Decisions (by Amount Requested)

