

CITY GOVERNMENT OF CALAMBA
CITY COLLEGE OF
Dalubhasaan ng Lungsod ng Calamba
CALAMBA
Accredited
Global Citizenship Education - Regional Hub

4th CCC ICEBITSS

TITLE OF THE RESEARCH PAPER

First Name and Middle Name Initials Surname (e.g. M.H. Lanuza)¹, (if multiple authors)²

¹Affiliation (Department, Institution, Address) (e.g. Department of Teacher Education, City College of Calamba, Laguna, Philippines)

**mhlanuza@ccc.edu.ph (lead author email only)*

Abstract

The Abstract should contain the topic introduction, chief purpose/aim, method (design, techniques, and data analysis), salient findings, results, conclusion, and contribution to the body of knowledge. It should be 200 to 250 words only. The Abstract should contain the topic introduction, chief purpose/aim, method (design, techniques, and data analysis), salient findings, results, conclusion, and contribution to the body of knowledge. It should be 200 to 250 words only. The Abstract should contain the topic introduction, chief purpose/aim, method (design, techniques, and data analysis), salient findings, results, conclusion, and contribution to the body of knowledge. It should be 200 to 250 words only. The Abstract should contain the topic introduction, chief purpose/aim, method (design, techniques, and data analysis), salient findings, results, conclusion, and contribution to the body of knowledge. It should be 200 to 250 words only. The Abstract should contain the topic introduction, chief purpose/aim, method (design, techniques, and data analysis), salient findings, results, conclusion, and contribution to the body of knowledge. It should be 200 to 250 words only. The Abstract should contain the topic introduction, chief purpose/aim, method (design, techniques, and data analysis), salient findings, results, conclusion, and contribution to the body of knowledge. It should be 200 to 250 words only. The research full paper should be submitted in the format of MS Word (.doc or .docx) document.

Keywords: Indicate the discipline of the study, concepts studied, research design/process, and setting of the study (country and continent) as keywords.


» Set keywords in sentence case.

INTRODUCTION

First Section tells the Global situational analysis of the problem supported by the literature from different continents his opinion of the balance sheet showing a true and fair view of the affairs of a concern.



Old Municipal Site, Brgy. VII, Poblacion, Calamba City, Laguna
(049) 559-8900 to 8907 / (02) 8-5395-170 to 171
ccc.edu.ph



4th CCC ICEBITSS

Second Section tells the Regional situational analysis supported by literature from the region of the study. Researchers from the Middle East, North Africa, the Association of Southeast Asian Nations (ASEAN) such as Brunei Darussalam, Cambodia, Indonesia, Laos, Malaysia, Myanmar, Philippines, Singapore, Thailand, and Vietnam must include literature from these countries to capture the perspective in the study.

Third Section must from the Local situational analysis of the problem

Forth Section discussion the Gap in the literature from the literature reviews that the study intends to find differentness of the study from other previous studies. Compelling reasons of the writer for choosing the problem. Craft the INTRODUCTION relatively nontechnical yet clear enough for an informed reader to understand the manuscript's contribution. Use several sources with several authors embedded in a sentence. Utilize research review papers and scientific sources preferably from subscription journals because they are more authoritative and credible such as Pubmed, Science Direct, Springer, Proquest, EbscoHost, and among others.

Framework of the Study

Theoretical or Conceptual Framework. It should contain basic explication of the meaning of the variables of the study. Present the framework in either schematic or textual form merging the theories discussed in which the study was anchored. Remove diagram unless very essential.

Objectives of the Study

State the OBJECTIVES of the study in paragraph form. Use objectives that show what the researcher shall do with the data and not words to indicate what the researcher intends to do as a research process. Write the objectives in paragraph form setting one from the others by a number in close parenthesis. Do not use problem statements/questions.

METHODS/PROCEDURES

Research Design


Discuss briefly the design used then explain why it is suited to the present study.

Research Locale/Research Site

Discuss briefly the locale chosen then explain why it is suited to the present study.

Respondents of the Study and Sampling Technique/Participants of the Study

Discuss briefly the respondents here, define the sampling technique used on how they are chosen then explain why it is suited to the present study. (for quantitative type of study)



4th CCC ICEBITSS

Discuss briefly the participants here, define the type of sampling used, include as well the inclusion and exclusion criteria on how they are chosen then explain why it is suited to the present study. (for nonquantitative type of study)

Instrumentation

Define the instrument used, is it self-made, adapted, or adopted. Discuss the contents briefly.

Explain the Try-out procedure, how it was validated (if necessary) and indicated the reliability and validity values (if available)

Research Ethics Protocol

Informed consent and clearance from the Ethics Review committee.

Data Gathering Procedure

Explain thoroughly how the study had been conducted.

Data Analysis


Just enumerate the names of the statistical tools used in paragraph form. Do not include the formula. / Just include the method of analysis used for nonquantitative type of research.

RESULTS AND DISCUSSION

Sometimes termed DISCUSSION only for theoretical papers. Answers to objectives. Highlight salient findings of the study supported by global, regional and local. Use keywords from objectives as the side-head of the Results and Discussion. Intercontinental literature support of the data (in-text citation). Summary tables and significant results. Long tables with brimming data should be avoided especially when the text can stand to discuss and/or explain the data. Validation of the theory used (integrated). Provide a critique on the methods and theories used in the last paragraph. Tables must occupy the portrait portion of the paper, though texts are in 2 columns.

CONCLUSION

In paragraph form, not broken down. Highlight new discovery (if any) that you obtained only after completing the study, something (not found in the literature) which contributes to new knowledge. This section supports or negates previous conclusions, validates theory used and/or generates new theory. They are not repetitions of the discussion but are judgments of the results obtained.



CITY GOVERNMENT OF CALAMBA
CITY COLLEGE OF CALAMBA
Dalubhasaan ng Lungsod ng Calamba
Accredited
Global Citizenship Education - Regional Hub

4th CCC ICEBITSS

RECOMMENDATIONS

Write recommendations only for national, regional and global significance and application.

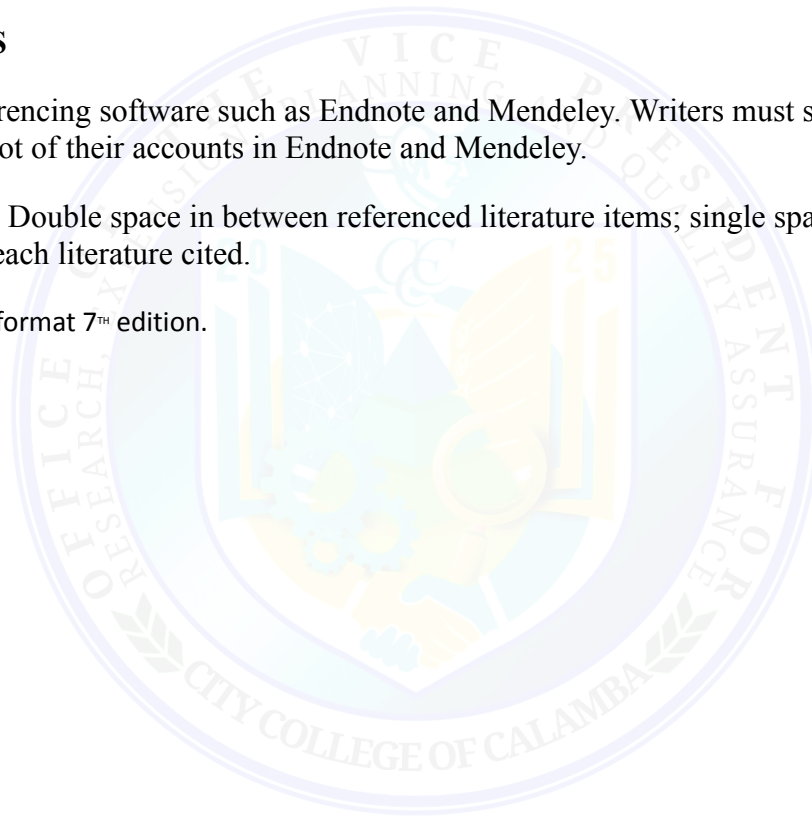
ACKNOWLEDGMENTS

(Optional). Limited to funders of the research with grants award number code and data. Acknowledge service agencies that funded the study (required). Sources of data mined, e.g. WHO, UNESCO. Do not acknowledge God, family, friends, colleagues.

REFERENCES

1. Use referencing software such as Endnote and Mendeley. Writers must submit a screenshot of their accounts in Endnote and Mendeley.
2. Spacing: Double space in between referenced literature items; single space in between lines of each literature cited.

Follow APA Style format 7th edition.



Old Municipal Site, Brgy. VII, Poblacion, Calamba City, Laguna
(049) 559-8900 to 8907 / (02) 8-5395-170 to 171
ccc.edu.ph