

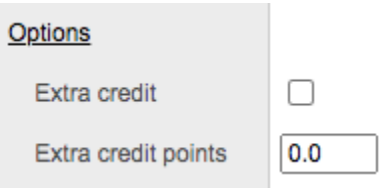
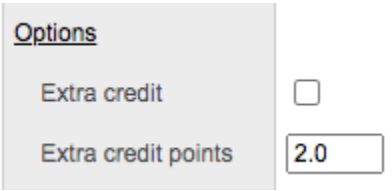
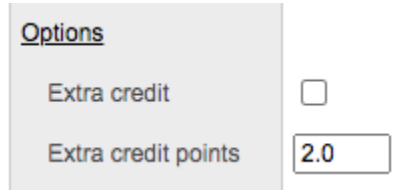
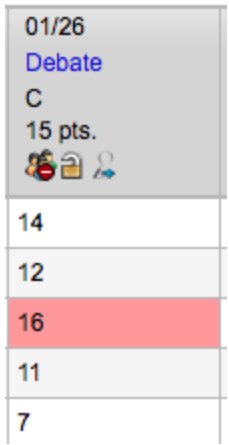
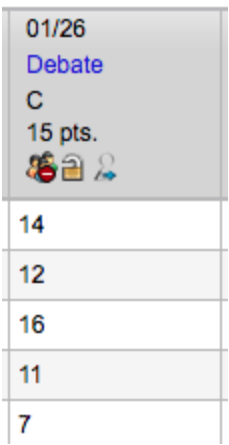

Extra Credit Options

When creating an assignment in Aspen, you will see two options for extra credit on the right side of the screen: Extra Credit, and Extra Credit Points.

*Note - Use **either** Extra Credit, **or** Extra Credit Points.
Do not use **both** within the same assignment.*

Extra Credit Points:












Extra Credit Points allows you to award a student greater than 100% on that assignment. For instance, if the assignment is out of 15 (as above), when you allow 2 Extra Credit Points, then you will be able to enter a mark 2 points higher than 15.

<p>With no Extra Credit Points assigned, Aspen gives me an error if I try to award a student more than 15/15.</p>	<p>With 2 Extra Credit Points assigned, Aspen allows me to award up to 17/15 (originally out of 15, +2 extra credit points to give 17)</p>	<p>If I try to award a mark higher than 17/15, Aspen will again give me an error.</p>
		
		












Extra Credit:

By checking the Extra Credit checkbox, you are creating a bonus assignment that will only serve to increase the student's mark in that category. **This may drastically change your students' category marks, and should only be used with extreme caution.**

For example, consider the following marks in the Thinking category. The overall category mark is on the left (in bold), with two Thinking tasks - Lab 1 (with a weight of 3) and Research (with a weight of 1).

T S1T2	01/27 Lab 1	01/27 Research	01/27 BONUS
 	T 25 pts.   	T 15 pts.   	T 10 pts.   
85.67 L4-	23	10	
77.33 L3+	18	14	
91.0 L4	22	15	
64.67 L2	16	10	
19.0 LR	3	6	

When even a single mark is added to the Bonus assignment (with Extra Credit checked off, see below), everyone's overall category mark (in bold) increases. Here, everyone's Thinking mark went up by 2.5%.

T S1T2	01/27 Lab 1	01/27 Research	01/27 BONUS
 	T 25 pts.   	T 15 pts.   	T 10 pts.   
88.17 L4	23	10	1
79.83 L3+	18	14	1
93.5 L4	22	15	1
67.17 L2+	16	10	1
21.5 LR	3	6	1



Options	
Extra credit	<input checked="" type="checkbox"/>
Extra credit points	<input type="text" value="0.0"/>

This is counter-intuitive - shouldn't an assignment with a mark of 1/10 bring a student's mark down??

An Extra Credit assignment takes into consideration the weights of all the other tasks in that category, and **adds an additional percentage to the students' category mark.**

In this case:

- The Lab has a weight of 3, and the Research has a weight of 1, for a combined weight of 4.
- The Bonus (extra credit assignment) has a weight of 1.

A 100% bonus assignment would therefore add $[1 \text{ (bonus weight)} / 4 \text{ (combined weight of other tasks)}]$ percent: 25%, to each student's overall Thinking mark.

The students above are receiving 10% (or, 1/10) of the bonus, so 2.5% is added to their Thinking mark.

In general, the extra credit awarded depends on:

- **The weights of the other tasks in the category**
 - The greater the combined weight, the lower the extra credit.
 - If the Extra Credit task is created early in the semester, the effect of the bonus will decrease as you add more tasks to the category throughout the semester.
- **The weight of the Extra Credit task**
 - The greater the bonus task weight, the higher the bonus percentage.
- **The “mark” of the Extra Credit task**
 - The higher the mark percentage, the higher the bonus percentage.
 - Note that regardless of the mark, there will be extra credit added to the students' marks

*Note: If you do choose to assign extra credit in this way, it is recommended that you only have **ONE** extra credit assignment per achievement chart category.*