

# Put the Title Here (14-point Bold)

First Author's Name and Surname, Second Author's Name and Surname

---

## Article Info

### *Article History*

Received:

01 Month Year

Revised:

01 Month Year

Accepted:

01 Month Year

---

### *Keywords*

Key word

Key word

Key word

Key word

---

## Abstract

Please use 14-point bold for your article title, with an initial capital letter for any proper nouns. Please margin the article title to the center. All the authors of a paper should include their full names, affiliations, postal addresses, telephone and fax numbers and email addresses at the end of the manuscript. ORCID information is required for all authors. One author should be identified as the Corresponding Author. Please use one line for all author names and one line for all author information on the title page. An informative 10-point abstract (150 to 200 words) presenting the main points of the paper. Please include descriptive keywords (3 to 5). Capitalize the first letter of each keyword (e.g., Science education, Survey development). Add your abstract here. Add your abstract here. Add your abstract here. Add your abstract here. Add your abstract here. Add your abstract here. Add your abstract here.

---

## Introduction

Please use 10-point font size. Please margin the text to the justified. Manuscripts should be 1.5 times spaced. Footnotes and endnotes are not accepted. All relevant information should be included in main text. Do not indent paragraphs; leave a 1.5 times space of one line between consecutive paragraphs. A paragraph should have at least 3 sentences.

Subdivide text into unnumbered sections, using short, meaningful sub-headings. Please do not use numbered headings. Please limit heading use to three levels. Please use 12-point bold for first-level headings, 10-point bold for second-level headings, and 10-point italics for third-level headings with an initial capital letter for any proper nouns. Leave one blank line (1.5 times spaced) before and after each heading. (Exception: no blank line between consecutive headings.) Please margin all headings to the left.

Do not underline words for emphasis. Use italics instead. Both numbered lists and bulleted lists can be used if necessary. Before submitting your manuscript, please ensure that every in-text citation has a corresponding reference in the reference list. Conversely, ensure that every entry in the reference list has a corresponding in-text citation.

Subdivide text into unnumbered sections, using short, meaningful sub-headings. Please do not use numbered headings. Please limit heading use to three levels. Please use 12-point bold for first-level headings, 10-point bold for second-level headings, and 10-point italics for third-level headings with an initial capital letter for any

proper nouns. Leave one blank line (1.5 times spaced) before and after each heading. (Exception: no blank line between consecutive headings.) Please margin all headings to the left.

## **Second Level Headings**

Subdivide text into unnumbered sections, using short, meaningful sub-headings. Please do not use numbered headings. Please limit heading use to three levels. Please use 12-point bold for first-level headings, 10-point bold for second-level headings, and 10-point italics for third-level headings with an initial capital letter for any proper nouns. Leave one blank line (1.5 times spaced) before and after each heading. (Exception: no blank line between consecutive headings.) Please margin all headings to the left.

Subdivide text into unnumbered sections, using short, meaningful sub-headings. Please do not use numbered headings. Please limit heading use to three levels. Please use 12-point bold for first-level headings, 10-point bold for second-level headings, and 10-point italics for third-level headings with an initial capital letter for any proper nouns. Leave one blank line (1.5 times spaced) before and after each heading. (Exception: no blank line between consecutive headings.) Please margin all headings to the left.

## *Third Level Headings*

Please embed tables and figures in appropriate areas within the document and center them horizontally. Tables and figures should not exceed the given page margins. Provide captions (maximum length: 6 to 8 words) for each table or figure. Centre the caption above the table and below the figure. Please reference the table or figure in the text (see Table 1). Please do not use vertical lines in tables.

Table 1. Centre the Caption above the Table

Variables		N	Mean
Group	1.	47	30.3
	2.	60	38.7
	3.	48	31.0
Age	18-21	150	96.8
	other	5	3.2
Gender	F	117	75.5
	M	38	24.5
Total		155	100

Please embed tables and figures in appropriate areas within the document and center them horizontally. Tables and figures should not exceed the given page margins. Provide captions (maximum length: 6 to 8 words) for each table or figure. Centre the caption above the table and below the figure. Please reference the table or figure in the text (see Table 1). Please do not use vertical lines in tables. For figures, GIF and JPEG (JPG) are the preferred formats.

## **Method**

### **Second Level Headings**

Leave one blank line (1.5 times spaced) before and after each heading. (Exception: no blank line between consecutive headings.) Please margin all headings to the left. Leave one blank line (1.5 times spaced) before and after each heading. (Exception: no blank line between consecutive headings.) Please margin all headings to the left.

Please use 12-point bold for first-level headings, 10-point bold for second-level headings, and 10-point italics for third -level headings with an initial capital letter for any proper nouns. Leave one blank line (1.5 times spaced) before and after each heading. (Exception: no blank line between consecutive headings.) Please margin all headings to the left.

### *Third Level Headings*

Please use 12-point bold for first-level headings, 10-point bold for second-level headings, and 10-point italics for third -level headings with an initial capital letter for any proper nouns. Leave one blank line (1.5 times spaced) before and after each heading. (Exception: no blank line between consecutive headings.)

Leave one blank line (1.5 times spaced) before and after each heading. (Exception: no blank line between consecutive headings.) Please margin all headings to the left. Leave one blank line (1.5 times spaced) before and after each heading. (Exception: no blank line between consecutive headings.)

Please use 10-point font size. Please margin the text to the justified. Manuscripts should be 1.5 times spaced. Footnotes and endnotes are not accepted. All relevant information should be included in main text. Do not indent paragraphs; leave a 1.5 times space of one line between consecutive paragraphs. Do not underline words for emphasis. Use italics instead. Both numbered lists and bulleted lists can be used if necessary. Before submitting your manuscript, please ensure that every in-text citation has a corresponding reference in the reference list. Conversely, ensure that every entry in the reference list has a corresponding in-text citation.

## **Results**

Add results and findings here. Add results and findings here. Add results and findings here. Add results and findings here. Add results and findings here. Add results and findings here. Add results and findings here. Add results and findings here. Add results and findings here. Add results and findings here. Add results and findings here. Add results and findings here.

Please use 10-point font size. Please margin the text to the justified. Manuscripts should be 1.5 times spaced. Footnotes and endnotes are not accepted. All relevant information should be included in main text. Do not

indent paragraphs; leave a 1.5 times space of one line between consecutive paragraphs. Do not underline words for emphasis. Use italics instead. Both numbered lists and bulleted lists can be used if necessary. Before submitting your manuscript, please ensure that every in-text citation has a corresponding reference in the reference list. Conversely, ensure that every entry in the reference list has a corresponding in-text citation.

## Second Level Headings

Please embed tables and figures in appropriate areas within the document and center them horizontally. Tables and figures should not exceed the given page margins. Provide captions (maximum length: 6 to 8 words) for each table or figure. Centre the caption above the table and below the figure. Please reference the table or figure in the text (see Table 1). Please do not use vertical lines in tables. For figures, GIF and JPEG (JPG) are the preferred formats.

Please embed tables and figures in appropriate areas within the document and center them horizontally. Tables and figures should not exceed the given page margins. Provide captions (maximum length: 6 to 8 words) for each table or figure. Centre the caption above the table and below the figure. Please reference the table or figure in the text (see Figure 1). Please do not use vertical lines in tables. For figures, GIF and JPEG (JPG) are the preferred formats.

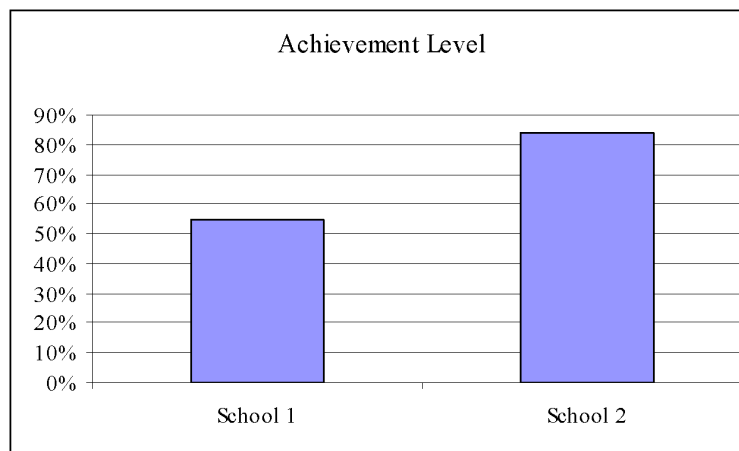


Figure 1. Centre the Caption below the Figure

Please embed tables and figures in appropriate areas within the document and center them horizontally. Tables and figures should not exceed the given page margins. Provide captions (maximum length: 6 to 8 words) for each table or figure. Centre the caption above the table and below the figure. Please reference the table or figure in the text (see Figure 1). Please do not use vertical lines in tables. For figures, GIF and JPEG (JPG) are the preferred formats.

## Discussion

Please use 10-point font size. Please margin the text to the justified. Manuscripts should be 1.5 times spaced. Footnotes and endnotes are not accepted. All relevant information should be included in main text. Do not indent paragraphs; leave a 1.5 times space of one line between consecutive paragraphs. Do not underline words for emphasis. Use italics instead. Both numbered lists and bulleted lists can be used if necessary. Before submitting your manuscript, please ensure that every in-text citation has a corresponding reference in the reference list. Conversely, ensure that every entry in the reference list has a corresponding in-text citation.

Subdivide text into unnumbered sections, using short, meaningful sub-headings. Please do not use numbered headings. Please limit heading use to three levels. Please use 12-point bold for first-level headings, 10-point bold for second-level headings, and 10-point italics for third -level headings with an initial capital letter for any proper nouns. Leave one blank line (1.5 times spaced) before and after each heading. (Exception: no blank line between consecutive headings.) Please margin all headings to the left.

Please use 10-point font size. Please margin the text to the justified. Manuscripts should be 1.5 times spaced. Footnotes and endnotes are not accepted. All relevant information should be included in main text. Do not indent paragraphs; leave a 1.5 times space of one line between consecutive paragraphs. Do not underline words for emphasis. Use italics instead. Both numbered lists and bulleted lists can be used if necessary. Before submitting your manuscript, please ensure that every in-text citation has a corresponding reference in the reference list. Conversely, ensure that every entry in the reference list has a corresponding in-text citation.

Subdivide text into unnumbered sections, using short, meaningful sub-headings. Please do not use numbered headings. Please limit heading use to three levels. Please use 12-point bold for first-level headings, 10-point bold for second-level headings, and 10-point italics for third -level headings with an initial capital letter for any proper nouns. Leave one blank line (1.5 times spaced) before and after each heading. (Exception: no blank line between consecutive headings.) Please margin all headings to the left.

## **Conclusion**

Subdivide text into unnumbered sections, using short, meaningful sub-headings. Please do not use numbered headings. Please limit heading use to three levels. Please use 12-point bold for first-level headings, 10-point bold for second-level headings, and 10-point italics for third -level headings with an initial capital letter for any proper nouns. Leave one blank line (1.5 times spaced) before and after each heading. (Exception: no blank line between consecutive headings.) Please margin all headings to the left.

Please use 10-point font size. Please margin the text to the justified. Manuscripts should be 1.5 times spaced. Footnotes and endnotes are not accepted. All relevant information should be included in main text. Do not indent paragraphs; leave a 1.5 times space of one line between consecutive paragraphs. Do not underline words for emphasis. Use italics instead. Both numbered lists and bulleted lists can be used if necessary. Before submitting your manuscript, please ensure that every in-text citation has a corresponding reference in the reference list. Conversely, ensure that every entry in the reference list has a corresponding in-text citation.

## Recommendations

Please use 10-point font size. Please margin the text to the justified. Manuscripts should be 1.5 times spaced. Footnotes and endnotes are not accepted. All relevant information should be included in main text. Do not indent paragraphs; leave a 1.5 times space of one line between consecutive paragraphs. Do not underline words for emphasis. Use italics instead. Both numbered lists and bulleted lists can be used if necessary. Before submitting your manuscript, please ensure that every in-text citation has a corresponding reference in the reference list. Conversely, ensure that every entry in the reference list has a corresponding in-text citation.

## Acknowledgements or Notes

Please provide acknowledgements or notes in a separate section at the end of the article before the references.

## References

References and citations should be prepared in the latest APA ([https://owl.purdue.edu/owl/research\\_and\\_citation/apa\\_style/apa\\_style\\_introduction.html](https://owl.purdue.edu/owl/research_and_citation/apa_style/apa_style_introduction.html)) format. References have to be cited in the paper. See the reference examples below.

- Angeli, E., Wagner, J., Lawrick, E., Moore, K., Anderson, M., Soderland, L., & Brizee, A. (2010, May 5). General format. Retrieved from <http://owl.english.purdue.edu/owl/resource/560/01/>
- Calfee, R. C., & Valencia, R. R. (1991). *APA guide to preparing manuscripts for journal publication*. Washington, DC: American Psychological Association.
- Duncan, G. J., & Brooks-Gunn, J. (Eds.). (1997). *Consequences of growing up poor*. New York, NY: Russell Sage Foundation.
- Harlow, H. F. (1983). Fundamentals for preparing psychology journal articles. *Journal of Comparative and Physiological Psychology*, *55*, 893-896.
- Helfer, M. E., Kempe, R. S., & Krugman, R. D. (1997). *The battered child* (5th ed.). Chicago, IL: University of Chicago Press.
- Henry, W. A., III. (1990, April 9). Making the grade in today's schools. *Time*, *135*, 28-31.
- Lastname, F. N. (Year). *Title of dissertation*. (Doctoral dissertation). Retrieved from Name of database. (Accession or Order Number)
- Lastname, F. N. (Year). *Title of dissertation*. (Unpublished doctoral dissertation). Name of Institution, Location.
- O'Neil, J. M., & Egan, J. (1992). Men's and women's gender role journeys: A metaphor for healing, transition, and transformation. In B. R. Wainrib (Ed.), *Gender issues across the life cycle* (pp. 107-123). New York, NY: Springer.
- Plath, S. (2000). *The unabridged journals*. K. V. Kukil (Ed.). New York, NY: Anchor.
- Schnase, J. L., & Cunnius, E. L. (Eds.). (1995). Proceedings from CSCL '95: *The First International Conference on Computer Support for Collaborative Learning*. Mahwah, NJ: Erlbaum.

Schultz, S. (2005, December 28). Calls made to strengthen state energy policies. *The Country Today*, pp. 1A, 2A.


Scruton, R. (1996). The eclipse of listening. *The New Criterion*, 15(30), 5-13.

---

### Author Information

---

#### First & Last Name of First Author

 <https://orcid.org/XXXX-XXXX-XXXX-XXXX>


Name of Institution or University

Address of Institution or University

Country

Contact e-mail: *email@email.com*

#### First & Last Name of Second Author

 <https://orcid.org/XXXX-XXXX-XXXX-XXXX>


Name of Institution or University

Address of Institution or University

Country

Contact e-mail: *email@email.com*

#### First & Last Name of Third Author

 <https://orcid.org/XXXX-XXXX-XXXX-XXXX>


Name of Institution or University

Address of Institution or University

Country

Contact e-mail: *email@email.com*

#### First & Last Name of Fourth Author

 <https://orcid.org/XXXX-XXXX-XXXX-XXXX>

Name of Institution or University

Address of Institution or University

Country

Contact e-mail: *email@email.com*

---