

# How Can You Get PALS Recertification Online?

<b>How Can You Get PALS Recertification Online?</b>	<b>1</b>
Overview	1
Benefits of PALS recertification online	2
Steps to obtain PALS recertification online:	2
Tips for a smooth online recertification process	3
Conclusion	4

## Overview

As a healthcare professional, it's essential to regularly renew your Pediatric Advanced Life Support (PALS) certification. Not only does it help you stay current with crucial updates, but it also increases the confidence to respond to pediatric emergencies involving young children.

If you are renewing for the first time, you [might wonder how to obtain PALS recertification online](#). Let's discuss how to get your PALS recertification through online courses, the benefits of this option, and some valuable tips to make the process smoother.

## Benefits of PALS recertification online

Recertifying your PALS credentials online offers many advantages for busy healthcare professionals. The primary is the convenience it provides. Rather than attending in-person classes at specific times and locations, you can complete the course from your home or office as per your schedule. This flexibility is beneficial for those with irregular or demanding work hours.

Another crucial benefit is the ability to learn at your own pace. If you find the concepts challenging, you can revisit the material as needed until you fully understand it. This self-paced learning style provides better information retention and polishes your skills, making PALS protocols more effective in real-life scenarios.

Many online courses are more affordable than in-person ones, as they eliminate travel expenses and often provide digital materials. Also, you receive instant feedback on quizzes and assessments, which helps you quickly identify and address areas for improvement. This immediate feedback and the ability to review materials anytime ensures you stay well-prepared.

## **Steps to obtain PALS recertification online:**

Obtaining **PALS recertification online** is a convenient and efficient way to ensure you stay current with your pediatric advanced life support skills. Whether you're a busy healthcare professional or simply prefer the flexibility of online learning, the process is designed to be straightforward and user-friendly. Here's how you can renew your PALS certification online:

- **Find a reputed provider**

First, find a recognized provider that offers online PALS recertification courses. Research thoroughly and choose a reputable organization that has created a reputation across the healthcare organizations. Look for providers that provide interactive and engaging online courses.

- **Register for the course:**

Once you select a provider, register for your **PALS recertification online**. The process is straightforward and can be completed within minutes. You are required to provide basic information such as your name, contact details, and payment information. Upon registration, you will gain access to the course materials and can proceed with the modules at your convenience.

- **Complete the coursework:**

The online PALS recertification course consists of various modules. These classes include pediatric assessment, respiratory emergencies, and cardiac arrest management. You will learn each of the topics comprehensively. You can also take advantage of quizzes and simulations.

- **Pass the online exam:**

After finishing the coursework, you will need to pass an online exam. The exam evaluates your understanding of the material and includes multiple-choice questions, case studies, and scenario-based assessments. Review the study materials and practice questions before taking the exam to increase your chances of success.

- **Obtain the certificate**

Upon completing the online course for PALS recertification, you will receive your updated certificate. The provider will mail your new PALS card to your address. Alternatively, you may request a digital copy and print a hard copy. You can display your certification and provide care to pediatric patients.

## **Tips for a smooth online recertification process**

When renewing your certifications, you might feel overwhelmed. You may worry that completing PALS recertification could disrupt your daily routine. However, rest assured that it is possible to renew your credentials smoothly. Follow these strategies to make the online process more manageable:

- **Set aside dedicated study time:**

One critical step in preparing for your recertification is having study time. Treat your learning sessions as essential appointments. Create a schedule and stick to it. Prioritizing your study ensures you are ready for the recertification exam.

- **Engage with the material:**

It is advisable not to read the course content without understanding it thoroughly. To optimize your learning experience, it is essential to engage with the material actively. Taking notes, highlighting key points, and asking questions as you progress through the material are effective methods for enhancing comprehension and improving retention.

- **Practice your skills:**

PALS Recertification exams often test your practical skills. You must dedicate enough time and ensure that you practice your skills. This will help you get prepared for the hands-on portion of the exam. Set up practice scenarios, work on sample problems, and utilize the chances to apply your knowledge in real-world situations. The more you practice, the more confident you will feel during the assessment.

- **Utilize study guides for preparation:**

Study guides are one of the best ways to prepare for your recertification exam. They allow you to acquaint yourself with the assessment format and questions you can expect. Study guides provide a comprehensive overview of the material, help identify areas needing improvement, and focus study efforts effectively.

- **Seek assistance from online support services:**

If you struggle with some topics or need other help, seek assistance from online support services. Many [certification programs offer online forums, study groups, and tutoring services to help participants succeed](#). Take advantage of these resources to get the guidance you need to navigate the recertification process successfully.

## Conclusion

Preparing for the PALS recertification exam can be a challenging task. However, you may reduce this stress by acting wisely. Follow the tips mentioned above to smooth the process of **PALS recertification online**.

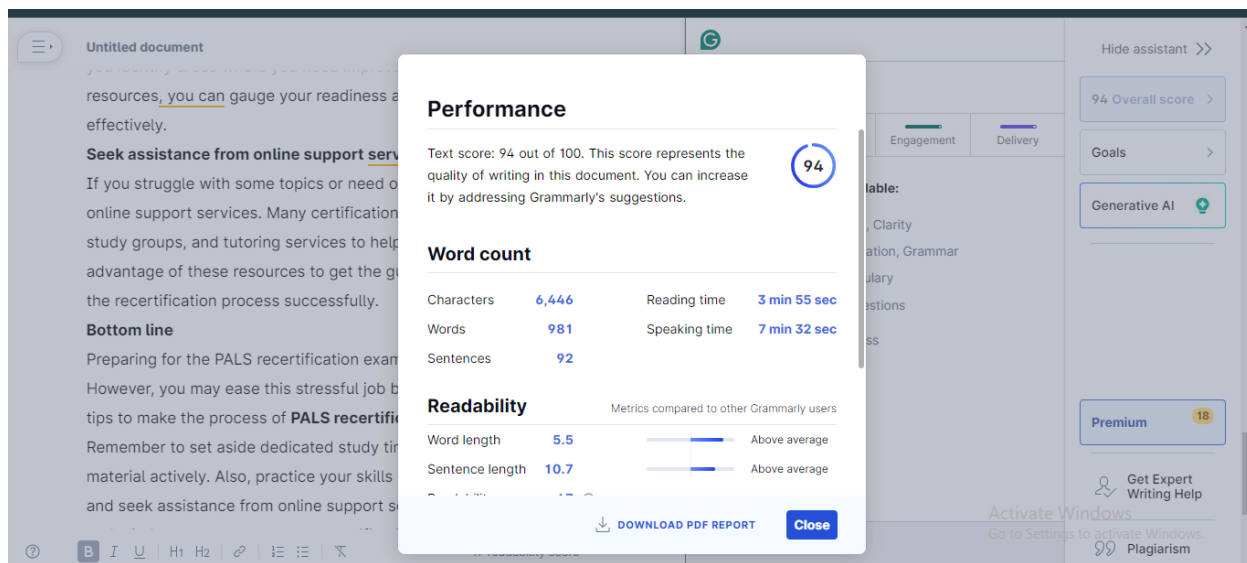
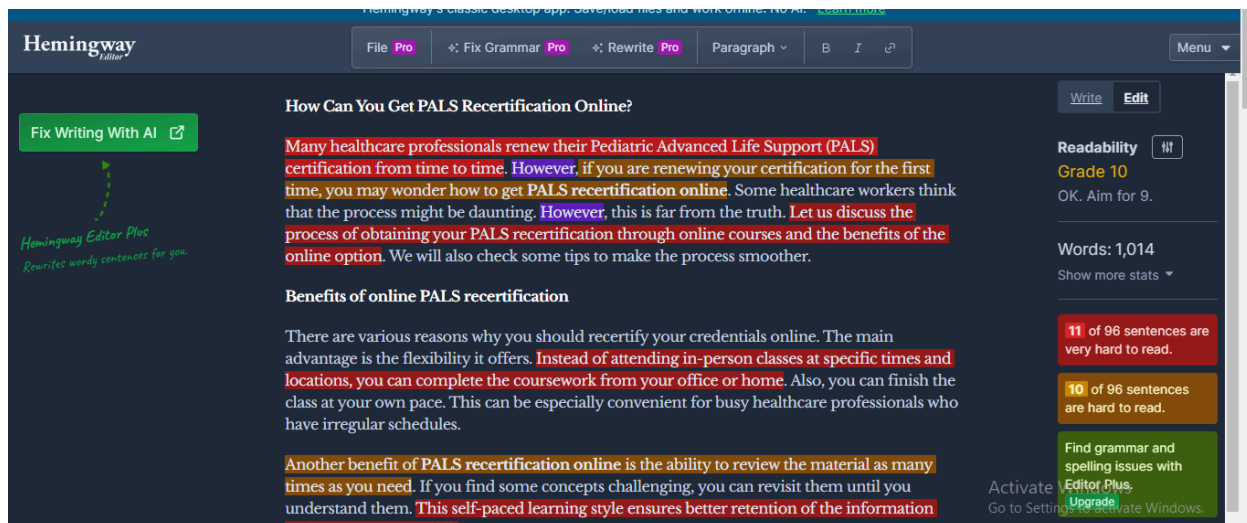
Remember to set aside dedicated study time and engage with the material actively. Also, practice your skills regularly, utilize study guides, and seek assistance from online support services. With the right approach and perspective, you can make the recertification assessment easy and maintain your certification.

## References:

<https://emedcert.com/products/pals-recertification>

<https://charlesinstitute.com/top-tips-for-passing-your-acls-bls-pals-or-cpr-exam-the-first-time/>

Tool	Score
Contentatscale	Passes as Human
Grammarly	94
Hemingway	Grade 10



# Results


Free Website Builder

100% off

By far the easiest website builder

Learn More

SITE123



Go Pro

✓ Deep search

✓ Support

✓ Upto 25,000 words

✓ Accurate Reports

✓ No Ads

Try Now

Scan Properties

Number of Words : 968

Results Found : 0

To or From

Binary Translator

To or From

PDF Converter

0%

Plagiarism

100%

Unique

Make it Unique


Start New Search

Check Grammar

AI Content Detector

To check plagiarism in photos click here

Activate Windows  
Go to Settings to activate Windows.



LOG IN

TRY NOW

## AI Detector

Ask AIMEE

B i A i

Many healthcare professionals renew their Pediatric Advanced Life Support (PALS) certification. However, if you are renewing your certification for the first time, you may wonder how to get PALS recertification online. Some healthcare workers think that the process might be daunting. However, this is far from the truth. Let us discuss the process of obtaining your PALS recertification through online courses and the benefits of the online option. We will also check tips to make the process smoother.

Benefits of online PALS recertification

There are various reasons why you should recertify your credentials online. The main advantage is the flexibility it offers. Instead of attending in-person classes at specific times and locations, you can complete the coursework from your office or home. Also, you can finish the class at your own pace. This can be convenient for busy healthcare professionals who have irregular schedules.

Another benefit of PALS recertification online is the ability to review the material as you need. If you find some concepts challenging, you can revisit them until you understand them. This self-paced learning style ensures better retention of the information and improves your skills.

Steps to obtain PALS recertification online

straightforward. You can recertify your knowledge without issues. Follow these steps to renew your PALS certificate from

Check for AI Content

Reset Highlights

Clear

Human Probability

😊 PASSES AS HUMAN!

Activate Windows

Go to Settings to activate Windows.

Predicted based upon 334 words. Increase this limit.

If you are renewing for the first time, you might wonder how to obtain PALS recertification online. **Let's discuss how to get your PALS recertification through online courses, the benefits of this option, and some valuable tips to make the process smoother.**

## Benefits of PALS recertification online

Recertifying your PALS credentials online offers many advantages for busy healthcare professionals. The primary is the convenience it provides. Rather than attending in-person classes at specific times and locations, you can complete the course from your home or office as per your schedule. **This flexibility is beneficial for those with irregular or demanding work hours.**

**Another crucial benefit is the ability to learn at your own pace.** If you find the concepts challenging, you can revisit the material as needed until you fully understand it. **This self-paced learning style provides better information retention and polishes your skills, making PALS protocols more effective in real-life scenarios.**

Many online courses are more affordable than in-person ones, as they eliminate travel expenses and often provide digital materials. **Also, you receive instant feedback on quizzes and assessments, which helps you quickly identify and address areas for improvement.** This immediate feedback and the ability to review materials anytime ensures you stay well-prepared.

## Steps to obtain PALS recertification online:

The entire process is straightforward. Follow these steps to renew your PALS recertification online:

- Find a reputed provider**

First, find a recognized provider that offers online PALS recertification courses. Research thoroughly and choose a reputable organization that has created a reputation across the healthcare organizations. **Look for providers that provide interactive and engaging online courses.**

- Register for the course:**


### AI Detector

Check content to see if it's human sounding or if it reads like AI. Above 250 characters for better accuracy.

[Check for AI Content](#) [Reset Highlights](#) [Clear](#)

#### Human Probability

😊 **PASSES AS HUMAN!**



Predicted based upon **367 words**. [Increase this limit.](#)

### Rewrite AI Sentences

Rewrite all AI detected sentences at once to sound more human-like.

You'll need to be less robotic sounding by changing sentence structure and using different word choices.

## AI Detector

Ask AIMEE

B i A i

Complete the coursework

The online PALS recertification course consists of various modules. These classes include pediatric assessment, respiratory emergencies, and cardiac arrest management. You will learn each of the subjects thoroughly. **You can also take advantage of quizzes and simulations.**

Pass the exam

Once you complete the coursework, you have to pass an online exam. **The examination tests your knowledge and understanding of the material. Essentially, the exam includes multiple-choice questions, case studies, and scenario-based assessments.** Review the study materials and practice questions before attempting the exam. This will increase your chances of success.

Receive the certificate

Upon successful completion of the PALS recertification course, you will receive your updated certificate. The provider will mail your new PALS card to your address. Alternatively, you may request a digital copy and print a hard copy. **You can display your certification and provide care to pediatric patients.**

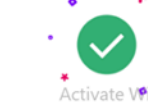
### AI Detector

Check content to see if it's human sounding or if it reads like AI. Above 250 characters for better accuracy.

[Check for AI Content](#) [Reset Highlights](#) [Clear](#)

#### Human Probability

😊 **PASSES AS HUMAN!**



Activate Windows  
Go to Settings to activate Windows.

Predicted based upon **295 words**. [Increase this limit.](#)

## AI Detector

Ask AIMEE

B i A: = = = ¶: ↶ ↷ ⋮

### Engage with the material

Simply reading the course content without understanding is a waste of time. Engage with the material actively to make the most of your time. Take notes, highlight key points, and ask questions as you go through the material. **Engaging with the material in this way will solidify your understanding and improve retention.**

### Practice your skills

PALS Recertification exams often test your practical skills. You must dedicate enough time in this respect. **Be sure to practice your skills to ensure you are ready for the hands-on portion of the exam. Set up practice scenarios, work on sample problems, and seek opportunities to apply your knowledge in real-world situations.** The more you practice, the more confident you will feel when taking the exam.

### Utilize study guides for preparation

One of the best ways to prepare for your recertification exam is to use study guides. They allow you to familiarize yourself with the format and types of questions you can expect on the actual exam. **Study guides provide a comprehensive overview of the material. Also, they can help you** **you need improvements.** By using these resources, you can gauge your readiness and focus your study efforts effectively. **2132 / 2500 Characters Increase this limit**



PRODUCT OF THE DAY  
#1 Product of the Day

### AI Detector

Check content to see if it's human sounding or if it reads like AI.  
Above 250 characters for better accuracy.

Check for AI Content

Reset Highlights

Clear

### Human Probability

😊 PASSES AS HUMAN!



Activate Windows

Go to Settings to activate Windows.

Predicted based upon 334 words. **Increase this limit.**