

VMS integration

Reviewed: 2021-11-17

A recent copy of the document [Link](#)
in PDF:

General information 1	1
VMS integration setup	1
Configuring Actions in the VMS	2

[General information](#) 1

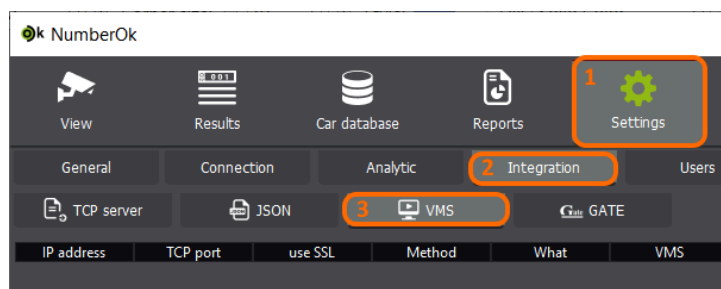
NumberOk has been integrated with VMS .

NumberOk sends to the VMS recognized license plates as Generic Events.

For sending Generic Events from NumberOk are using a standard API call in the form of an HTTP string
- also known as the CreateEvent API call.

VMS integration setup

Settings > Integration > VMS



Type	VMS Generic Event	(a)
IP address	127.0.0.1	(b)
TCP port	7001	(c)
Login	admin	(d)
Password	••••••••	
<input type="checkbox"/> Show password		
Event	Detect	(e)
<div>Delete</div> <div>Add</div>		(f)

- (a) in the Drop-down list, select the VMS Generic Event;
- (b) input the IP address of the VMS **server**;
- (c) input destination port (by the default 7001),
optionally enable 'SSL'* checkbox if you want to allow secure connection only;
- (d) input credentials for VMS user;

- (e) choose the event type which you want to send to VMS**;
 (f) press the “Add” button to apply the configuration.

*Enable the “SSL” option if you allow “Secure connection only” in your VMS.

**Detect - first recognition after skipped plates in the [analytic](#) configuration

Lost - last recognition result based on [analytic](#)

After pressing the ‘Add’ button, the configuration will be displayed in the table as in the picture below.

NumberOk

View Results Car database Reports Settings

General Connection Analytic Traffic rules Integration Users Logs

TCP server Executive devices JSON VMS Recipients GATE

IP address	TCP port	use SSL	Method	What	VMS
127.0.0.1	7001	No	GET	Detect event	VMS Generic Event

Type: VMS Generic Event

IP address: 127.0.0.1

TCP port: 7001 ☐ use SSL

Login: admin

Password:

☐ Show password

Event: Detect

Delete Add



Please note that the IP address of the video camera connected to NumberOK software must match the IP address of the camera in your VMS.

NumberOK automatically checks the correspondence of the IP addresses and based on this information, sends the metadata to the desired video channel.

Configuring Actions in the VMS

You can get detailed information on how to set up actions in VMS on Generic Events from your VMS vendor. As in the example below, you could set up to Show Text Overlay on the live image. In this case you will be able to see recognized license plates as text on the live camera image.

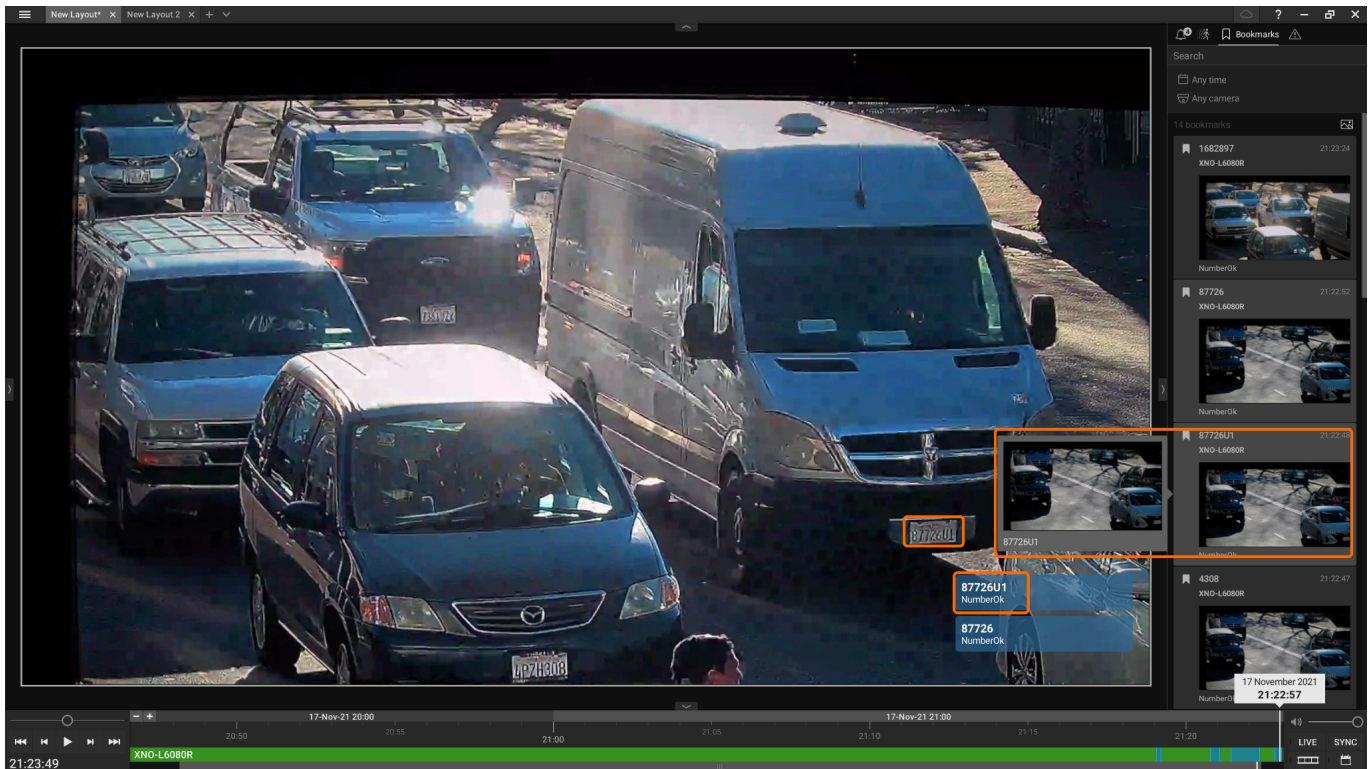
Event Rules - Desktop Client

Filter by cameras... + Add - Delete Event Log...

#	On	Event	Source	->	Action	Target	Interval of Action
	<input checked="" type="checkbox"/>	On Generic Event	<System>		Show desktop notification	All Users	Instant
	<input checked="" type="checkbox"/>	On Generic Event	<System>		Show text overlay	XNO-L6080R	N/A
*	<input checked="" type="checkbox"/>	On Generic Event	<System>		Bookmark	XNO-L6080R	N/A

Also, you could “Bookmark” as action and you will find text bookmarks with recognized license plates in VMS’s video archive.

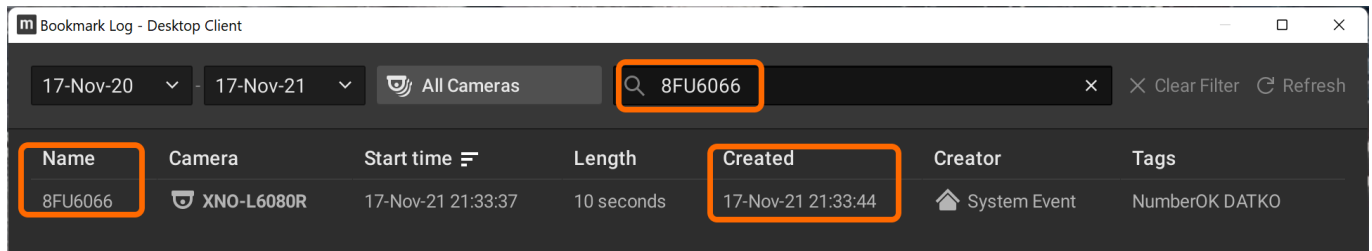
On the screenshot below you can see an example of how bookmarks look in the video archive.



Also all recognized license plates will be available in Bookmark logs.

Bookmark Log - Desktop Client						
17-Nov-20		17-Nov-21	All Cameras	Search	Clear Filter	Refresh
Name	Camera	Start time	Length	Created	Creator	Tags
8FU06	XNO-L6080R	17-Nov-21 21:33:37	10 seconds	17-Nov-21 21:33:43	System Event	NumberOK DATKO
8066	XNO-L6080R	17-Nov-21 21:33:37	10 seconds	17-Nov-21 21:33:44	System Event	NumberOK DATKO
8YOA848	XNO-L6080R	17-Nov-21 21:33:37	10 seconds	17-Nov-21 21:33:44	System Event	NumberOK DATKO
8FU6066	XNO-L6080R	17-Nov-21 21:33:37	10 seconds	17-Nov-21 21:33:44	System Event	NumberOK DATKO
8VWG610	XNO-L6080R	17-Nov-21 21:33:36	10 seconds	17-Nov-21 21:33:43	System Event	NumberOK DATKO
TNHR888	XNO-L6080R	17-Nov-21 21:33:34	10 seconds	17-Nov-21 21:33:41	System Event	NumberOK DATKO
86J677	XNO-L6080R	17-Nov-21 21:29:01	10 seconds	17-Nov-21 21:29:08	System Event	NumberOK DATKO
6WRV64	XNO-L6080R	17-Nov-21 21:28:42	10 seconds	17-Nov-21 21:28:49	System Event	NumberOK DATKO
8FWJ677	XNO-L6080R	17-Nov-21 21:28:42	10 seconds	17-Nov-21 21:28:49	System Event	NumberOK DATKO
6NHN010	XNO-L6080R	17-Nov-21 21:28:38	10 seconds	17-Nov-21 21:28:45	System Event	NumberOK DATKO
7B242	XNO-L6080R	17-Nov-21 21:28:33	10 seconds	17-Nov-21 21:28:40	System Event	NumberOK DATKO
786U2	XNO-L6080R	17-Nov-21 21:28:03	10 seconds	17-Nov-21 21:28:09	System Event	NumberOK DATKO
785762	XNO-L6080R	17-Nov-21 21:27:43	10 seconds	17-Nov-21 21:27:50	System Event	NumberOK DATKO
8UHK608	XNO-L6080R	17-Nov-21 21:23:48	10 seconds	17-Nov-21 21:23:54	System Event	NumberOK DATKO
1682897	XNO-L6080R	17-Nov-21 21:23:24	10 seconds	17-Nov-21 21:23:30	System Event	NumberOK DATKO
87726	XNO-L6080R	17-Nov-21 21:22:52	10 seconds	17-Nov-21 21:22:59	System Event	NumberOK DATKO
87726U1	XNO-L6080R	17-Nov-21 21:22:48	10 seconds	17-Nov-21 21:22:55	System Event	NumberOK DATKO
4308	XNO-L6080R	17-Nov-21 21:22:47	10 seconds	17-Nov-21 21:22:54	System Event	NumberOK DATKO

Search by license plate text supported:



Name	Camera	Start time	Length	Created	Creator	Tags
8FU6066	XNO-L6080R	17-Nov-21 21:33:37	10 seconds	17-Nov-21 21:33:44	System Event	NumberOK DATKO

[By this link](#), you can find the video with a demonstration of how Generic Events from NumberOK look in the VMS.