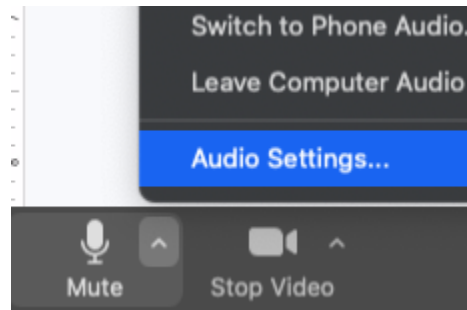


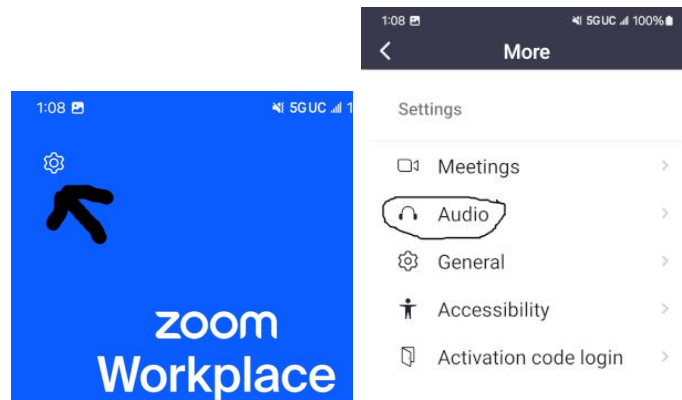
# Getting ready for Zoom karaoke!

Here are some tips for making your Zoom karaoke experience the best it can be - on a desktop or mobile device!

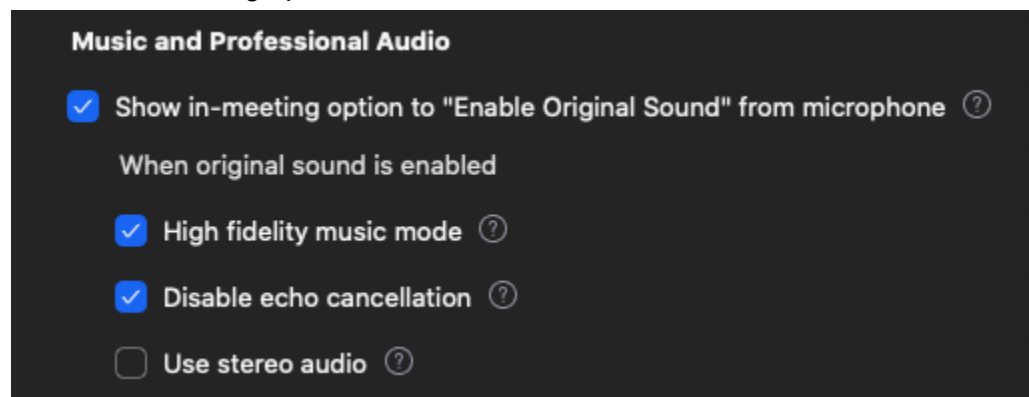
1. Upgrade to the latest version of Zoom (**before** the event!)
2. Zoom audio settings (**before** the event) - this will help you sound your best!
  - a. Open your Audio Settings:



On mobile, open the app without joining a meeting and tap the gear icon, then choose "Audio":

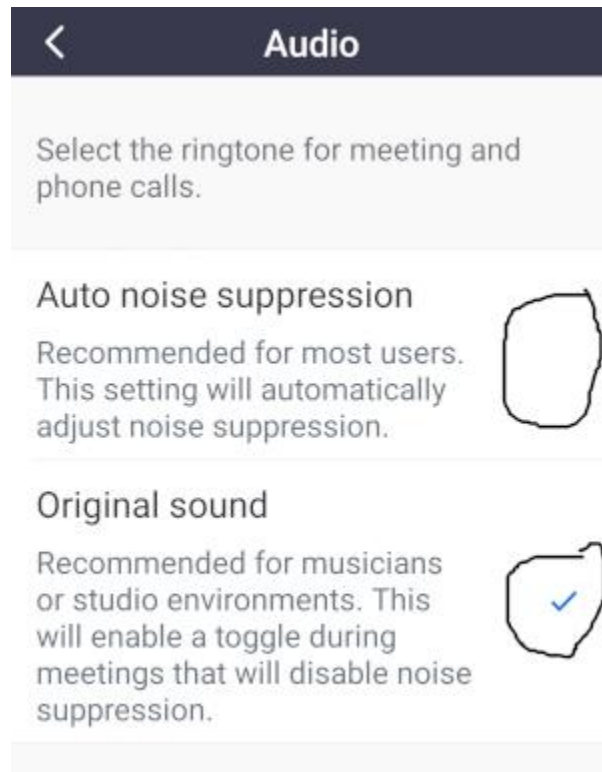


- b. Check the following options:

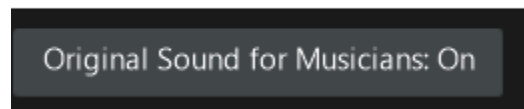
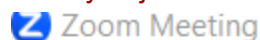


On mobile, check "Original sound." You probably don't have to uncheck "Auto

noise suppression":

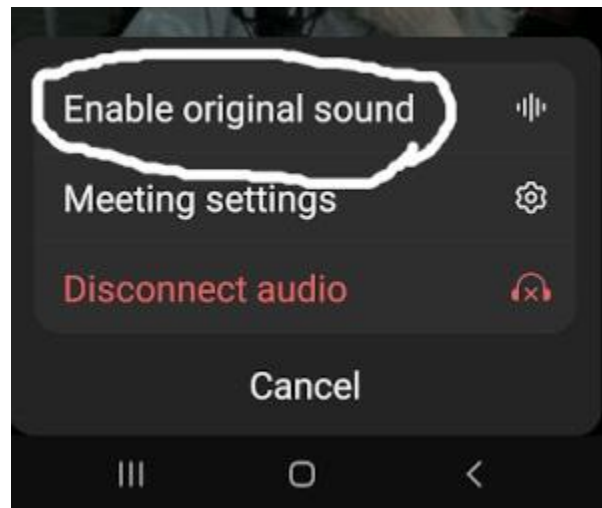


3. Choosing your song(s)
  - a. There are karaoke videos on YouTube for thousands of songs! For example, you can just search for "Wham Last Christmas karaoke"
  - b. If you can't find a karaoke video but you know the lyrics by heart, you can sometimes find a good backing track with the keyword "instrumental"
4. Being a good audience
  - a. Mute yourself while someone else is singing!
  - b. Give other singers visual encouragement - applause reactions, dancing, comments in chat
  - c. When the other person finishes, you can unmute yourself, cheer and share encouraging remarks
5. Singing your song
  - a. If you can, use wired headphones - but only in one ear, so you can monitor yourself with the other!
  - b. Click the "Original Sound for Musicians" button in the top left (you can do this **when you join the breakout room**)

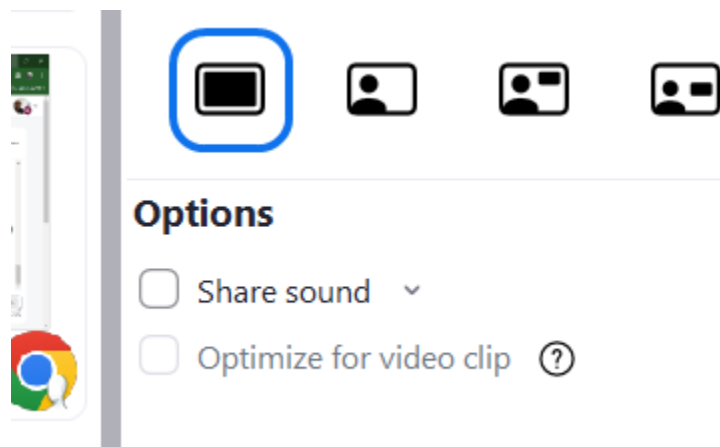


On mobile, swipe all the way to the left along the bottom and tap "Settings," then

"Enable original sound":



- c. The best sound is if you can play the backing track from another device (like a tablet, cell phone or even another computer) while you're singing on Zoom
- d. Load the video in your browser **while you're waiting to sing**. YouTube's Theater Mode looks nice if you're sharing your screen. Even better if you play any commercials so that we don't have to hear them!
- e. It's best if you share the specific browser window. Don't forget to click "Share sound"!



- f. If you like to see your audience, adjust your screen to show videos and/or chat
6. A note on duets, choruses and other ways of making music together:
- a. Singing together is one of my favorite things! I miss it terribly. But the protocols that make the internet so efficient make it really hard for people to sing together in real-time online.
  - b. We CAN all sing together, but the lag will make it sound horrible
  - c. A duet with alternating verses (e.g. "Leather and Lace" or "It Wasn't Me") could work
  - d. If you've seen videos of people singing "together" online they were probably made by recording each musician separately and mixing them together in post-production

- e. Asynchronous collaboration is possible with other apps like Twitch Sings and Smule (but maybe not for long?). We can't really do this for the party, but if you're interested, please let me know.