

# How to withdraw KRM tokens from OpenLedger to Karma Blockchain


## 1. Login in your OL account

×

Login using account model

ACCOUNT NAME

BASIC MEMBER #467676



tatiana1

PASSWORD

LOGIN

CANCEL

## 2. Go to Deposit/Withdraw

ACCOUNT

SEND

EXCHANGE

DEPOSIT/WITHDRAW


BALANCE: 0 BTS

SWITCH TO BASIC MODE

TATIANA1

⚙

🔒



Your deposit address is your account name!  
tatiana1

DEPOSIT BTS

SEND TO








My Portfolio0 BTS

Open orders0 BTS

Margin Positions0 BTS

Activity

Active

ASSET	QTY	PRICE (BTS)	24HR	VALUE (BTS)	SEND	DEPOSIT	WITHDRAW	TRADE	BORROW	SETTLE	HIDE
OPEN KRM		--	0.00%	--					-	-	
BTS						-	-	-	-	-	
TOTAL (BTS)				0 BTS							

**3. Chose "Withdrawal" (1),**  
then select OPEN.KRM (2),  
then press blue button "WITHDRAW NOW" (3).

The screenshot shows the OpenLedger withdrawal interface. At the top left, there is a link for "Fee schedule". Below it, the "TRANSFER SERVICE" is set to "Openledger (OPEN.X)". To the right, under "YOUR ACCOUNT:", the account name "tatiana1" is displayed with a pink grid icon. Below the transfer service, there are two tabs: "Gateway" and "Fiat". The main section has two instructions: "PLEASE SELECT THE COIN YOU WOULD LIKE TO WITHDRAW:" and "CHOOSE WHETHER YOU WANT TO MAKE A DEPOSIT OR WITHDRAWAL HERE:". Under the first instruction, a dropdown menu shows "OPEN.KRM" selected, with a red box and the number "2" next to it. Under the second instruction, there are two buttons: "Deposit" and "Withdrawal", with the "Withdrawal" button highlighted by a red box and the number "1" next to it. Below these, there are two columns: "Withdrawal summary" and "Withdrawal instructions". The "Withdrawal summary" column shows: "Asset to withdraw: OPEN.KRM", "You will receive: KRM", "Intermediate account: openledger-dex", and "Current balance :". The "Withdrawal instructions" column shows: "CLICK THE BUTTON BELOW TO OPEN KRM WITHDRAWAL:" and a blue button labeled "WITHDRAW NOW" with a red box and the number "3" next to it.

**4. Write the amount you would like to withdraw.**

If you have multiple currencies in your OpenLedger wallet, you can pick any currency in FEE dropdown list. Please notice, that for every transaction there is a commission 50KRM, plus OpenLedger gateway fee 1.5831 KRM.  
Copy your account name from Karma blockchain (see p.5) to the "Withdraw to address".

×

Withdraw KRM (KRM)

AMOUNT TO WITHDRAW

AVAILABLE : 509,939.36420 OPEN.KRM

OPEN.KRM

FEE

GATEWAY FEE

1.5831

OPEN.KRM ▼

50.000000

KRM

WITHDRAW TO ADDRESS

tatiana1

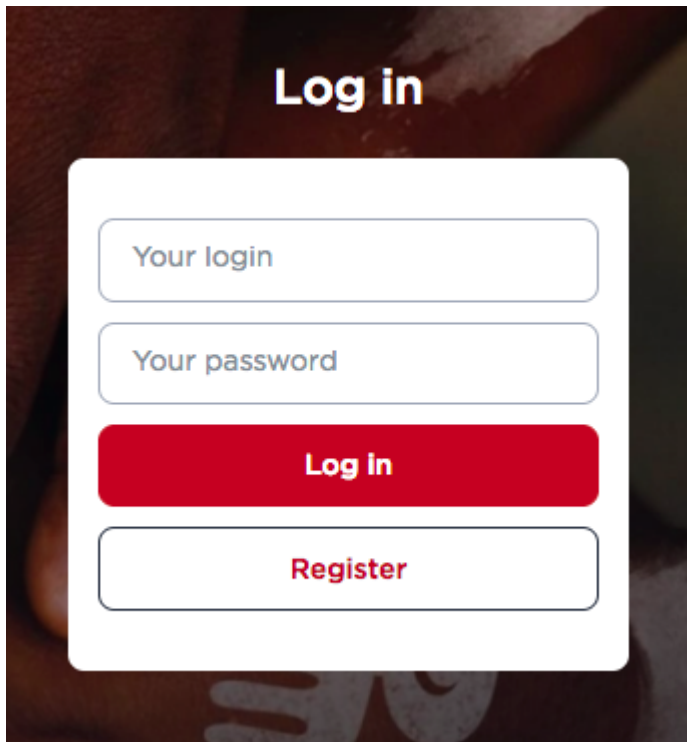
▼

MEMO / MESSAGE

WITHDRAW

CANCEL

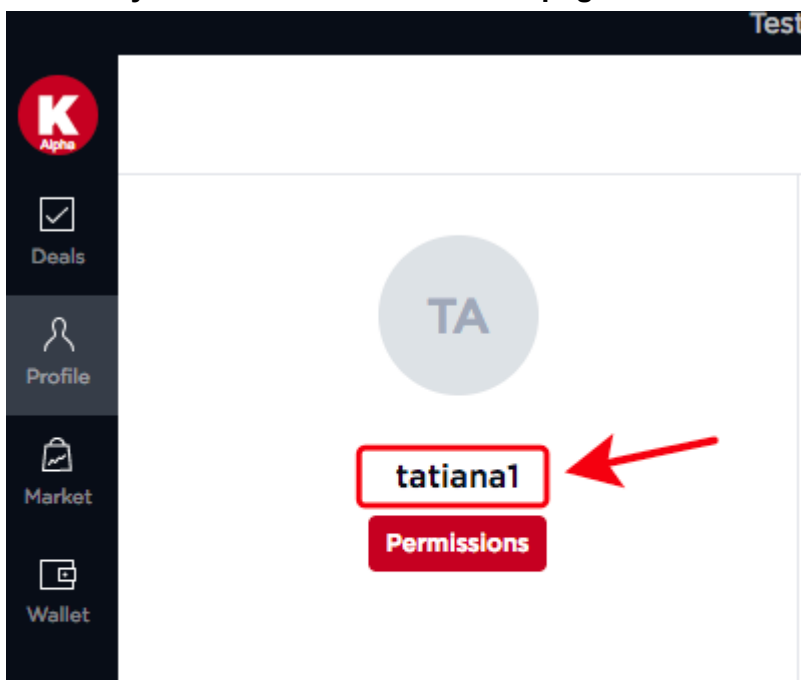
5. Register or Log in at [app.karma.red](https://app.karma.red)



**==> Please, double-check your password, remember and save it <==**

It's a blockchain, you will not have any opportunity to restore or change the password. So, if you will lose your password — all your funds will be lost, like in any other crypto.

#### 6. Check your account name in Profile page



#### 7. Come back to OL, check the withdraw to address, volume to transfer and press confirm button.

Please confirm the transaction

TRANSFER

Operation ID

From

To

Quantity

Memo / Message

Fee

tatiana1

openledger-dex

50.00000 OPEN.KRM

krm:tatiana1

20.81790 OPEN.KRM

CONFIRM

CANCEL

PROPOSE: ☐

8. Success! You can see tokens in your Wallet in Karma blockchain ([app.karma.red](http://app.karma.red))  
It may take about several minutes, please, be patient.

K

Deals

Profile

Market

Wallet

My Wallet

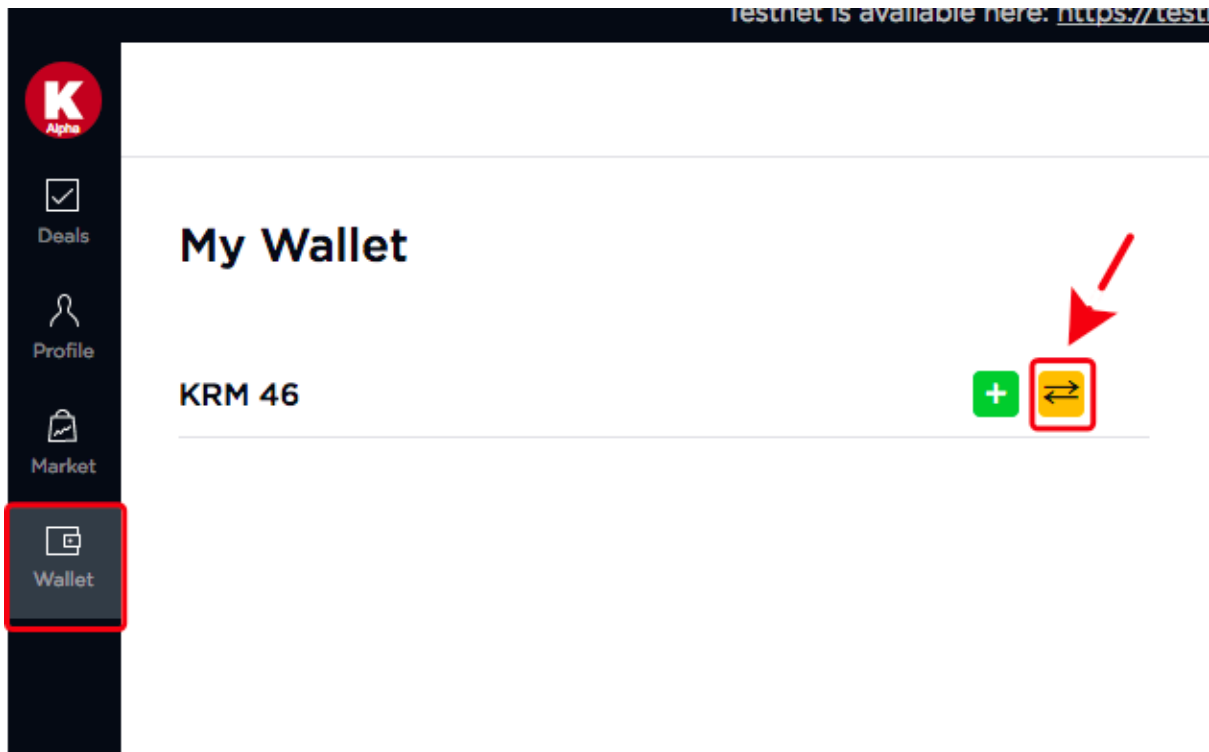
KRM 46

History

Date and Time	Block #	Description
01/04/2018, 15:06	211086	Transferred <b>46 KRM</b> from <a href="#">openledger-dex</a> to <b>you</b> <a href="#">Show memo message</a>
12/27/2017, 07:46	75056	You have successfully registered in Karma

# How to deposit KRM tokens from Karma Blockchain to OpenLedger

1. In Karma Blockchain ([app.karma.red](https://app.karma.red)) choose Wallet  
and then click yellow "Transfer" icon




2. Login in to your OL account

Login using account model

ACCOUNT NAME

BASIC MEMBER #467676

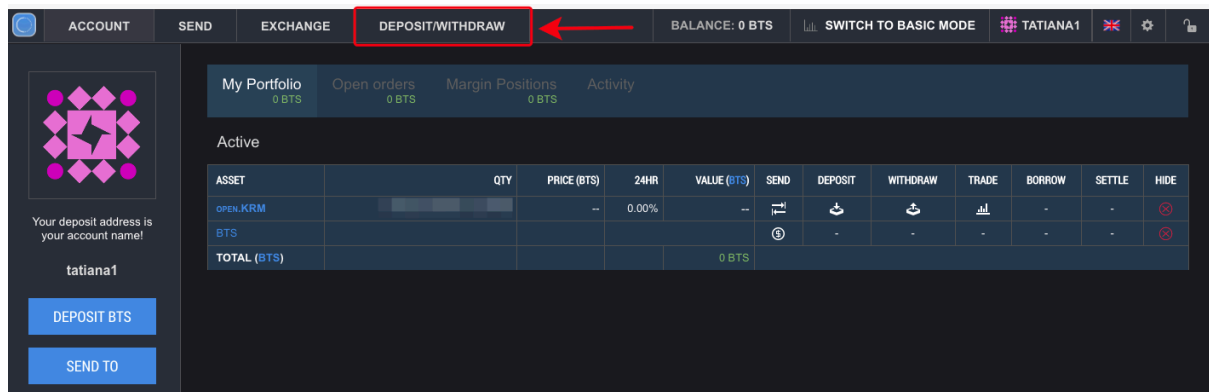


PASSWORD

LOGIN

CANCEL

### 3. Go to Deposit/Withdraw

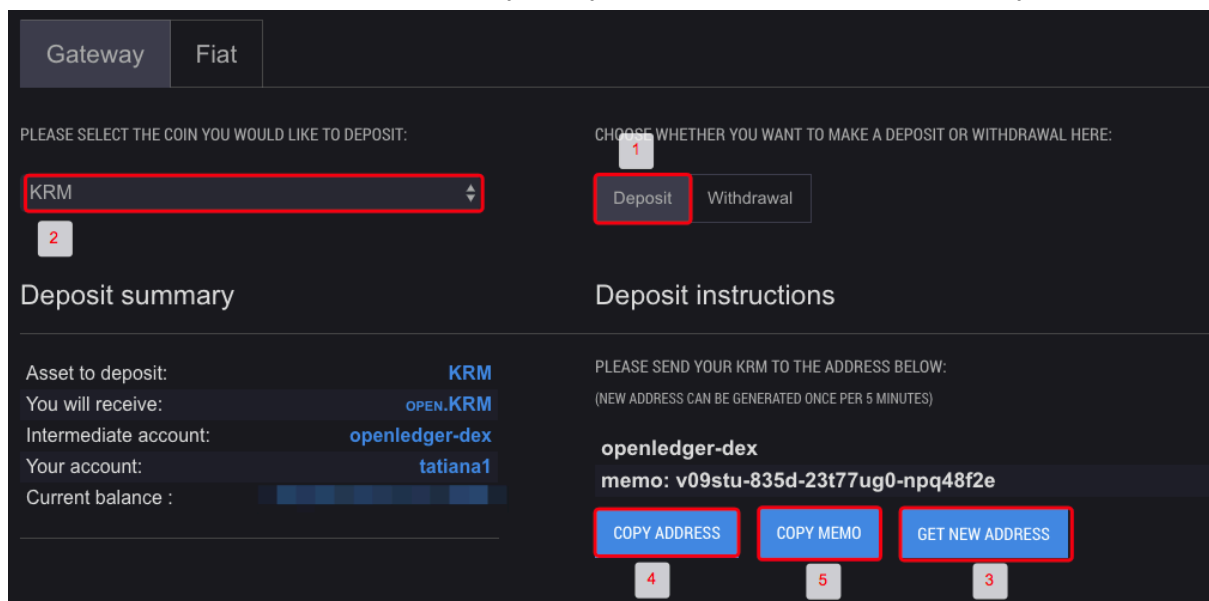


### 3. Choose "Deposit" (1),

then select KRM (2).

Then you need to press blue button "GET NEW ADDRESS"(3) and wait until address and memo text appears.

To copy address and memo to Karma blockchain use only "COPY ADDRESS"(4) and "COPY MEMO"(5) buttons. Do not copy with your mouse or touchpad, use only blue buttons.



4. Paste copied address and memo in Karma Blockchain transfer form.  
Put the memo in "message" field.

## Transfer KRM



Current KRM in your wallet  
46 KRM

Amount to transfer

Recipient`s login

Message:

**Transfer**

5. Confirm transaction with your Karma app password.

Enter your password



**Confirm**

6. Success!



In a few minutes you should see new transfer inside the OL Account — Activity.

TRANSFER	openledger-dex sent 30.00000 OPEN.KRM to <a href="#">tatiana1</a> - (pending 1 blocks)
----------	---