

Preparing in Advance for Possible ICE Detention

☐ Legal & Emergency Contacts

- ☐ Decide on a trusted person who you will call if you are detained. (Friend or family member, preferably a U.S. citizen or legal resident.)
 - ☐ Memorize your trusted person's phone number
 - ☐ Choose an immigration attorney from the [MN attorney list](#)
 - ☐ Memorize attorney's phone number or keep it on a card
 - ☐ Post the [If Detained - What to do Immediately](#) and [MN attorney list](#) document in your home
 - ☐ Share the [If Detained - What to do Immediately](#) and [MN attorney list](#) with your trusted person
-

☐ Children & Dependents

- ☐ Set up a Power of Attorney with a trusted person
 - Information about Power of Attorney [here](#) and forms [here](#)
 - The Power of Attorney forms must be notarized. Northfield Public Library has notaries on staff who will notarize for free

If you have minor children:

- ☐ Choose a trusted caregiver (preferably U.S. citizen or legal resident)
- ☐ Complete a Delegation of Parental Authority (DOPA)
 - Information about DOPA [here](#) and forms [here](#)
 - The DOPA must be notarized. Northfield Public Library has notaries on staff who will notarize for free
- ☐ Give DOPA contact information to schools- if they accept it

- ☐ If your minor child is a U.S. citizen, get them a passport.
 - Information about applying passports [here](#)
 - You can apply for the passports at the Northfield Library
 - If you need assistance, call NSN (507) 246-2109
 - ☐ Create a care plan for children, elders, or others you support
 - ☐ Include medications, allergies, doctors, and insurance info
-

☐ **Finances & Bills**

- ☐ Add a trusted person to your bank account
 - ☐ Make a list of bills to be paid (rent/mortgage, utilities, insurance, legal fees)
 - ☐ Write down due dates for each bill
 - ☐ Create a power of attorney with a trusted person who can manage your finances
-

☐ **Important Documents**

Keep in one folder and tell trusted people where it is. If documents are in a safe, make sure the key is accessible to them and not carried with you.

- ☐ Copies of ID cards
- ☐ Copies of immigration documents
- ☐ Alien Registration Number (A-Number), if you have one
- ☐ Birth certificates (family)
- ☐ DOPA (if applicable)
- ☐ Social Security cards (family)
- ☐ Marriage certificate (if applicable)
- ☐ Restraining orders (if applicable)
- ☐ Written immigration history for your lawyer:

- Date you entered the U.S.
- Any travel outside the U.S.
- Any contact with immigration or border enforcement
- Any criminal history


- ☐ Copies of last 5 years of tax returns
 - ☐ Proof of housing (rent/mortgage, utility bills)
 - ☐ Medical records for yourself
 - ☐ Information about your employer
-

☐ **Passports & Safe Storage**

- ☐ U.S. passports for U.S.-citizen children
- ☐ Store passports with important documents

If you have a safe deposit box:

- ☐ Keep the key with your documents

 If the key is taken with you, no one else can access the box



☐ **Family Awareness & Planning**

- ☐ Share your plan with family
- ☐ Share any specific wishes
- ☐ Make sure family knows to contact a lawyer immediately and they have the [MN immigration lawyer list](#) and the [If Detained - What to do Immediately](#) document
- ☐ Make sure family knows how to find you:



- ICE Detainee Locator: <https://locator.ice.gov/odls/#/search>
 - They will need your A-Number and country of birth
 - You will only show up in the ICE locator once you have been checked into a detention facility (like in El Paso) - not while you are being processed at the Whipple Center
-

☐ **Know Your Rights**

If detained:

- ☐  Stay silent - do not talk or answer questions.
 - Say: "I am using my right to stay silent."
 - Ask: "Where am I being detained?"
 - Ask: "What is my A number?"
 - ☐  Do not sign anything
 - ☐ Ask for your phone call - call your trusted person (friend, family member, or attorney - preferably a US citizen)
-

☐ **Know What To Do at Whipple**

- ☐ Call your trusted person and tell them your Alien or A number
 - If ICE doesn't give you your A number, ask for it
-  Your A number will be necessary to establish contact once you are in ICE detention
- ☐ Ask your trusted person to contact a lawyer **immediately** - within 1-2 hours
 - You need the lawyer to file a habeas petition as quickly as possible on the same day you are detained
- ☐ If you live in Rice County, ask your trusted person to call NSN (507-246-2109) for help contacting a lawyer if you do not already have one
- ☐ Write any phone numbers you need on your arm
-  You will not have your phone while detained