
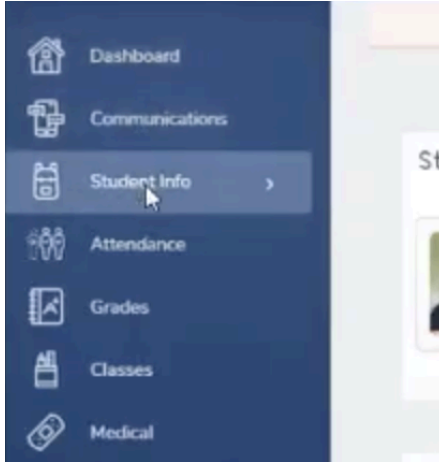
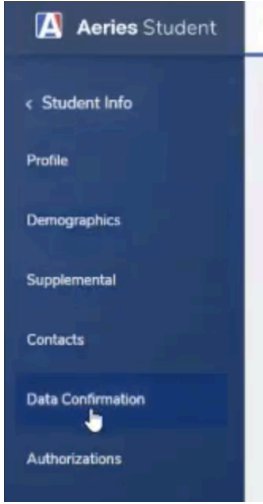
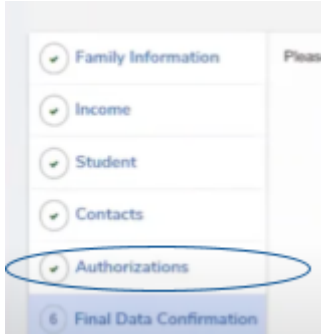


Guide: How Parents Can Update Data Confirmation/Authorizations

All information can be edited except income.

<p>1. Login to the Parent Portal https://parent.ousd.org</p>	<p>2. Go to Student Info</p>
	
<p>3. Go to Data Confirmation</p>	<p>4. Select Authorizations</p>
	
<p>5. Scroll Down to Change a Response in the Authorizations</p>	<p>6. Finish and Submit</p>
