

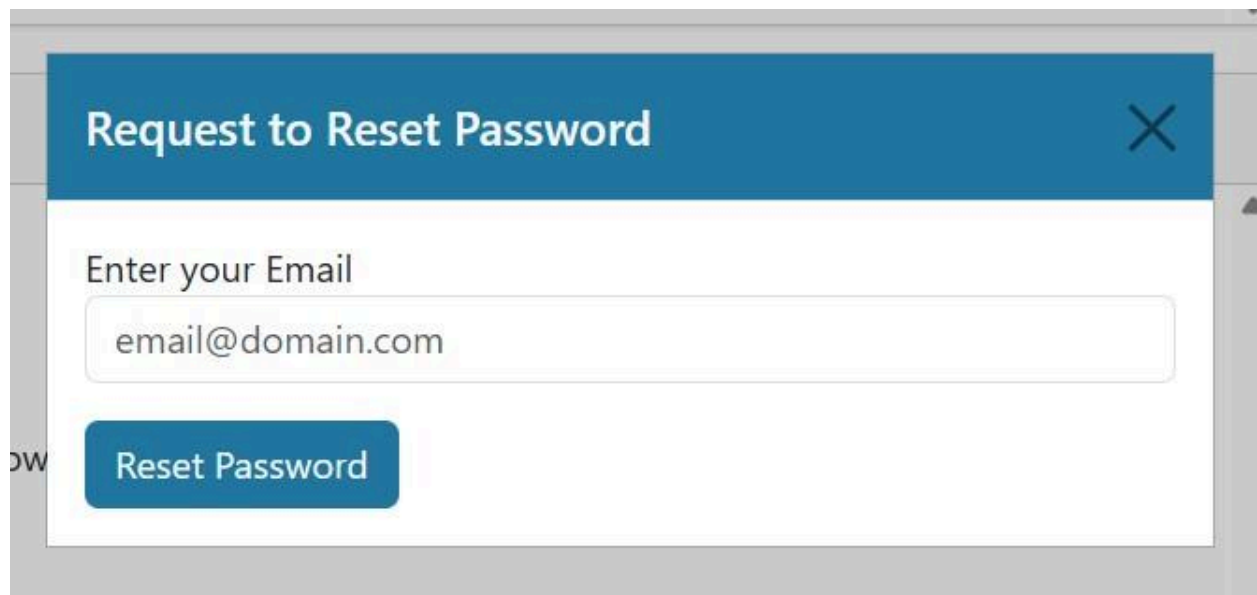


Password Reset

If you have an account and cannot remember your password, click on the “forgot your password?” Link under the sign in button:

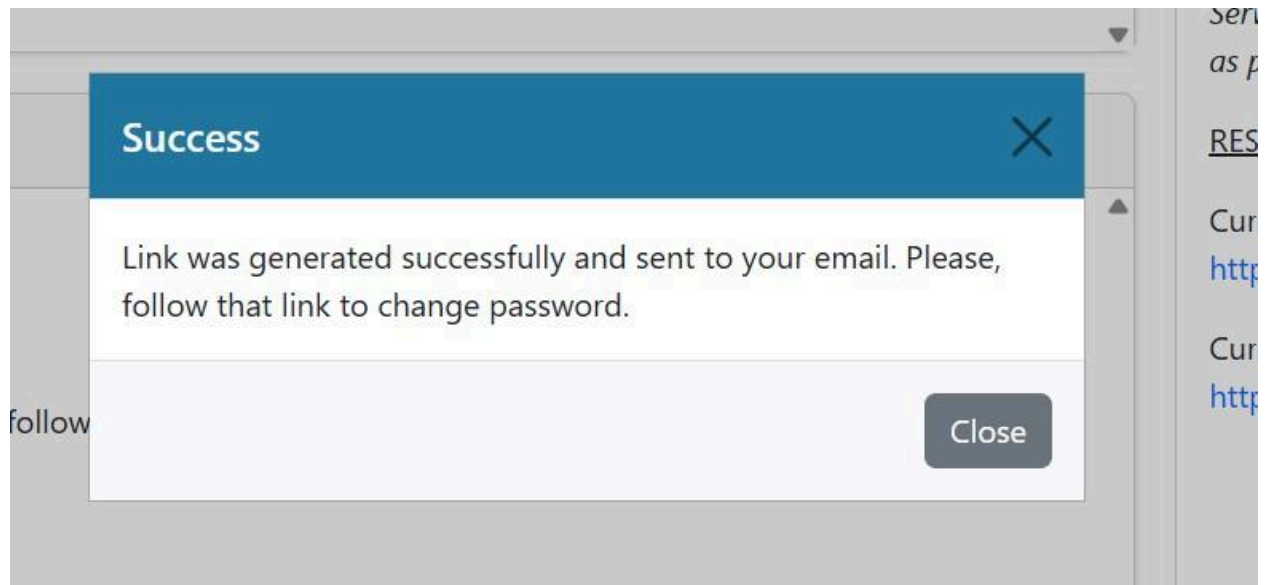
A screenshot of a web application's login interface. At the top is a blue header bar with a white lock icon and the text "Sign in to currlQūnet META", followed by a close button (X). Below the header are two input fields: "Email" with the placeholder "email@domain.com" and "Password" with the placeholder "Password" and a toggle icon. A blue "Sign in" button is positioned below the password field. At the bottom of the form, there is a link "Forgot your password?" which is highlighted with a red rectangular box, and a link "Request access" to its right. The background shows a blurred view of a web page with some text like "The Ser as", "RES", "Cur", "htt", and "d follow".

Enter the email that you used for your Curricunet account:



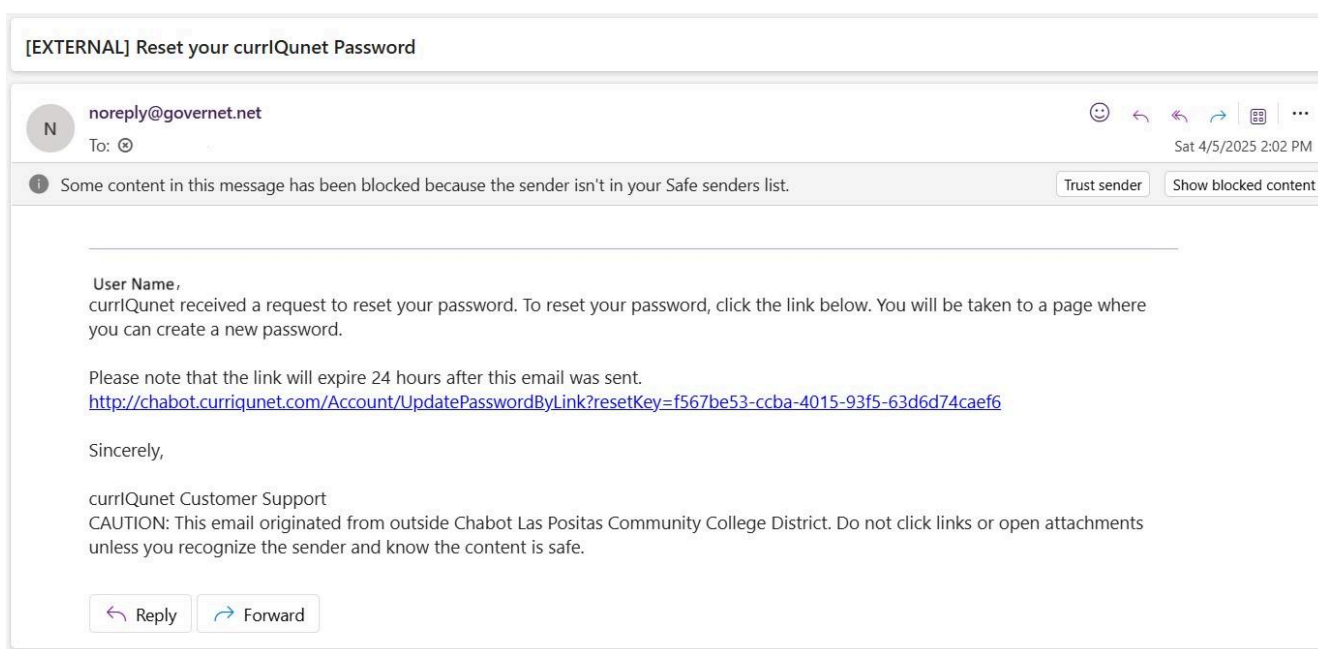
A screenshot of a web browser showing a modal dialog box titled "Request to Reset Password". The dialog has a blue header bar with a close button (X) in the top right corner. Below the header, the text "Enter your Email" is displayed above a text input field. The input field contains the email address "email@domain.com". Below the input field is a blue button labeled "Reset Password".

A notification will pop up confirming that a link to reset your password was sent to your email account



A screenshot of a web browser showing a modal dialog box titled "Success". The dialog has a blue header bar with a close button (X) in the top right corner. Below the header, the text "Link was generated successfully and sent to your email. Please, follow that link to change password." is displayed. At the bottom right of the dialog is a grey button labeled "Close".

The email will look like this:



If you are still experiencing problems or are unsure if you have an account please contact:

Jessica Vile
Curriculum & Scheduling Specialist
jvile@chabotcollege.edu