


These are decorative items that work by being mounted into item frames.


Index

- [Beds](#)
- [Computers](#)
- [Desks](#)
- [Lamps](#)
- [Lanterns](#)
- [Mirrors](#)
- [Paintings](#)
- [Planters](#)
- [Portals](#)
- [Posters](#)
- [Pride Flags](#)
- [Sinks](#)
- [Sofas](#)
- [Statues](#)
- [Storage](#)
- [Stoves](#)
- [Toilets](#)
- [Tree Tops](#)
- [TV Screens](#)

I will not grant requests for access to edit the doc. If you would like to make a suggestion, message me on youtube/PMC/MCF/Curseforge.




Legend:

 = Rename with an anvil. (Names are case-insensitive.)

 = Enchantment



Beds



Item	Base Item	Creation Steps
	 Emerald	 <wood type> Bed <wood type> = Birch, Oak,




Wooden Bedframe		Jungle, Acacia, Spruce, Dark Oak Ex: Oak Bed
-----------------	--	---

Computers

Item	Base Item	Creation Steps
 <p>Monitors</p>	 Emerald	 Black Monitor  White Monitor
 <p>Computer Rigs</p>	 Emerald	 <colour> Computer <colour> = Red, Orange, Yellow, Lime, Green, Cyan, Light Blue, Blue, Purple, Magenta, Pink, Brown, White, eLight Gray, Gray, Black Ex: Blue Computer
 <p>Laptops</p>	 Emerald	 <colour> Laptop <colour> = Red, Orange, Yellow, Lime, Green, Cyan, Light Blue, Blue, Purple, Magenta, Pink, Brown, White, Light Gray, Gray, Black Ex: Orange Laptop







Desks



Item	Base Item	Creation Steps
 <p>Wooden Desk</p>	 Emerald	 <wood type> Desk <wood type> = Birch, Oak, Jungle, Acacia, Spruce, Dark Oak Ex: Oak Desk

Lamps









Item	Base Item	Creation Steps
 <p>Table Lamps</p>	 Glowstone Dust	 <colour> Table Lamp <colour> = Red, Orange, Yellow, Green, Blue, Purple, Pink, White, Black
 <p>Standing Lamps</p>	 Glowstone Dust	 <colour> Standing Lamp <colour> = Red, Orange, Yellow, Green, Blue, Purple,




		Pink, White, Black
--	--	--------------------




Lanterns


















Item	Base Item	Creation Steps
 <p>Paper Lanterns</p>	 <p>Paper</p>	 <p><colour> Paper Lantern</p> <p><colour> = Red, Orange, Yellow, Green, Blue, Purple, Pink, White</p>
 <p>Stone Lanterns</p>	 <p>Glowstone Dust</p>	 <p><material> Lantern</p> <p><material> = Andesite, Diorite, Granite, Obsidian, Cast Iron, Quartz, Nether, End</p> <p>Ex: Andesite Lantern</p>

Mirrors

Item	Base Item	Creation Steps
 <p>Wooden Wall Mirrors</p>	 <p>Emerald</p>	 <p><wood type> Mirror</p> <p><wood type> = Birch, Oak, Jungle, Acacia, Spruce, Dark Oak</p> <p>Ex: Oak Mirror</p>




 <p>Wooden Standing Mirrors</p>	 Emerald	 <wood type> Standing Mirror <wood type> = Birch, Oak, Jungle, Acacia, Spruce, Dark Oak Ex: Oak Standing Mirror
--	---	--

Paintings

Item	Base Item	Creation Steps
 <p>Arcadia</p>	 Paper	 Arcadia
 <p>Mona Lisa</p>	 Paper	 Mona Lisa
 <p>The Scream</p>	 Paper	 The Scream
 <p>Starry Night</p>	 Paper	 Starry Night
 <p>Sunset Lake</p>	 Paper	 Sunset Lake










Planters






Item	Base Item	Creation Steps
 <p>Wooden Planters</p>	 <p>Emerald</p>	 <p><wood type> Planter</p> <p><wood type> = Birch, Oak, Jungle, Acacia, Spruce, Dark Oak</p> <p>Ex: Oak Planter</p>

Portals







Item	Base Item	Creation Steps
         <p>Portals</p>	 <p>Glowstone Dust</p>	 <p>Red Portal</p>  <p>Orange Portal</p>  <p>Yellow Portal</p>  <p>Lime Portal</p>  <p>Green Portal</p>  <p>Cyan Portal</p>  <p>Light Blue Portal</p>  <p>Blue Portal</p>  <p>Purple Portal</p>

		 Magenta Portal  Pink Portal  Brown Portal  White Portal  Light Gray Portal  Gray Portal  Black Portal  Rainbow Portal
---	--	---

Posters

Item	Base Item	Creation Steps
 Steven Universe Poster	 Paper	 Believe in Steven

Pride Flags


Item	Base Item	Creation Steps
 Ally Pride Flag	 Paper	 Ally Pride Flag
 Agender Pride Flag	 Paper	 Agender Pride Flag







 <p>Androgynous Pride Flag</p>	 <p>Paper</p>	 <p>Androgynous Pride Flag</p>
 <p>Aromantic Pride Flag</p>	 <p>Paper</p>	 <p>Aromantic Pride Flag</p>
 <p>Asexual Pride Flag</p>	 <p>Paper</p>	 <p>Asexual Pride Flag</p>
 <p>Bisexual Pride Flag</p>	 <p>Paper</p>	 <p>Bisexual Pride Flag</p>
 <p>Demiromantic Pride Flag</p>	 <p>Paper</p>	 <p>Demiromantic Pride Flag</p>
 <p>Demisexual Pride Flag</p>	 <p>Paper</p>	 <p>Demisexual Pride Flag</p>
 <p>Gay Pride Flag</p>	 <p>Paper</p>	 <p>Gay Pride Flag</p>
 <p>Genderfluid Pride Flag</p>	 <p>Paper</p>	 <p>Genderfluid Pride Flag</p>

 <p>Genderqueer Pride Flag</p>	 <p>Paper</p>	 <p>Genderqueer Pride Flag</p>
 <p>Intersex Pride Flag</p>	 <p>Paper</p>	 <p>Intersex Pride Flag</p>
 <p>Lesbian Pride Flag</p>	 <p>Paper</p>	 <p>Lesbian Pride Flag</p>
 <p>Neutrois Pride Flag</p>	 <p>Paper</p>	 <p>Neutrois Pride Flag</p>
 <p>Nonbinary Pride Flag</p>	 <p>Paper</p>	 <p>Nonbinary Pride Flag</p>
 <p>Pansexual Pride Flag</p>	 <p>Paper</p>	 <p>Pansexual Pride Flag</p>
 <p>Polysexual Pride Flag</p>	 <p>Paper</p>	 <p>Polysexual Pride Flag</p>
 <p>Transgender Pride Flag</p>	 <p>Paper</p>	 <p>Transgender Pride Flag</p>
 <p>Two Spirit Pride</p>	 <p>Paper</p>	 <p>Two Spirit Pride Flag</p>




Flag		
------	--	--







Sinks






Item	Base Item	Creation Steps
 <p>Wooden Sink</p>	 Emerald	 <wood type> Sink <wood type> = Birch, Oak, Jungle, Acacia, Spruce, Dark Oak Ex: Spruce Sink
 <p>Basic Sink</p>	 Emerald	 <colour> Sink <colour> = Golden, Diamond Ex: Golden Sink

Sofas

Item	Base Item	Creation Steps
 <p>Single Wooden Sofa</p>	 Emerald	 <colour> <wood type> Sofa 1 <colour> = Red, Orange, Yellow, Lime, Green, Cyan, Light Blue, Blue, Purple, Magenta, Pink, Brown, White, Light Gray, Gray, Black <wood type> = Birch, Oak,







		Jungle, Acacia, Spruce, Dark Oak Ex: Red Acacia Sofa 1
 Double Wooden Sofa	 Emerald	 <colour> <wood type> Sofa 2 <colour> = Red, Orange, Yellow, Lime, Green, Cyan, Light Blue, Blue, Purple, Magenta, Pink, Brown, White, Light Gray, Gray, Black <wood type> = Birch, Oak, Jungle, Acacia, Spruce, Dark Oak Ex: Red Acacia Sofa 2
 Triple Wooden Sofa	 Emerald	 <colour> <wood type> Sofa 2 <colour> = Red, Orange, Yellow, Lime, Green, Cyan, Light Blue, Blue, Purple, Magenta, Pink, Brown, White, Light Gray, Gray, Black <wood type> = Birch, Oak, Jungle, Acacia, Spruce, Dark Oak Ex: Red Acacia Sofa 3

Statues

Item	Base Item	Creation Steps
 1000 Items Statue	 Emerald	 1000 Items Statue


Storage



Item	Base Item	Creation Steps
 <p>Wooden Nightstands</p>	 Emerald	 <wood type> Nightstand <wood type> = Birch, Oak, Jungle, Acacia, Spruce, Dark Oak Ex: Spruce Dresser
 <p>Wooden Dressers</p>	 Emerald	 <wood type> Dresser <wood type> = Birch, Oak, Jungle, Acacia, Spruce, Dark Oak Ex: Spruce Dresser







Stoves




Item	Base Item	Creation Steps
 <p>Basic Stove</p>	 Emerald	 <colour> Stove <colour>= White, Gray, Black, Golden, Diamond, Red, Orange, Green, Blue,

		Pink Ex: White Stove
--	--	-------------------------







Toilets

Item	Base Item	Creation Steps
 <p>Wooden Toilet</p>	 Emerald	 <wood type> Toilet <wood type> = Birch, Oak, Jungle, Acacia, Spruce, Dark Oak Ex: Spruce Toilet
 <p>Basic Toilet</p>	 Emerald	 <colour> Toilet <colour> = White, Black, Golden, Diamond Ex: Golden Toilet

Tree Tops



Item	Base Item	Creation Steps
------	-----------	----------------

 Oak Topper 	 Emerald	 <colour> Oak Top  <colour> Oak Middle <colour> = Red, Orange, Yellow, Lime, Green, Cyan, Light Blue, Blue, Purple, Magenta, Pink, Brown, White, Light Gray, Gray, Black Ex: Red Oak Top
 Spruce Topper 	 Emerald	 <colour> Spruce Top  <colour> Spruce Middle <colour> = Red, Orange, Yellow, Lime, Green, Cyan, Light Blue, Blue, Purple, Magenta, Pink, Brown, White, Light Gray, Gray, Black Ex: Red Spruce Top

TV Screens

Item	Base Item	Creation Steps
 Medium TV  Big TV	 Glowstone Dust	 Medium TV  Big TV

Item Count: 534