

Made by Hawk. Hope you guys enjoy and find this useful. If you want to stay tuned for more lineups/guides and coaching videos, check me out on Youtube and Twitter!

<https://www.youtube.com/c/MrHawk88>

<https://x.com/MrHawk88YT>

Lineup Video: <https://youtu.be/2np0oGXHH44?si=7ogMSsFI7TyZ0MI>

A Site ATK

A Main

Fast A main info



1 bounce max charge



Normal reveal



1 charge




Outside the map and back



A Site

Front site



2 charge

Backsite outside



1 bounce, 2 charge



Backsite



2 charge



Backsite electrical wire



2 charge, lineup top of the "1" with edge of this



A anti retake

Tseeky anti retake/spam



1 bounce, full charge



A site shock darts

Snapiex Default Plant on A (the more front plant)

If spike is planted here




Lineup with this wall



2 charge 1 bounce



you can use this spacing as a guide



2 charge 1 bounce



Fast A Main Dmg



2 bounce, full charge



Cross map dart

Tseeky A fake dart

Go to spawn and lineup with this



Then aim here and do 2 charge



Misc.

Outside the map drone pathing

You can drone outside the map from A main

B Site ATK

B Main

Fast Main Info



JPKay B main/Front site dart can be easily shot from far away)



1 bounce, 2 charge



B Site

GOD Reveal all OP angles



2 charge, 1 bounce



Another GOD arrow (not off barrier)



Full charge, 2 bounce



DANYGEN lineup for site



Full charge 2 bounce



B anti retake

Hawks Anti Retake

All of the normal B site darts are good anti retake but heres a custom one. You can chose if you want to bounce it or not depending on where the other team is while scaling
Back against this wall looking at this

B site shock darts

Stormgg Backsite Double Shock



2 charge



1 charge



Average Jonas Shocks



2 charge





1 charge

Optional recon 1 charge



Backsite Single Shock

1 bounce max charge, make sure the place your aiming is tight to the pillar



Cross map dart

Tseiky B fake dart



Full charge, 1 bounce



Misc.

Mid ATK

Mid Info

Mid Aggression Dart

Cant be broken by a teammate playing far back



Shock darts

Top Mid HARD

Con: hard. Pro: lands fast



1 bounce, jump, 2 charge



Top Mid Easy

Con: Lands slow. Pro: very easy to shoot



2 bounce, 2 charge



A Site DEF

A Main

Fastest Scanning



Tower to A main (anti exec/spam/retake dart)



Tseeky Ult Combo Dart



1 bounce, max charge



A Lobby

JPKay Outside to Lobby



1 bounce, 2 charge (if ur having trouble, make sure ur aiming this low)



A retake

JPKay God Retake



1 bounce, max charge



A Main Retake



2 charge



Cross map

A to B while rotating



2 charge while running



Shock darts

A main choke double shock



1st shock. 1 bounce, 2 charge



2nd shock. 2 bounce full charge



B Site DEF

B Main

Fast B Main Info



1 bounce, full charge



B Lobby

Deep B Lobby



1 bounce, max charge



B retake

JPKay Frontsite Retake



1 bounce, full charge



Backsite Retake from Link



1 bounce, full charge



Heaven Retake Dart

Heaven may be smoked off so we have to be creative with what we lineup with





1 bounce, full charge (aim in the middle of where the lighter paint fades and where the lighter section goes up)



Cross map

B to A dart while rotating

Shooting this dart while moving or standing still with ur back against this



Aim right above this sharp edge in the rock and 2 charge

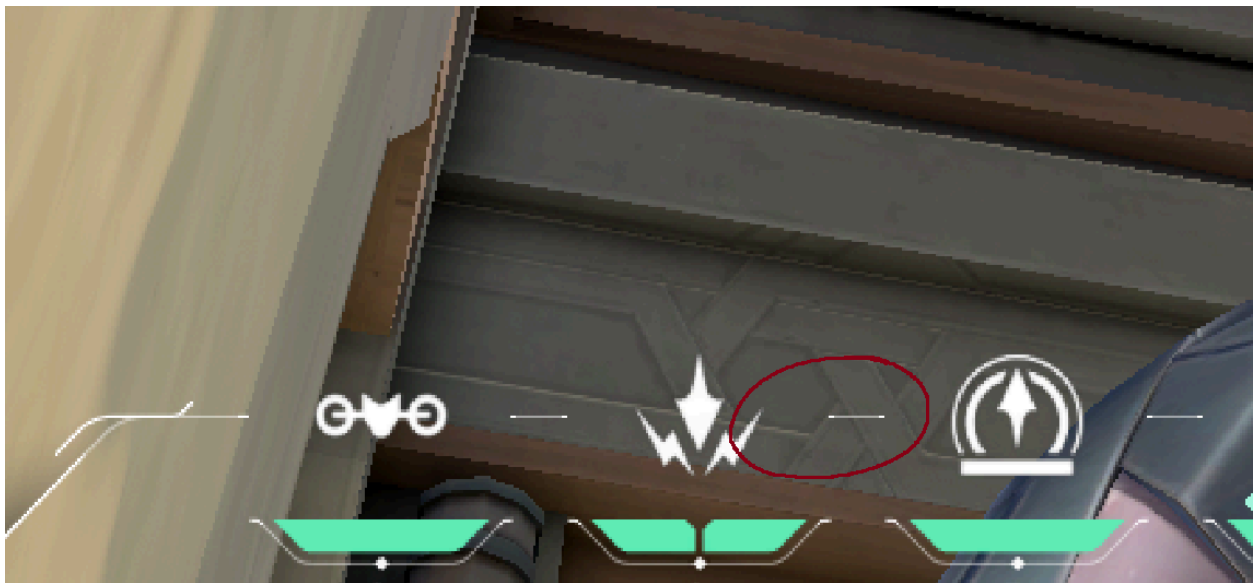


Shock darts

Snapiex Orb Double Shock



1st shock. 1 bounce 2 charge



Wait 4 seconds. 2nd shock. 1 bounce 1 bar. Top right of charge bar a little bit to the right of the top of this box

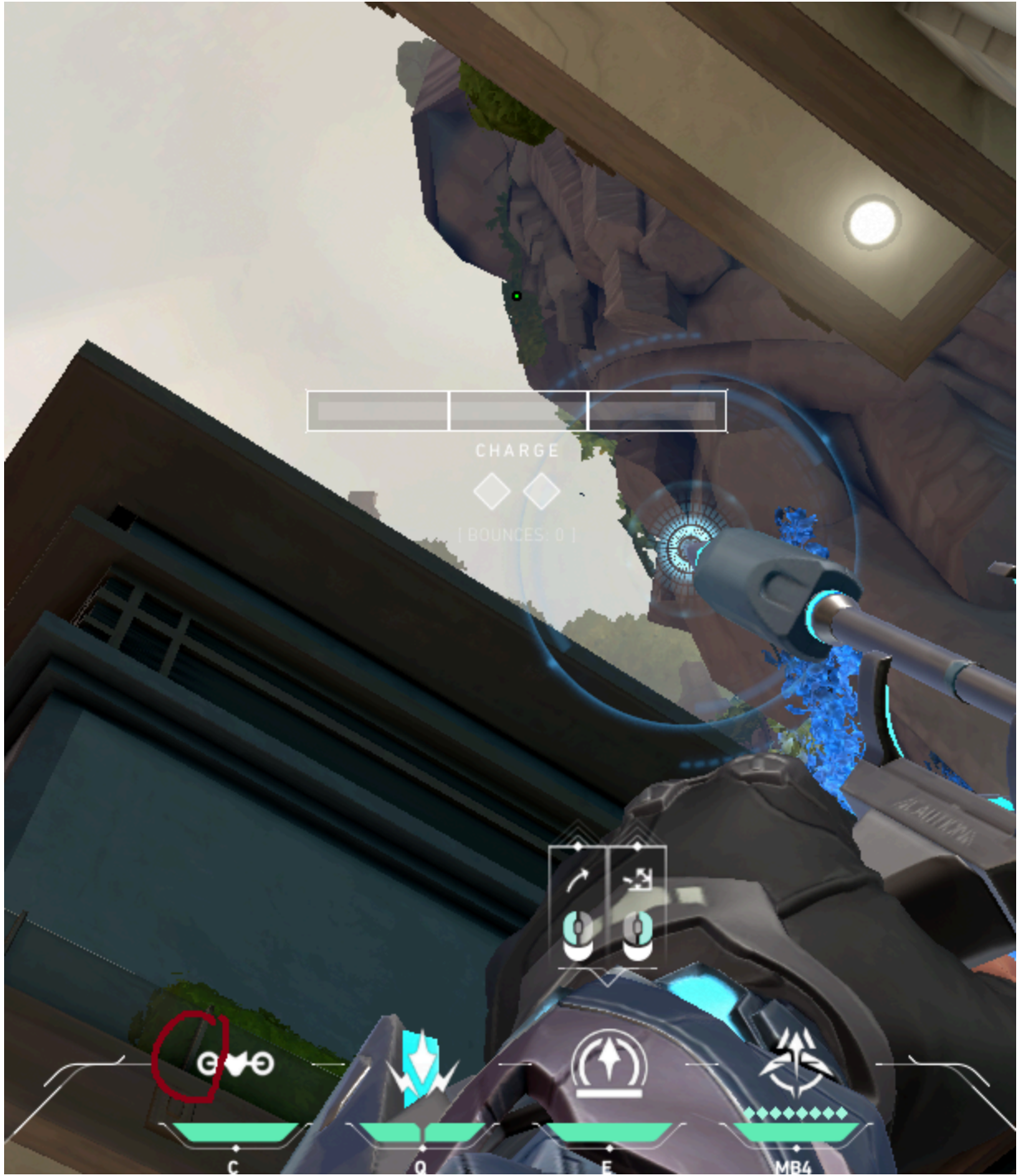


Wait 4 seconds between shocks

Snapiex Anti plant shocks



1 bounce 2 charge.



Mid DEF

Mid info

Fast Landing Mid Dart

Very fast landing, they will have their knife out and not shoot this the first time its thrown



Shock darts