

Forms Online

[If you're a new parent:](#)

[If your student is already enrolled in ACS school:](#)

[Forgot your password?](#)

[Troubleshooting](#)

If you're a new parent:

You will receive a letter like this one:

ACS Hillingdon
108 Vine Lane
Uxbridge, UB10 0BE

June 5, 2023

RE: [REDACTED]

To the Parent/Guardian of [REDACTED]

ACS Hillingdon is pleased to provide you with access to current grades, attendance and more, for all students at ACS Hillingdon, via our online platforms PowerSchool and Schoology. Once created, an account is valid through all the upcoming terms and years as your student progresses through school.

In order to access the grades, attendance and report cards, you will need to first create an account on PowerSchool:

1. Open an Internet browser on your computer.
2. Enter <https://uk-ps.acs-schools.com/public> into the address bar.
3. Click the *Create Account* tab and then the *Create Account* button.
4. Complete the fields on the top half of the page. We recommend the *first part* of your email address as your username (*Do NOT use any special characters such as @ . & % etc)
5. To link Omar to your account, enter their full name, Access ID, and Access Password into the appropriate fields.

The Access ID for [REDACTED] is: [REDACTED]

The Access Password for [REDACTED] is: [REDACTED]



Here you will find the credentials for the login to PowerSchool

6. Select your relationship to the student from the drop-down menu.
7. If you have other students at ACS, you can also add their details here (maximum of 7). You can also add additional students once you are logged in to PowerSchool, via the *Account Preferences* button.
8. Click the blue *Enter* button to finish creating your account.
9. Once created, enter the username and password you chose for your account to view your student's information. Remember to log off when you are finished.

Please note the following:

- The above Access ID and Access Password may be shared with anyone you allow to create a PowerSchool account. This may include another parent, step-parents, or other people who wish to be kept informed of school progress.
- Please keep your passwords confidential. Remember your username and password, as the Access ID and Access Passwords cannot be used to log in to PowerSchool, only to create the account.

Schoology is the ACS Hillingdon Parent Communications & ACS wide Communications. Once your parent account is created as above, you will need to wait up to 24-48 hours to ensure your Schoology account is synchronised. Your password from PowerSchool does not synchronise to Schoology, so you need to navigate to: <https://app.schoology.com> and click on the option "Forgot Password". You will receive an email from Schoology with a link to set your password. We suggest you make it the same as your PowerSchool one for ease of reference. Once the password is set you will login to Schoology using your email address and this password you have just created.

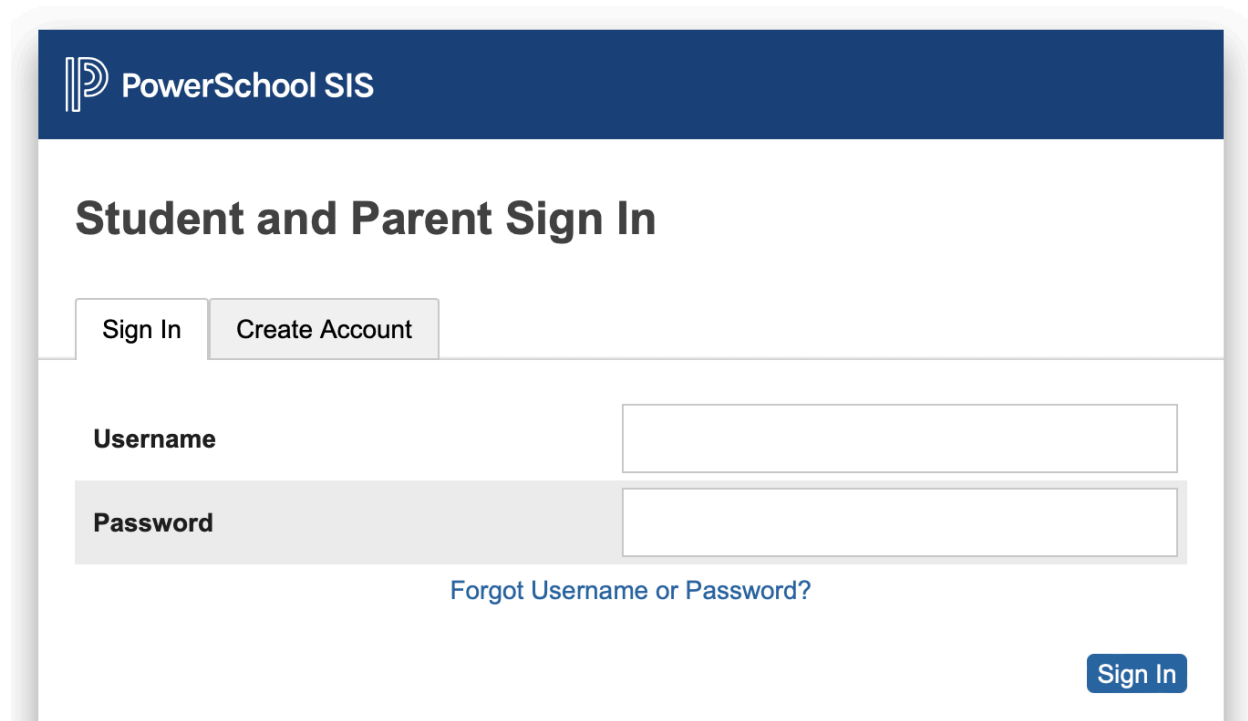
Once you have successfully created your account(s), you may discard this letter. Please keep passwords confidential so only registered accounts can access the information.

If you have any questions regarding the use of PowerSchool or Schoology, please contact our DTL Team at hill-dtl@acs-schools.com.

Sincerely,

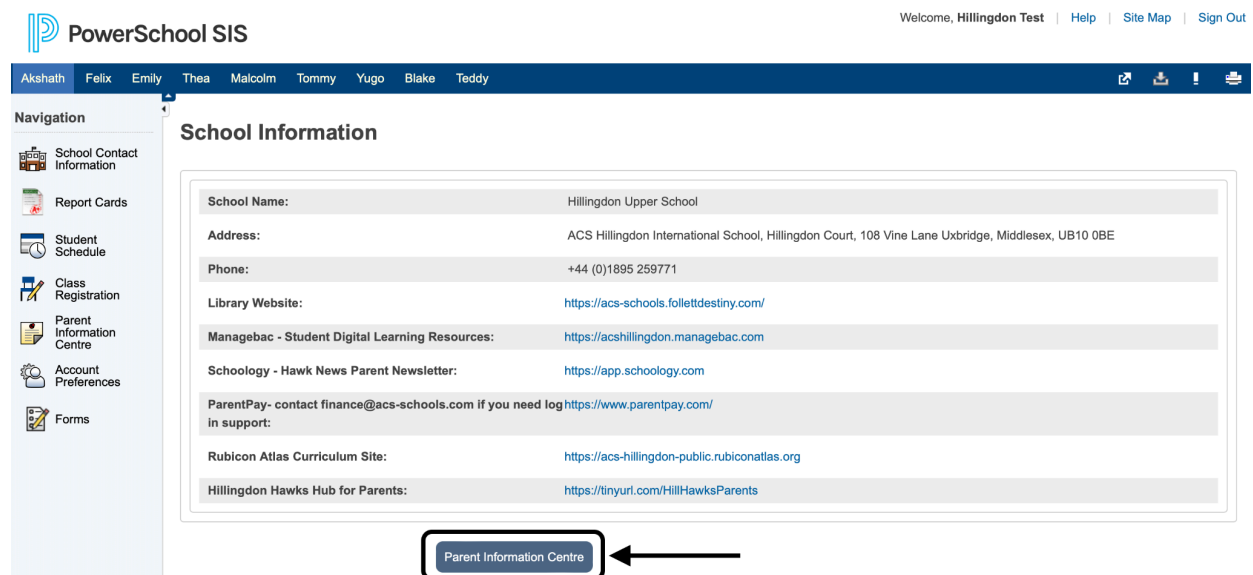
The DTL Team - Hillingdon

Go to the website: <https://uk-ps.acs-schools.com/public/home.html>



The image shows the 'Student and Parent Sign In' page of the PowerSchool SIS. At the top, there is a dark blue header with the PowerSchool SIS logo. Below the header, the title 'Student and Parent Sign In' is displayed in a large, bold, dark font. Underneath the title, there are two buttons: 'Sign In' and 'Create Account'. The 'Sign In' button is highlighted. Below these buttons, there are two input fields: 'Username' and 'Password'. The 'Password' field is highlighted. Below the input fields, there is a link that says 'Forgot Username or Password?'. In the bottom right corner, there is a blue button that says 'Sign In'.

Click on **Parent Information Centre**:



The image shows the 'Parent Information Centre' page of the PowerSchool SIS. At the top, there is a dark blue header with the PowerSchool SIS logo. Below the header, there is a navigation bar with the following links: Akshath, Felix, Emily, Thea, Malcolm, Tommy, Yugo, Blake, Teddy. To the right of the navigation bar, there are links for 'Welcome, Hillingdon Test', 'Help', 'Site Map', and 'Sign Out'. Below the navigation bar, there is a 'Navigation' sidebar with the following links: School Contact Information, Report Cards, Student Schedule, Class Registration, Parent Information Centre, Account Preferences, and Forms. The 'Parent Information Centre' link is highlighted. The main content area is titled 'School Information' and contains a table with the following information:

School Name:	Hillingdon Upper School
Address:	ACS Hillingdon International School, Hillingdon Court, 108 Vine Lane Uxbridge, Middlesex, UB10 0BE
Phone:	+44 (0)1895 259771
Library Website:	https://acs-schools.follettdestiny.com/
Managebac - Student Digital Learning Resources:	https://acshillingdon.managebac.com
Schoology - Hawk News Parent Newsletter:	https://app.schoology.com
ParentPay- contact finance@acs-schools.com if you need log in support:	https://www.parentpay.com/
Rubicon Atlas Curriculum Site:	https://acs-hillingdon-public.rubiconatlas.org
Hillingdon Hawks Hub for Parents:	https://tinyurl.com/HillHawksParents

Below the table, there is a button labeled 'Parent Information Centre' with an arrow pointing to it.

Click on **Forms Online**:



Parent Directory

Parent Directory »

Re-enrolment

Re-enrolment »

Forms Online

Forms Online »

Re-enrolment Invoices

Re-enrolment Invoices »

Withdrawal Form

Withdraw »

Logout

Please complete all the sections with the information required

Health Medical Consent

Section 1. Accident and Emergency

During the School day and/or whilst taking part in school activities away from school: in case of emergency, and to ensure your child's safety, school staff may need to accompany your child to the nearest accident and emergency dept. to receive emergency treatment.

Any prescribed medication can only be administered to **Akshath**, at Hillingdon school after completion of the 'Health Information' under Section 4. Alternatively a 'Medication Administration Form' is available from the Medical Centre or it can be downloaded from here:

[Medications Administration Form 2022.pdf \(size: 0.13Mb\)](#)

However, there may be occasions when your son or daughter could require a painkiller or antihistamine tablet which can be administered with your permission. To save a phone call home each time a student has a headache or is suffering with hayfever, the medical staff would like you to complete the sections below.

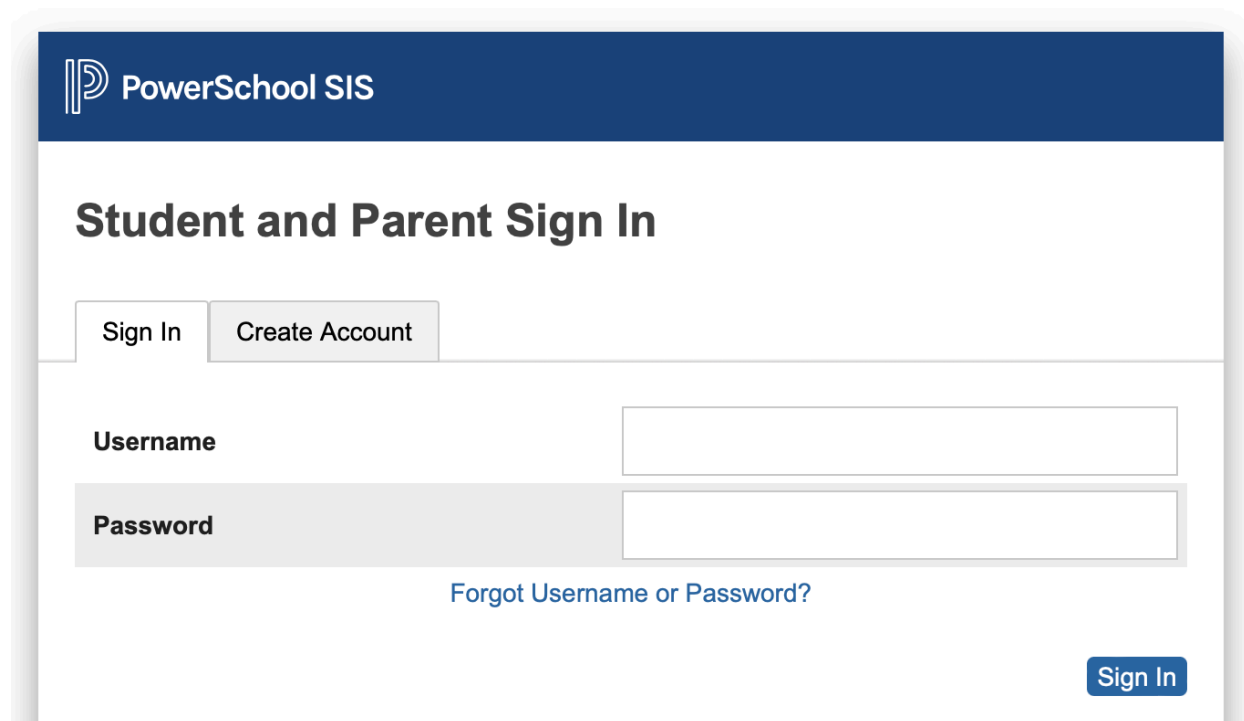
Section 2. Administering of Medicines

During the school day:

Welcome	Completed 100 %
Family	Completed 100 %
Akshath Aadharsh Rao	Completed 100 %
Health information	
Medical Consent	
Student Demographics	
ACS Acceptable Use Policy	
Image Consent	
Biometric Information Consent	
Student Athlete Handbook	
School Trips and Off-Site Activities	
Important School Information & Acknowledgements	Completed 100 %
Parent School Organisation (PSO) & Extra Curricular Activities	Completed 100 %

If your student is already enrolled in ACS school:

Go to the website: <https://uk-ps.acs-schools.com/public/home.html> and login



The image shows a screenshot of the PowerSchool SIS login page. At the top, there is a dark blue header with the PowerSchool SIS logo and name. Below the header, the main heading is "Student and Parent Sign In". Under this heading, there are two tabs: "Sign In" (which is active) and "Create Account". Below the tabs, there are two input fields: "Username" and "Password". The "Password" field is highlighted with a grey background. Below the input fields, there is a link that says "Forgot Username or Password?". At the bottom right, there is a blue button labeled "Sign In".

PowerSchool SIS

Student and Parent Sign In

[Sign In](#) [Create Account](#)

Username

Password

[Forgot Username or Password?](#)

[Sign In](#)

Click on **Parent Information Centre**:

PowerSchool SIS

Welcome, Hillingdon Test | [Help](#) | [Site Map](#) | [Sign Out](#)

Akshath Felix Emily Thea Malcolm Tommy Yugo Blake Teddy

Navigation

- School Contact Information
- Report Cards
- Student Schedule
- Class Registration
- Parent Information Centre**
- Account Preferences
- Forms

School Information

School Name:	Hillingdon Upper School
Address:	ACS Hillingdon International School, Hillingdon Court, 108 Vine Lane Uxbridge, Middlesex, UB10 0BE
Phone:	+44 (0)1895 259771
Library Website:	https://acs-schools.follettdestiny.com/
Managebac - Student Digital Learning Resources:	https://acshillingdon.managebac.com
Schoology - Hawk News Parent Newsletter:	https://app.schoology.com
ParentPay- contact finance@acs-schools.com if you need log in support:	https://www.parentpay.com/
Rubicon Atlas Curriculum Site:	https://acs-hillingdon-public.rubiconatlas.org
Hillingdon Hawks Hub for Parents:	https://tinyurl.com/HillHawksParents

Parent Information Centre

Click on **Forms Online**:

ACS INTERNATIONAL SCHOOLS

Parent Directory

Parent Directory »

Re-enrolment

Re-enrolment »

Forms Online

Forms Online »

Re-enrolment Invoices

Re-enrolment Invoices »

Withdrawal Form

Withdraw »

Logout

Please complete all the sections with the information required

Health Medical Consent

Section 1. Accident and Emergency

During the School day and/or whilst taking part in school activities away from school: in case of emergency, and to ensure your child's safety, school staff may need to accompany your child to the nearest accident and emergency dept. to receive emergency treatment.

Any prescribed medication can only be administered to **Akshath**, at Hillingdon school after completion of the 'Health Information' under Section 4. Alternatively a 'Medication Administration Form' is available from the Medical Centre or it can be downloaded from here:

[Medications Administration Form 2022.pdf \(size: 0.13Mb\)](#)

However, there may be occasions when your son or daughter could require a painkiller or antihistamine tablet which can be administered with your permission. To save a phone call home each time a student has a headache or is suffering with hayfever, the medical staff would like you to complete the sections below.

Section 2. Administering of Medicines

During the school day:

Welcome

Completed 100 %

Family

Completed 100 %

Akshath Aadharsh Rao

Completed 100 %

Health information

Medical Consent

Student Demographics

ACS Acceptable Use Policy

Image Consent

Biometric Information Consent

Student Athlete Handbook

School Trips and Off-Site Activities

Important School Information & Acknowledgements

Completed 100 %

Parent School Organisation (PSO) & Extra Curricular Activities

Completed 100 %

Forgot your password?

If you don't remember the password, click on **Forgot Username or Password?:**

Student and Parent Sign In

[Sign In](#)[Create Account](#)

Username

Password

[Forgot Username or Password?](#)

[Sign In](#)

Add your username and email address and you will receive an email with subject: **PowerSchool Password Reset Request**

Forgot Password Email Sent

If the email address you provide is associated with an account in our records, you will receive an email with instructions for resetting your password. If you don't receive this email, please check your junk mail folder or contact the school.

Return to [Sign In](#).

Copyright © 2005-2022 PowerSchool Group LLC and/or its affiliate(s). All rights reserved.

All trademarks are either owned or licensed by PowerSchool Group LLC and/or its affiliates.

If you don't remember your username, please select

Click on the link:

From: powerschool@acs-schools.com <powerschool@acs-schools.com>

Sent: 06 June 2023 15:14

Subject: PowerSchool Password Reset Request

You recently requested a new password.

To reset your password, visit the link below. This link is valid for only 24 hours.

https://uk-ps.acs-schools.com/public/recover_password.html?t=A8j9ZPANTApPd2lAzJtlI00006ca0

If clicking the link above does not work, copy and paste the web site address in a new browser window instead.

If you have forgotten your username, click the "Having Trouble Signing In?" link on the sign in page and follow steps for recovering your username.

Note: Replies to this message are not monitored or answered.

Reset the password:



Recover Password

Enter your username and password.

New password must:

- Be at least 8 characters long

Username

New Password

Confirm New Password

Enter

Once your password has been updated you will be signed in. Please remember your new password.

Troubleshooting

- For any information about **what to include in the forms** (the **content**), please email **hilladmissions@acs-schools.com**
- For any **technical problem**, please email **hill-dtl@acs-schools.com**