

(Public) Using an Anoka-Hennepin Chromebook - Getting Started Guide(Middle School)

1. Plug in Chromebook to charge before 1st use. It may take up to 45 minutes of charging before your Chromebook powers on for the first time.

Once charged, open the Chromebook lid and It should automatically turn on. If it doesn't, hold the power button down for a few seconds.


Connect to your home wireless network. Refer to the "[Connecting to Wi-Fi for the First Time](https://docs.google.com/document/d/1taWOGGR_4L6McaL8ntYleciZkVAV5pSJb1km04yi0Fjl/edit?usp=sharing)": (https://docs.google.com/document/d/1taWOGGR_4L6McaL8ntYleciZkVAV5pSJb1km04yi0Fjl/edit?usp=sharing) document for more information.

2. At the login screen you only need to type in your username. (first five letters of you first name _ first five letters of your last name last 3 digits of your student ID number

On a SCHOOL chromebook we have pre populated the @ahschools.us for you! (see red box). If the @ahschools.us is not present, please contact the tech office.

Click the Next button then enter your password. The default password is 000StudentIDNumber

You may be asked to Accept the terms of Google- scroll down on that screen to accept.



Refer to numbers on photo above:

1. Click to get to Lock & Key to login and access a variety of applications including CPM(Math activities), StudentVue(Student Information), and Amplify Science.



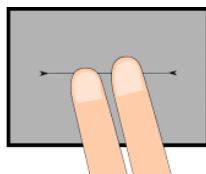
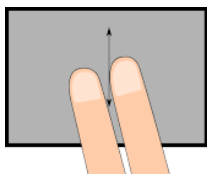
2. Click to get to Chrome Browser (new tab)
3. Click to get to GMail account
4. Click to get to Google Classroom
5. Click to return to school homepage

[Student Google apps on an AH Chromebook:](https://docs.google.com/document/d/1rl-LYO_uOSGUjIM4BaIl-q9qjhiRyA8oiRFp_sqzD5Y/edit?usp=sharing)

(https://docs.google.com/document/d/1rl-LYO_uOSGUjIM4BaIl-q9qjhiRyA8oiRFp_sqzD5Y/edit?usp=sharing)

Helpful Hint:

You can use two fingers together to scroll the screen up and down and right to left with the trackpad.



Technology Resources:

[MS Student/Parent Technology Resources](https://sites.google.com/ahschools.us/ah-msstudenttechresources/ah-chromebook-basics) website.

(<https://sites.google.com/ahschools.us/ah-msstudenttechresources/ah-chromebook-basics>)

This is a great place to go for How-to documents and videos on using your school chromebook. As well as the various chrome apps and extensions that are available to you.

