



WHAT IS COMPOSITION?







Composition is the intentional placement of visual elements within the artwork.



What is a FOCAL POINT?

The place where the viewer looks first; the most important visual element.

How do you create a FOCAL POINT using:

COLOR	SHAPE or FORM	VALUE
		
(leading) LINES	TEXTURE	SPACE (or balance)
		




These are different rules that will help you create an artwork that is interesting or pleasing to look at. Just like all rules, however, artists can break them IF they have a reason for it!

Rule #1 Create a Focal Point

Now... where do I put that focal point? And where do I put the rest of the stuff in the artwork?


Rule of Thirds

Place your focal point on ONE of the 4 intersections.



Symmetry or Centered

Create a symmetrical or centered composition



Golden Ratio

Place your focal point at the center of the spiral, then place other objects or shapes along the rest of the spiral. *** Note! The spiral can be flipped in any direction!



Golden Triangles

Place your focal point on one of the intersections of the lines (a point of a triangle), then place other objects or shapes along the rest of the lines.

