



**Green Level High School Course Syllabus 2024-25**  
**Intermediate Art Ms. Klenow 0109**



Email - [tklenow@wcpss.net](mailto:tklenow@wcpss.net)

We are taking a trip to Japan this summer. Read [Itinerary](#) here. If you or your



family wants to sign up use the QR Code. If you are not sure if you are ready to commit, send me an email and I will sign you up for our virtual meeting in September. [smapp2@wcpss.net](mailto:smapp2@wcpss.net)

**Why Intermediate Art?**

Students take Art 2 to build on skills gained in Beginning Art which provided a foundation and an appreciation. Students are ready for more open-ended challenges in Intermediate Art and will create higher end work with more materials and unique media and methods. It's a fantastic class! Not too hard (like an honors or AP studio class), but not too easy like an art 1.

**Supplies:** Are provided once class fee is paid. Intermediate is a level 2 class and the fee we are requesting is **\$38.00** GLHS provides less than 25% of funds needed to run our rigorous thriving program. If any student is unable to pay the fee we have a scholarship fund set up to assist. Conversely, if anyone is able to pay their fee AND support the scholarship fund we would very much appreciate the assistance. Students are to take care of supplies and return them at the end of the school year. If students would like to purchase additional supplies (like extra brushes) that would also be wonderful!



[CLASS FEE LINK](#)

**Grade Policy; 50%** In class work/Major Projects **50%** Sketchbook work which includes maintaining a digital portfolio (website), weekly warmups, planning, technical exercises, quizzes, & Critiques.

To Get a **100** on MAJOR works or for 5 point bump

1. **Turned in on time**
2. **Final Craftsmanship** -Clean, no stray marks,
3. **WELL Photographed on neutral background** (edited, cropped, not askew, no glare)
4. **Presentation ready** - for example matted, mounted, wired, edged, & hung in hallway on white boards
5. **Work is titled with small artist statement** either written or recorded, with small qr code linked to video

**Missed/Late Work:**

- Each project or assignment will have a due date. **Communicate** with your teacher if you think you will miss that deadline.
- **Zeros will be put in PowerSchools when students do not turn in work and miss a deadline until it is turned in.**
- **Points will not be taken off for late work within a unit, however, for major projects progress grades** may be given at the deadline if work is incomplete according to our rubrics. Feedback from the teacher **will be given**. Students may choose to finish the work during connectivity or at home or let the grade be the final grade.

**Office Hours/Times for Remediation:**

**Art tutoring** will be offered during gator time (connectivity) on Fridays and open studio is offered on Tuesdays. I am also open for **lunch** on **Wednesdays & Fridays**.

**Fundraisers and Special Events**

- We have a non Wake Co. School trip planned to Japan June 23- July 2 2025. Click [here](#) for more information. Or send Mr. Mapp an email [slatermapp@gmail.com](mailto:slatermapp@gmail.com)

- We will be having 2 unique art sales called “**Artist Alleys**”. One on December 12th during the choir concert, & one in the spring tba. Artists can purchase a table through National Art Honor Society and sell artwork (prints, paintings, crochet, drawings, etc.) for a profit to the artist, much like an art festival. This serves as a fundraiser for our department as well as a way to create artist entrepreneurs.
- Talk to your family about joining the Fine Arts Boosters or volunteering to help out at school, If your parents have a business and are interested in sponsoring us let us know. We need Painting Patrons, Digital Art Patrons, Drawing Patrons, Ceramics Patrons, etc.  
<https://glhsfab.org/>



**Art Goals + Rewards**

Develop a creative outlet in a positive environment, utilizing artistic behavior Create a personal aesthetic	Improved self-esteem
Develop an appreciation for all art forms	Become an independent thinker and problem solver
Develop an understanding of a variety of media	Fame & cash through shows & contests
Prepare work for an audience, finished, polished, and resolved major works for display, your idea, meaning, and aesthetic are communicated clearly. Making your work marketable (learning the art world’s secrets)	Learn what art is for; in your own life and in the greater world

**Basic Rules**

1. Follow all rules in the student handbook
2. Respect the teacher & each other
3. Respect the room and supplies (follow procedures)
4. Participate in class to the best of your ability
  - [Student Honor Code](#)

**Discipline Procedures**

1. Warning
  2. Teacher Conference
  3. Parent Call
  4. Office Referral
- [Student Expectations](#)

**Major Themes and Major Projects Overview**

**August/September**

1. **YOUR AESTHETIC +Community Building and Cultural Identity(CI);**
  - Name tag design on a background

- **Making grounds**, reductive printmaking Gelli print mastery, xerox transfers, glue crackle
- **Sketchbook making** -assemble your grounds to create a custom book emphasis on techniques in painting drawing and printmaking
- Design a [clay palette](#)
- **Art Cards-show off your media range**, explore your aesthetic, connected in a theme, make friends via art swapping



- **Art History Patterns!**-design your front cover of your new book using your printed symbolic pattern and a favorite work from art history...with a twist! Open media, choose the best media for your art history choice




Student work by Matthew Quick

Standards-

- I.V.1.2 Understand how design influences artistic expression.
- I.V.2 Apply creative and critical thinking skills to artistic expression.
- I.V.3 Create art using a variety of tools, media, and processes, safely and appropriately.
- I.CX.1 Understand the global, historical, societal, and cultural contexts of the visual arts.

## October #1 [Atelier Experience](#) Artist Connections - Dia de Los Muertos



Traditional study Anna Park



Travis Louie

**-Create MASTER works with a twist**, pull from the old school genres of portrait but add a contemporary twist. Photography component with chiaroscuro lighting, multi-exposure and long exposure. Consider gothic aesthetics. *Consider entering into Scholastic art contest*

Charcoal Portraits from dramatic lit photos taken in class, classic value study 1st then with small twist to show your style, use one of your grounds. Invented or real ancestor (altered self-portrait) on a ground- drawing based standards

I.CX.2 Understand the interdisciplinary connections and life applications of the visual arts.

I.CX.2.3 Apply collaborative skills to create art.

## October #2 ZINE

1. **Invented Culture, and Narrative-** Utopia? Dystopia or something else entirely? Great American zine machine, storytelling and storyboarding, documentary on America (Robert Franks) A general story or collection of images-focus on **ink** work. This assignment combines 2d and 3d and storytelling.
- 2.



I.CX.2 Understand the interdisciplinary connections and life applications of the visual arts.

I.V.3 Create art using a variety of tools, media, and processes, safely and appropriately.

## November -Atelier in 3D Bust- Art with Meaning -

Choose; clay, cardboard, assemblage, or papier mache-Imbue a 3d portrait with mood and meaning. In-the-Round sculpture, additive and reductive methods, handbuilding. Push the portrait to go beyond face value.



**Themes to consider;** pop art, duality, mental health, heritage, lore, history and your place in it, technology, personal journeys,

I.V.1.2 Understand how design influences artistic expression.

I.V.2 Apply creative and critical thinking skills to artistic expression.

## **December- Triptych; a painting with a reveal**

Landscape inspired 2 sided Paintings; 2 sections. Doors and interior-review painting skills in watercolor AND acrylic, work from original photos. Review and PUSH your understanding of perspective and the landscape with drawing from life



I.V.3 Create art using a variety of tools, media, and processes, safely and appropriately.

I.V.2.2 Use experiences and observations to create content for art.

## **January**


A. **Art Homage** -What was your favorite warm up? On your back book cover create a work of art that is about

B. **Exam**

## **SEMESTER BOOK WORK**

**Altered Journal Bookwork - What's Inside? What should your book look like? 50% of your grade**

**Warm Ups** small thumbnails done every Monday, get exposed to contemporary artists. Discuss big topics and themes. Open book quizzes.



Every Monday

**FRONT BOOK COVER**

Synthesize the following into a cohesive composition, any media.

- Your initials or name in an invented
- Use your printed symbol
- A favorite work from art history, but add a contemporary twist!



Done at the middle of the semester


**Thumbnails, planning, and Visual Notes -**

planning, always planning- It's important to generate multiple ideas before committing to just one, record info on art processes and practice.




done each major unit

**Experiments-** use your sketchbook to play and try new things, not everything needs to be perfectly polished in a sketchbook



all semester long

**YOUR Aesthetic** -Can anyone looking through your book guess your favorite color? Media? Theme? Is your style unique?



done throughout the semester

**Back cover of your book; Artist**

**Homage**- choose one of our warm up artists to emulate.

reflect on who you are as an artist, what you have learned over the semester, use brilliant composition skills, show media master and use a color scheme of your choice  
Done at the end of the semester



Standards for Art 2 bookwork

I.V.2 Apply creative and critical thinking skills to artistic expression.

I.V.3 Create art using a variety of tools, media, and processes, safely and appropriately.

I.CR.1 Use critical analysis to generate responses to a variety of prompts.