

FLOWER BALL

April 10-16, 2025



- ✿ No dungeons
- ✿ Pocket land
- ✿ Adventurer Coin
- ✿ Coin of Spring
- ✿ 3 Inspiration Trees
- ✿ New Adventure Book

Story

The Kingdom will soon host the most luxurious and stylish event for true aesthetes: the Flower Ball.

Lili the Herbalist has received the coveted invitation.

However, she has nothing to wear to such a high-class event!

Go to the Flower Ball and help Lili create the perfect outfit for the occasion!

Rewards



Flower Mannequin











Generates gifts every 24 hours, 10 times in total
For completing the quests



Flower Maiden















Works like a Dahlia
For completing all the Adventurer Coin tasks














Quests

Name	Tasks	Icons
Flower Maiden COINS 3500 XP 3500 MIXTURE EMERALD 2	Reward the mail about the update	
	Place the Flower Maiden on your land (look in the mail or storage)	
	Fully upgrade the Flower Maiden	
Flower Ball NUTS 5 WOOD 15 FUEL 30	Go to the Flower Ball	
	Gather Shimmering Pollen from Glamblooms	
	Get the Invitation from the Shrewd Squirrels	
Flower Ball COINS 750 XP 750 STEEL 10	Open the gate	
Flower Ball BOTTLE 5 MIXTURE AMBER 2 COIN OF SPRING 1	Take the reward home	
Fragrant Gardens FAN 7 ENERGY DRINK 1 PRINCESS HANDBAG 1	Go to the Fragrant Gardens	
	Collect Stylish Coins	




Adventurer Coin tasks

Main part of the land Flower Ball (first reward)	
--	--




<p>Gather Grains of Inspiration from Glam Rocks</p> 	<p>Study Couturier's Notes and get Dress Sketches from them</p> 	<p>Create Colorful Inspiration</p> 
<p>Transform all Sketch Fragments</p> 	<p>Assemble the sketch and ask Couturier to check it</p> 	<p>Take the Final Sketch from Couturier</p> 
<p>Get Threaded Needles from Pincushions</p> 	<p>Restore the Design Studio and make the Brilliant Dress</p> 	<p>Make a Jeweler's Kit</p> 
<p>Catch Tools and fix the Machine Components</p> 	<p>Assemble the Gem Cutter and ask the Jeweler to check it</p> 	<p>Process Crystal Formations and get Purple Ore</p> 
<p>Cut Purple Ore and get a Precious Stone</p> 	<p>Give the Precious Stone to the Jeweler and take the Luxurious Necklace</p> 	<p>Make Aromatic Extract</p> 
<p>Restore the Fragrant Flowers and collect Fragrant Petals from them</p> 	<p>Decipher the notes in the Perfumer's Diaries</p> 	<p>Start the Perfume Cauldron and make perfume according to the recipe</p> 
<p>Restore the Empty Perfume Bottle and take it to the Perfume Cauldron</p> 	<p>Collect the Breezy Scent from the Exquisite Vial</p> 	<p>Open the Gate to the Flower Ball</p> 
<p>Create the Sense of Style</p> 	<p>Fix the Stage</p> 	<p>Make Floor Mats in the Fashion Museum and complete the Red Carpet</p> 
<p>Mop up the Rainbow Puddles</p> 	<p>Train the Waiters</p> 	

<div>Fragrant Gardens</div> <div></div>		
<div>Collect Soft Leaves</div> <div></div>	<div>Create a Spring Wonder</div> <div></div>	<div>Gather all the Chests with Gifts</div> <div></div>
<div>Restore all the Destroyed Benches</div> <div></div>	<div>Decorate the Flower Vases</div> <div></div>	<div>Remove all Bugs</div> <div></div>
<div>Find the Painting Fragments</div> <div></div>	<div>Finish the painting (Bellatrix will check the result)</div> <div></div>	<div>Choose the Decorations</div> <div></div>
<div>Decipher the Invitations</div> <div></div>	<div>Seat the Guests correctly (use the Seating Plan to check the result)</div> <div></div>	<div>Catch Magic Notes and repair the Musical Instruments</div> <div></div>

Items

Name	Description	Icon
Shimmering Pollen	Obtained from Glamblooms.	
Grain of Inspiration	Obtained from Glam Rocks.	
Invitation	Needed to open the Gate. Obtained from the Squirrel House.	











Dress Sketches	Needed to create Colorful Inspiration. Obtained from Couturier's Notes.	
Colorful Inspiration	Made in the Fairytale Studio.	
Threaded Needle	Needed to make the Brilliant Dress in the Design Studio. Obtained from Pincushions.	
Final Sketch	Needed to make the Brilliant Dress in the Design Studio. Obtained from Couturier after putting all Sketch Fragments together.	
Brilliant Dress	Needed to open the Gate to the Flower Ball. Obtained from the Design Studio.	
Jeweler's Kit	Made at the Jeweler's Table.	
Purple Ore	Needed to activate the Gem Cutter. Obtained from Crystal Formations.	
Precious Stone	The Jeweler needs it to make the Luxurious Necklace. Made with the Gem Cutter.	
Luxurious Necklace	Needed to open the Gate to the Flower Ball. Obtained from the Jeweler.	
Aromatic Extract	Made at the Crafts Station.	
Fragrant Petal	Needed to activate the Perfume Cauldron. Obtained by reviving Fragrant Flowers.	
Breezy Scent	Needed to open the Gate to the Flower Ball. Obtained from Exquisite Vials.	
Sense of Style	Made in the Fashion Museum.	

Soft Leaf	Obtained from Elegant Trees.	
Spring Wonder	Made in the Flower Cart.	
Stylish Coin	Needed to upgrade the Flower Maiden. Obtained by completing tasks in the Fragrant Gardens.	

ADVENTURE BOOK 21: REWARDS

Changes in this volume! There are new weekly tasks connected with temporary weekly lands.
 Completing them will allow you to get more points and get up to level 35 of the book.
 Level 31, 33, 35 have extra chests as rewards.



Free		Ruby Book	
Level 20		Level 1/20	
 <div> <div>Can be found</div> <div>Items:</div> <div>      </div> <div>  </div> <div>  5000 </div> <div>Durability: 1000/1000</div> </div>	<div>Spring Ring</div> <div>1000 actions</div>	 	<div>Bee Tree (level 1)</div> <div>A reward from Adventure Book 21. It gives gifts every 24 hours, 10 times in total, and then turns into a decoration.</div> <div>Jolly Bee (level 20)</div> <div>Needed to upgrade the Bee Tree at home.</div>
Level 30		Level 30	

	<p>New factory style</p>		<p>Honey Dress</p> <p>New outfit</p>
--	--------------------------	--	--------------------------------------

Traveling Merchant's decorations:

