







Reading

MTSS / RTI Assistive Tech Tiers of Support

The following tiered chart contains examples of resources/supports that can be utilized with all students to meet individual needs.

Tier 1 - CORE Accessible Technology that benefits MOST students.	Tier 2 - INTERVENTION Assistive Technology that benefits SOME students with additional learning requirements.	Tier 3 - INTENSIVE INTERVENTION Assistive Technology that benefits SPECIFIC students with individualized learning requirements.
Text to Speech: Snap & Read  <ul style="list-style-type: none"> - Video how-to - Step-by-step directions - Snap & Read Quick Card - Snap and Read Translation Tool 		Reading Pen:  Pass the nib across a word and it instantly displays the definition and reads it aloud.
Electronic books/materials/worksheets Digital Text <ul style="list-style-type: none"> - Monarch Reader (other languages available) - Project Gutenberg - Story Nory - Book Creator (students create digital books) - Worldbook Online - Newsela - Gale 		Adapted books: <ul style="list-style-type: none"> - Epic - Tar Heel Reader (other languages available) - Learning Ally - RPS Learning Ally FAQ - Using Learning Ally in the classroom - Reading A-Z (need subscription in your bldg) - Sherlock Center on Disabilities (good for students with vision issues)
Alternative readability levels: <ul style="list-style-type: none"> - Snap and Read on an iPad - Snap and Read in Chrome - Newsela 		



Closed captioning in Google slides:

- [Video how-to](#)
- [Step-by-step directions](#)
- [Select caption language](#)

Closed captioning in Google meet:

- [Video how-to](#)
- [Step-by-step directions](#)
- [Translate closed captions](#)

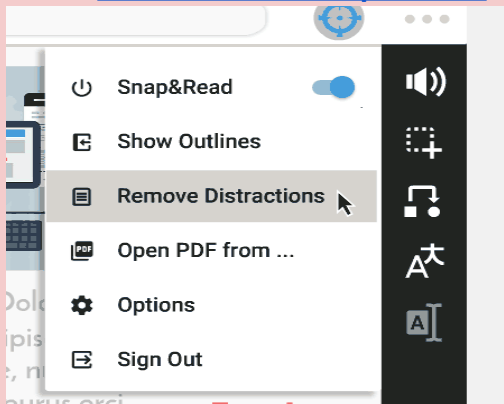
Alternative for answering, explaining, or giving examples

Reduce distractions:

- Small Group
- Develop a routine

Snap & Read

- [How to video that removes distractions in Snap & Read](#)



- [How to remove distractions on an iPad using Safari \(doesn't work using Chrome\)](#)

Chromebook

- [Changes in text size, spacing, color, background](#)

CHANGE FONTS

iPad

- [iPad Accessibility Features-Vision](#)

Chromebook

- [The contrast between background and text or image](#)

iPad

- [Adjust Screen Brightness](#)

- [Jaws Screen Reader \(vision impairment\)](#)



Variable Speed Tape Recorder

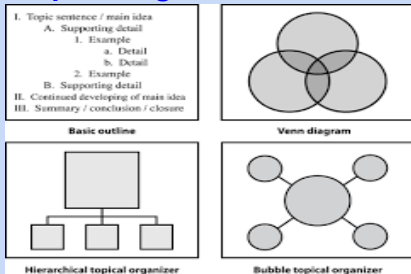


How to do it on:

- [Chromebook](#)
- [iPad](#)

Enables student to re-play class instruction

Graphic Organizers




Graphic Organizers-Spanish

Picture supported text



District has access to SymbolStix-contact supervisor
Google: [Picto4.me](#) free to sign up and use. For Teachers only

Highlighter tape



Highlight individual sentences



Whole Class timer/Smartboard



Individual Visual Timers



Help students manage time and prepare for transitions

