





# Medway Elementary School

## GRADE 2

### Remote Learning Schedule - Week of May 18, 2020

	Monday	Tuesday	Wednesday	Thursday	Friday
<b>Morning Meeting</b>	Morning Meeting will be held each day from 9-9:20am. Classroom Teachers will host morning meetings 4 days a week and a guest specialist will host one morning a week. Classroom teachers will meet with small groups of students each day during one of the following times : <b>9:30-10</b> , <b>10:10-10:40</b> .				
<b>ELA</b> 	<b>Learning Target:</b> I can give reasons to support why a book in a series is my favorite.	<b>Learning Target:</b> I can use precise words to describe a character.	<b>Learning Target:</b> I can explain why a part of a text is important to the story.	<b>Learning Target:</b> I can ask and answer questions about a text.	<b>Independent Learning</b>  <b>Must Do:</b>  <b>Catch up day:</b>  <b>Make sure you have completed and turned in the assignment in your teacher's Google Classroom.</b>
	<b>Not with the teacher today:</b>  <b>Day 1</b> <b>Must Do:</b> Watch this <a href="#">video</a> .  1. Go to Google Classroom for an assignment <b>to use all week.</b>	<b>Not with the teacher today:</b>  <b>Day 2</b> <b>Must Do:</b> Watch this <a href="#">video</a> .  1. Go to your Google Classroom for an assignment <b>to use all week.</b>	<b>Not with the teacher today:</b>  <b>Day 3</b> <b>Must Do:</b> Watch this <a href="#">video</a> .  1. Go to your Google Classroom for an assignment <b>to use all week.</b>	<b>Not with the teacher today:</b>  <b>Day 4</b> <b>Must Do:</b> Watch this <a href="#">video</a> .  1. Go to your Google Classroom for an assignment <b>to use all week.</b>	
	<b>Can Do:</b>  1. 15 minutes of <a href="#">iReady Reading</a> .	<b>Can Do:</b>  1. 15 minutes of <a href="#">iReady Reading</a> .	<b>Can Do:</b>  1. 15 minutes of <a href="#">iReady Reading</a> .	<b>Can Do:</b>  1. 15 minutes of <a href="#">iReady Reading</a> .	<b>Can Do:</b>  1. 15 minutes of <a href="#">iReady Reading</a> .  2. Log onto Epic

	2. Log onto Epic and read another story in your series to read on your own.	2. Log onto Epic and read another story in your series to read on your own.	2. Log onto Epic and read another story in your series to read on your own.	2. Log onto Epic and read another story in your series to read on your own.	and read another story in your series to read on your own.
<b>Math</b> 	<b>Learning Target:</b> I can practice using my learned strategies for adding and subtracting three digit numbers.	<b>Learning Target:</b> I can practice using my learned strategies for adding and subtracting three digit numbers.	<b>Learning Target:</b> I can practice using my learned strategies for adding and subtracting three digit numbers.	<b>Learning Target:</b> I can practice using my learned strategies for adding and subtracting three digit numbers.	<b>Independent Learning:</b>
	<b>Must Do:</b> You need paper and marker to do your math work- get it then watch <a href="#">this video</a> Go to Reflex by clicking on <a href="#">this link</a>	<b>Must Do:</b> You need paper and marker to do your math work- get it then watch <a href="#">this video</a> <a href="#">15 min. iReady Math</a>	<b>Must Do:</b> You need paper and marker to do your math work- get it then <a href="#">watch this video</a> Go to Reflex by clicking on <a href="#">this link</a>	<b>Must Do:</b> Go to iReady Math and Click your <b>Assignment</b> (not My Path!) <a href="#">iReady Math</a>	<b>Must Do:</b> Go to Google Classroom to complete today's assignment. <a href="#">15 min. iReady Math</a>
	<b>Can Do:</b> - <a href="#">Nature Addition/Subtraction Activity</a> - <a href="#">Practice Page #1</a> - <a href="#">Add/Subtract Story Problem Cards</a> - <a href="#">Challenge Problem</a>	<b>Can Do:</b> -Practice your facts on Reflex by clicking <a href="#">here</a> - <a href="#">Nature Addition/Subtraction Activity</a> - <a href="#">Practice Page #2</a> - <a href="#">Add/Subtract Story</a>	<b>Can Do:</b> - <a href="#">Nature Addition/Subtraction Activity</a> - <a href="#">Practice Page #3</a> - <a href="#">Add/Subtract Story Problem Cards</a> - <a href="#">Challenge Problem</a>	<b>Can Do:</b> -Practice your facts on Reflex by clicking <a href="#">here</a> - <a href="#">Nature Addition/Subtraction Activity</a> - <a href="#">Practice Page #4</a>	<b>Can Do:</b> -Practice your facts on Reflex by clicking <a href="#">here</a> - <a href="#">Nature Addition/Subtraction Activity</a> <a href="#">Add/Subtract Story Problem Cards</a>

		<u>Problem Cards</u> <u>-Challenge Problem</u>		<u>-Add/Subtract Story Problem Cards</u> <u>-Challenge Problem</u>	<u>-Challenge Problem</u>
Break					
<b>Science /Writing</b>  	Science	Writing	Science	Writing	Science/Writing
	<u>Learning Target:</u> I can identify what a plant needs in a habitat	<u>Learning Target:</u> I can add a cover and illustrations to my Realistic Fiction Story.	<u>Learning Target:</u> I can identify what a plant needs in a habitat	<u>Learning Target:</u> I can edit my story for Capitalization and Punctuation.	<u>Independent Work</u>
	<b>Must Do:</b>  Go to Google Classroom for your Science Assignment	<b>Must Do:</b> 1.) Watch <a href="#">this video</a> . 2.) Create a cover for your story. 3.) Create illustrations throughout your story.  *Hold on to your story and keep it in a safe place at home	<b>Must Do:</b>  Go to Google Classroom for your Science Assignment	<b>Must Do:</b> 1.) Watch <a href="#">this video</a> . 2.) Read your story. Use <a href="#">this checklist</a> while you are editing your story.  *Tomorrow you will upload your story!	<b>Must Do:</b>  <u>Writing:</u> Go to the slideshow on Google Classroom to upload your Realistic Fiction Story!  <u>Science:</u> Catch up!  -Finish challenges -Finish uploading pictures to slides -Finish answering questions -Make sure all your science work is turned

					in on Google Classroom.
	<p><b>Can Do:</b></p> <p>Read books about seeds and plants</p> <p>Located in the slides of Google Classroom Assignment.</p>	<p><b>Can Do:</b></p> <p>1.) <a href="#">Use this checklist</a> to make sure your Realistic Fiction story has everything it needs!</p> <p>2.) <b>Create a Realistic Fiction series!</b> <a href="#">Read what is on this slideshow</a> to learn about creating a Realistic Fiction series!</p> <p>3.) Use what you learned from the slideshow to get started writing another realistic fiction story.</p>	<p><b>Can Do:</b></p> <p>Mystery Science: Seed Dispersal</p> <p>Located in the slides of Google Classroom Assignment.</p>	<p><b>Can Do:</b></p> <p>1.) <a href="#">Use this checklist</a> to make sure your Realistic Fiction story has everything it needs!</p> <p>2.) Read your story out loud to a family member, pet, or stuffed animal to make sure it is free of errors!</p>	<p><b>Can Do:</b></p> <p><b>Writing:</b> record yourself reading your story and upload it to your slideshow!</p>
<b>Special Subject</b>	<p><b>Music</b></p> <p>Watch our <a href="#">video lesson</a>, and then practice the hand jive! No Seesaw this week.</p> <p>🎵 Mrs. Bilodeau 🎵</p> <p>Directions for logging into the Seesaw are <a href="#">here</a>. If you have</p>	<p><b>Art</b></p> <p>watch this intro video <a href="#">Textured Collages or Sculptures</a></p> <p>Check out this link for ideas <a href="#">Sample Textured Collages and Sculptures</a></p>	<p><b>Library</b></p> <p><a href="#">Click here</a> for today's read aloud! Then, go to the <a href="#">Seesaw</a> for directions on your activity. Love, Ms. Selwyn</p>	<p><b>Health</b></p> <p>This week we are learning how to deal with stress! Watch <a href="#">this video</a> and then head to <a href="#">SeeSaw</a> to share your activity. Love, Mrs. Keleher</p>	<p><b>PE</b></p> <p>Watch the <a href="#">video</a>, then go to the <a href="#">Specialist SeeSaw</a> and follow the directions.</p> <p>Directions for logging into the Seesaw are <a href="#">here</a>. If you have trouble, please email Ms. Selwyn</p>

	trouble, please email Ms. Selwyn at <a href="mailto:ksewyn@medwayschools.org">ksewyn@medwayschools.org</a>	<p><b>MAKE IT BEAUTIFUL!</b></p> <p>Seesaw login trouble? Email Ms. Selwyn @ <a href="mailto:ksewyn@medwayschools.org">ksewyn@medwayschools.org</a></p> <p>READ THE DROP IN DESCRIPTIONS FOR MATERIALS AND CLICK ON SAMPLE LINKS TO KNOW WHAT WE ARE DOING ON EACH DAY!</p>	Directions for logging into the Seesaw are <a href="#">here</a> . If you have trouble, please email Ms. Selwyn at <a href="mailto:ksewyn@medwayschools.org">ksewyn@medwayschools.org</a>	Directions for logging into the Seesaw are <a href="#">here</a> . If you have trouble, please email Ms. Selwyn at <a href="mailto:ksewyn@medwayschools.org">ksewyn@medwayschools.org</a>	at <a href="mailto:ksewyn@medwayschools.org">ksewyn@medwayschools.org</a>
<p><b>Special Drop Ins</b></p> <p>Here's what we'll be doing at the <u>optional</u> drop-ins this week...</p>	<p><b>Music:</b></p> <p>Monday, 2-2:20 <i>Four White Horses</i>, a Jamaican folk song</p> <p>Tuesday, 2-2:20 Intro to Chrome Music Lab</p> <p>Wednesday, 2:20-2:40 Chorus</p>	<p><b>Art Drop Ins</b></p> <p><b>Monday 1:20 - 1:40</b> <b>Cut Paper Collage:</b> bring decorated papers, colored paper, background paper, glue, crayons, and scissors. <a href="#">samples here</a></p> <p><b>Tuesday 1:20 - 1:40</b> <b>Bottle Caps, Buttons, &amp; Baubles Collage:</b> bring assorted bottle caps, buttons, baubles, glue, and cardboard. <a href="#">samples here</a></p> <p><b>Wednesday 1:20 - 1:40</b> <b>Scrap Paper Relief Sculpture:</b> bring scraps of colorful paper, large piece of cardboard, corrugated cardboard, crayons and/or paints,</p>	<p><b>Library:</b></p> <p><b>Tuesday, 2:40-3:00</b> <i>Flora and Ulysses</i> -- An ordinary girl finds a squirrel... With superpowers?? What could happen next? Join us every Tuesday to find out!</p> <p><b>Wednesday, 2:00-2:20</b> Picture Book Party!</p> <p><b>Friday, 2:00-2:20</b> <i>Sideways Stories from Wayside School</i> -- Short stories all about a <u>really</u> wacky school. What silliness will the students get into next time? Find out every Friday!</p>	<p><b>Health:</b></p> <p>Tuesday &amp; Thursday, 8:00-8:20 BOKS Exercise Class</p>	<p><b>P.E.</b></p> <p><b>M-W-F</b> <b>BOKS Bursts</b> <b>8:00-8:20</b></p>

		scissors, glue or tape. <a href="#">samples here</a>			
Lunch and Outside Time					
Choice Board	<a href="#">Pick at least one activity to participate in this afternoon</a>	<a href="#">Pick at least one activity to participate in this afternoon</a>	<a href="#">Pick at least one activity to participate in this afternoon</a>	<a href="#">Pick at least one activity to participate in this afternoon</a>	<a href="#">Pick at least one activity to participate in this afternoon</a>