
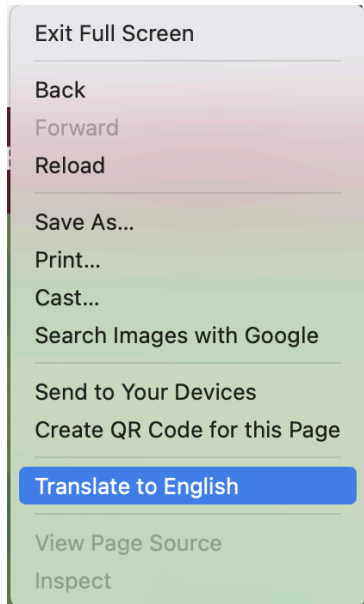
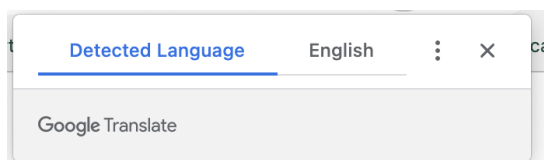
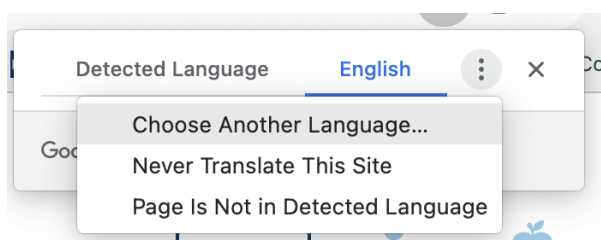
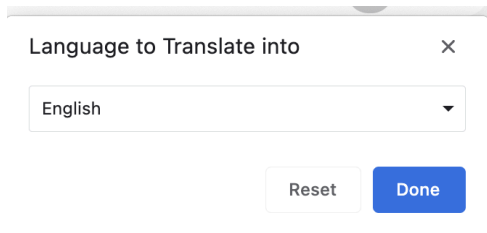
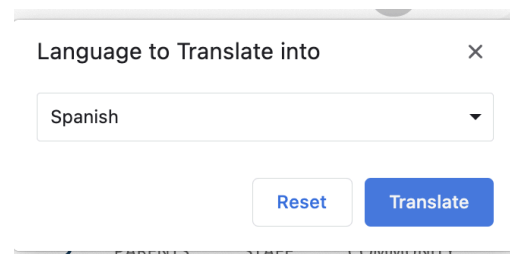


## Language Translation

Directions	Screen Shot
Launch Google Chrome Browser	
All pages can be translated to another language by right-clicking on the page and selecting Translate to English	
Click the three dots next to Detected Language	
Select Choose Another Language	
Click the down arrow and select your preferred language from the options available	

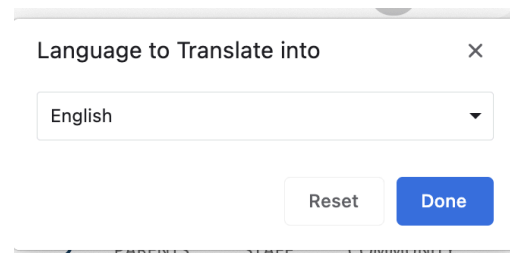
Click the Translate button to populate your language on the page



A screenshot of a mobile interface for selecting a language. At the top, there is a header bar with a close button (X). Below it, the text "Language to Translate into" is followed by a dropdown menu currently showing "Spanish". At the bottom, there are two buttons: "Reset" and "Translate".

You will need to repeat the steps above for each new page you navigate to

To return to English, repeat the steps above and select English for Language to Translate then click Done



A screenshot of a mobile interface for selecting a language. At the top, there is a header bar with a close button (X). Below it, the text "Language to Translate into" is followed by a dropdown menu currently showing "English". At the bottom, there are two buttons: "Reset" and "Done".