


e-ISSN 2615-4943  
p-ISSN 2615-4935  
Volume 1 Issue 1 March 2018

**INFERENCE**  
Journal of English Language Teaching



Program Studi Pendidikan Bahasa Inggris  
Fakultas Keguruan dan Ilmu Pendidikan  
Universitas Indraprasta PGRI

Volume 1	Issue 1	Page 1-11	July 2018	e-ISSN 2615-4943 p-ISSN 2615-4935
----------	---------	-----------	-----------	--------------------------------------


Vol. X, Issue X,  
Month XXX  
p-ISSN: 2615-8671  
e-ISSN: 2615-868X

Received: Day Month Year  
Revised: Day Month Year  
Accepted: Day Month Year

Corresponding Author:  
Author's name  
Email address

DOI:  
<https://doi.org/>

Published by:  
Universitas Indraprasta PGRI



Licensed under a Creative Commons Attribution-NonCommercial-NoDerivatives 4.0 International License

## RESEARCH ARTICLE

**TITLE (WRITTEN IN ENGLISH) MAX 15 WORDS; STYLE: IN CAPITAL LETTERS; FONT: TIMES NEW ROMAN; BOLD; SIZE: 14; IN ONE SPACE; CENTER ALIGN**

**Author<sup>1</sup>,**  
*Affiliation and Address*

**Author<sup>2</sup>,**  
*Affiliation and Address*

**Author<sup>3</sup>,**  
*Affiliation and Address*

*e-mail: xxx@xxxx.xxx*<sup>1</sup>

*e-mail: xxx@xxxx.xxx*<sup>2</sup>

*e-mail: xxx@xxxx.xxx*<sup>3</sup>

---

**Abstract:** Please write the abstract in English maximum length 150 words. The Abstract serves as a concise summary of the entire research article, encompassing key elements such as the background and significance of the study, its objectives, methods, results, conclusions, and keywords. It briefly introduces the topic and highlights its relevance, states the research objectives, provides an overview of the research design, participants, procedures, and data analysis methods, summarizes the main findings, discusses their implications, and suggests potential avenues for future research. (10 pts).

**Keywords:** Put 3-5 your keywords here; keywords separated by semicolon.

---

**JUDUL (DITULIS DALAM BAHASA INDONESIA) MAKSIMAL 15 KATA; GAYA: HURUF KAPITAL; JENIS HURUF: TIMES NEW ROMAN; TEBAL; UKURAN: 12; DALAM SATU RUANG; RATA KIRI**

---

**Abstrak:** Silakan tulis abstrak dalam bahasa Inggris maksimal 150 kata. Abstrak berfungsi sebagai ringkasan singkat dari keseluruhan artikel penelitian, yang mencakup elemen-elemen kunci seperti latar belakang dan signifikansi penelitian, tujuan, metode, hasil, kesimpulan, dan kata kuncinya. Ini secara singkat memperkenalkan topik dan menyoroti relevansinya, menyatakan tujuan penelitian, memberikan gambaran umum tentang desain penelitian, peserta, prosedur, dan metode analisis data, merangkum temuan utama, membahas implikasinya, dan menyarankan jalan potensial untuk penelitian di masa depan. (10 poin).

**Kata kunci:** Masukkan 3-5 kata kunci Anda di sini; kata kunci dipisahkan oleh titik koma.

---

## **INTRODUCTION (12pt)**

In the Introduction section of a research article, authors should provide several key elements to set the stage for their study. First, they should introduce the topic of their research and provide relevant background information to contextualize the study, aiding readers in understanding its significance and relevance within the broader field. Second, authors need to identify the gap or problem in the existing literature that their study aims to address, highlighting the novelty and importance of their research. Third, authors should clearly state the objectives or research questions that their study seeks to answer, helping focus the reader's attention and providing a roadmap for the study.

Fourth, they should explain why their research is important and how it contributes to the existing body of knowledge, justifying the relevance of the study and its potential impact. Finally, authors should outline the scope of their study, including any specific aspects or boundaries to be addressed, and acknowledge any limitations or constraints of their research.

## **RESEARCH METHOD (12pt)**

In the Method section of a research article, authors should provide detailed information about how the study was conducted, encompassing various components. Firstly, they should describe the research design or approach employed, whether experimental, observational, correlational, qualitative, or quantitative. Secondly, authors need to provide details about the participants involved, including demographics, recruitment methods, and any inclusion/exclusion criteria. Thirdly, the specific procedures followed during the study, including interventions, measurements, assessments, or treatments administered to participants, should be outlined. Additionally, authors should describe any materials, instruments, tools, or measures used for data collection or variable assessment.

They should then explain the data collection process, including timing, location, and duration, as well as procedures ensuring data quality, reliability, and validity. Subsequently, authors must detail the statistical or analytical methods used for data analysis, such as descriptive statistics, inferential statistics, qualitative coding, or thematic analysis. Finally, ethical considerations, including Institutional Review Board approval, informed consent procedures, confidentiality measures, and potential conflicts of interest, should be addressed.

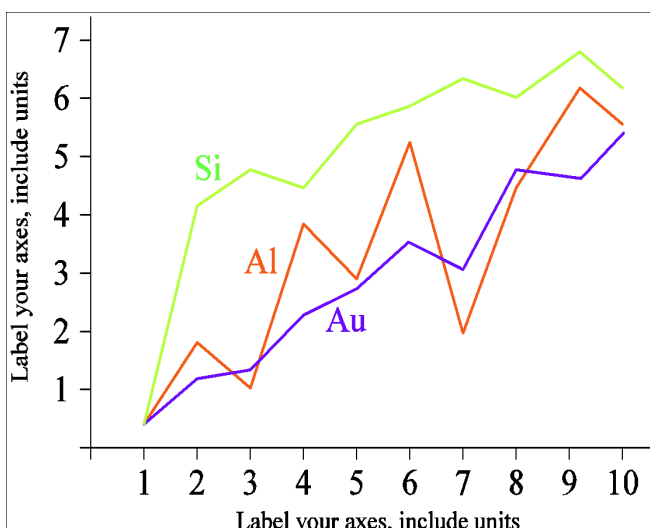
## **RESULTS AND DISCUSSION (12pt)**

The Results and Discussion section of a research article presents the findings of the study and provides an interpretation and analysis of those findings. In this section, authors typically start by presenting the results of their data analysis, including any statistical tests or analyses conducted. This may involve summarizing key findings, presenting tables or figures, and reporting statistical measures such as means, standard deviations, or p-values. Following the presentation of results, authors then proceed to discuss the implications of their findings in relation to the research objectives, hypotheses, and existing literature.

They may highlight patterns, trends, or relationships observed in the data, compare their findings to previous studies, and offer explanations or interpretations for any unexpected or interesting results. Additionally, authors may discuss the limitations of their study and suggest directions for future research. Overall, the Results and Discussion section synthesizes the empirical findings of the study with relevant theoretical frameworks and scholarly discourse to provide a comprehensive understanding of the research outcomes.

**Table 1**  
 Font Size For Paper

Font Size	Display (in Time New Roman or Times)		
	Regular	Bold	Italic
8	Table description (in Small Caps), Image captions, reference items		Reference Item (partial)
10	Author email address (in Courier), cell in a table	Essence	heading abstrak (also in Bold)
10	Heading level 1 (in Small Caps), Paragraph		heading level 2, heading level-3, Author Affiliation
11	Author's name		
16	title		



**Figure 1**  
 The level of Students' Achievement

**Sub Section 1 (12pt)**

The table is numbered using uppercase Roman numerals. The table caption is centered and in regular font with a font size of 8 pt, using lowercase capital letters. Each word in the table caption is capitalized, except for short words as listed in section III-B. The table number caption is placed before the corresponding table, as shown in Table 1.

***Sub sub-section 2 (12pt; Italic)***

Page numbers, headers, and footers are not used. All hypertext links and bookmarks will be removed. If the paper needs to refer to an email address or URL in the article, the full address or URL must be typed in regular font. Equations are sequentially followed by numbered in parentheses with right-aligned margin, such as (1). Use an equation editor to create equations. Provide a tab space and write the equation number in parentheses. To make your equations tighter, use the forward slash (/),

exponent functions, or appropriate superscripts. Use parentheses to avoid confusion in giving fractional numbers. Explain the equations when they are part of a sentence, as follows.

$$\int_0^{r_2} F(r, \varphi) dr d\varphi = [\sigma r_2 / (2\mu_0)] \cdot \int_0^\infty \exp(-\lambda |z_j - z_i|) \lambda^{-1} J_1(\lambda r_2) J_0(\lambda r_1) d\lambda. \quad (1)$$

Make sure that the symbols in the equations have been defined before the equation or immediately following the appearance of the equation. Symbols are typed in italics (T refers to temperature, but T is the unit Tesla). Refer to "(1)", not "Eq. (1)" or "equation (1)", except at the beginning of a sentence: "Equation (1) represents..."



**Figure 1**  
Bird (11pt)

## CONCLUSIONS (12pt)

The Conclusion section of a research article provides a concise summary of the key findings and their implications, effectively wrapping up the study. Authors should briefly restate the main results and discuss their significance in relation to the research objectives. Additionally, they may highlight any novel insights or contributions made by the study to the field. The Conclusion should also address any limitations of the study and suggest avenues for future research. Overall, this section serves to reinforce the main points of the research and leave the reader with a clear understanding of its importance and potential impact. (11pt)

## REFERENCES

Please, follow APA 7<sup>th</sup> edition.

Book: Last name, Initials. (Year). *Title of book*. Publisher.

Example: Smith, J. K. (2020). *The power of habit*. Random House.

Journal article: Last name, Initials. (Year). Title of article. *Title of Journal*, Volume (Issue), Page range. DOI or URL

Example: Johnson, A. B., & Williams, C. D. (2019). The impact of mindfulness on stress reduction. *Journal of Psychology*, 25(3), 123-135. <https://doi.org/10.1080/12345678.2019.1234567>

Website: Author(s) or Organization. (Year, Month Day). Title of webpage. Website name. URL

Example: American Psychological Association. (2020, October 5). APA style. <https://apastyle.apa.org/>

Edited book: Editor(s) Last name, Initials (Ed.). (Year). *Title of book*. Publisher.

Example: Davis, S. M. (Ed.). (2018). *Advances in neuroscience research*. Springer.

Book Chapter:

- Single Author:

Smith, A. A. (2023). Artificial intelligence in the classroom. In B. Jones (Ed.), *Education in the digital age* (pp. 101-120). Routledge.

- Two Authors:

Brown, L., & Jones, C. (2022). The mental health effects of climate change. In S. Miller (Ed.), *Environmental psychology: Emerging issues and perspectives* (pp. 25-42). Springer.

- More than Two Authors (List all authors):

Garcia, S., Moore, T., Lewis, M., Johnson, R., & Miller, P. (2021). Cancer treatment innovations. In H. Lee (Ed.), *Advances in medical research* (Vol. 17, pp. 78-95). Cambridge University Press.

Conference paper: Last name, Initials. (Year, Month). Title of paper. *Paper presented at Conference Name*, Location. DOI or URL

Example: Brown, L. R. (2021, June). The future of renewable energy. *Paper presented at the International Conference on Sustainable Energy*, Amsterdam, Netherlands. <https://doi.org/10.2345/6789012345>

Thesis or dissertation: Last name, Initials. (Year). Title of dissertation or thesis (Doctoral dissertation or Master's thesis). Name of Institution.

Example: Johnson, R. A. (2017). *An investigation of student engagement in online learning environments* (Doctoral dissertation). University of California, Los Angeles.