

# U.S. Constitution: Then and Now

## Unit 1 Week 1

Create your own version by Going to File > Make A Copy > Last Name, Benchmark US Constitution

Standards: RI.5.3, RI.5.5, W5.1,

Directions: All Photos are linked to videos, sites or google drawings.

### Engage



Double Click Image  
5.1.3.1, 5.1.4.1, 5.1.4.2


#### Your Task

Watch the video!  
Answer any of the following questions:  
What do you notice? What do you wonder? What stood out?

Write a short summary of how the constitution was made.

#### Response

### Explore

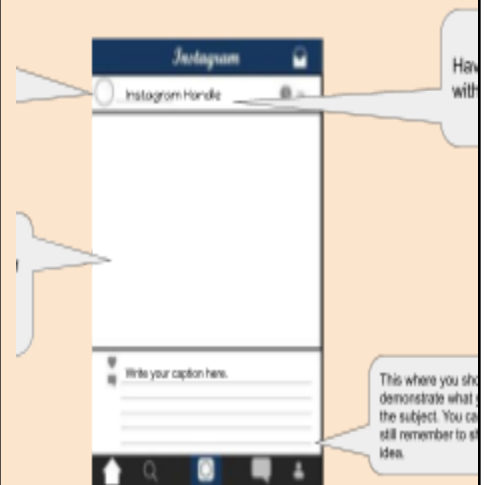


Double Click Image  
5.1.2.1, 5.1.3.1, 5.1.4.1, 5.1.4.2

#### Your Task

Back then they didn't have any social media (probably for a good reason). Pretend that you're James Madison (use information from image), and you want to make a #TBT post. As James Madison what it would have been like to be at the constitutional convention?

#### Response



# Explain

You've read "The US Constitution: Then and Now" and Voting Rights Act Address"

5.1.2.2  
5.1.2.3  
5.1.2.4

## Your Task

Informational Text **ASSIGN AS CHALLENGE W/ DUE DATE SO STUDENT CAN GET TO ON OWN** and Persuasive Writing

## Response



**(ACTIVITY LINK ABOVE- LINK TO YOUR OWN SEESAW ACCOUNT)**

Now compare the two pieces of literature!

Categories	Creating the Constitution	Voting Rights Act Address
Purpose of writing:		
Point of View:		
Language (Formal, Informal, Persuasive) and evidence to exemplify it:		
Example of Facts, reasons and evidence to support their purpose:		

# Apply

Who was James Madison?

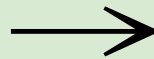


Double Click Image or you can look at your consumable

## Your Task


You are going to begin writing an informational text on James Madison.

What are some important facts or evidence about James Madison and his life.



## Response

# Share

 <p>5.1.5.1, 5.1.2.1, 5.1.2.3 Click the link above to go to Flipgrid</p>	<p><b>Your Task</b></p> <p>Go to Flipgrid, record a video that explains What the most important features of informational text and what are some examples from the text "The US Constitution: Then and Now"</p> <p>To Extend share: Change the settings in flipgrid to allow for commentary --- can be a digital culture lesson---</p>	<p><b>Response</b></p> <p><a href="#">Flipgrid</a></p> <p><b>TEACHERS NEED TO ADD THEIR OWN FLIPGRID TO THE LINK ABOVE.</b></p>
<p><b>Extend</b></p>		
<p>Use the evidence you supplied from above, or click on the media from before to integrate some of the information you have learned about James Madison.</p>	<p><b>Your Task</b></p> <p>Create a comic of James Madison's involvement with the constitution!</p>	<p><b>Response</b></p> 