

Overlord mobile gacha game guide for EN users

[Introduction/Overview](#)

[Download the game from JP store](#)

[Reroll](#)

[VIP](#)

[User Interface](#)

[Home \(MyPage\)](#)

[Characters](#)

[Character's Stats and Type](#)

[Relics of Chaos](#)

[Ancestral Library](#)

[Character Affection](#)

[Achievements](#)

[Mission](#)

[Summon](#)

[Release Banner](#)

[Friends](#)

[Settings/Binding Account](#)

[Quests and Battle system](#)

[Party](#)

[Main Story](#)

[Single Quests \(Chaos Memory\)](#)

[Strengthening quests](#)

[Battle interface](#)

[Multiplayer](#)

[Event](#)

[Nazarick Revival Plan - Start!](#)

[Roster](#)

[5* Characters](#)

[4* Characters](#)

[3* Characters](#)

[2* Characters](#)

[5* Relics](#)

[4* Relics](#)

Source:

- Overlord website : <https://overlord-game.com>
- Overlord VTuber Channel : https://www.youtube.com/channel/UCv5yMCWzjt5w_1czERqYkvQ
- QooApp : <https://news.qoo-app.com/en/post/35902/>
- Appmedia : <https://appmedia.jp/overmass/3086605/>
- Gamewith : <https://gamewith.jp/overlord/>

V1.0 : Pre-Release Guide

V1.1 : Added 5* characters skill descriptions

V1.2 : Added Multiplayer and Library

V1.3 : Added 5* And 4* Relics

V1.4 : Added 1h Quest Schedule

V1.5 : Added all 4* and 3* Char (Credit to @Atero)

Introduction/Overview

This is an alternate story of Overlord.

In 2138 AD, the Dive MMO-RPGs use nanotechnology to create a neuronal interface which can be connected to a dedicated game hardware.

The results is an immersive gaming experience in which the players feel like in reality but in a virtual world.

Among those DMMO-RPG, one title stood out : YGGDRASIL.

With more than 700 races, 2000 classes, 6000 magic types, and the possibility to fully customize your avatar, items, home and internal data, the players were welcomed by nine different worlds in a gigantic map.

Contrary to the other DMMO-RPGs that focused on combat, this game offered limitless possibilities for enjoyment. This why when you speak of DMM-RPGs in Japan, Yggdrasil was the game accepted by everyone.

But despite the once extreme popularity of the game, time came for it to cease its service. The player Momonga was waiting silently for this moment inside the guild that provided so much fun to him and his friend.

When the time came, nothing seemed to happen. However when Momonga tried to log out, the functionality had disappeared.

And now, what lies in front of you is the destroyed appearance of that guild, "The Great Tomb of Nazarick".

The Goal of this guide is to provide as much information as possible in English so that we can enjoy this game together.

Download the game from JP store

This game checks where you download the apk, thus making 3rd party website (QooApp, ApkPure,) unusable (for now).

In order to download it effectively, you need a JP account.

For that you will need a VPN to tunnel your connection through Japan.

While you are connected through VPN to the Japanese Internet, you will have to create a Google/Apple account.

Finally while still being in Japan, go to the store under this new account and download the App. If you can't find it, use your browser to find it. If it says that the App is not available in your country, the account you created wasn't recognised as Japanese.

After the game has been downloaded and installed, you can sever the connection with the VPN, the App will launch nonetheless and work normally.

Reroll

On Android, clearing Data is enough for rerolling, no need to uninstall the App.

You can reuse the same username.

Once you have settled on an account, be sure to issue a Password+ID to recover your account in case you lose it.

I strongly advise if you want to reroll to aim for a character you like more than one supposedly better for any reasons. All 5* are strong, Momonga is by far above the rest to respect the lore, this why his drop rate is halved. But I don't think a team of 4 Momonga in Multiplayer will be the best idea so find your niche.

VIP

Many were wondering what VIP is, and it's no more than a monthly card.

You get an initial amount of 375 paid Chaos Stones, then each day you collect 10 free Chaos Stones.

Then there are 5 VIP levels that reward you upon your 5th, 15th and 25th login of the month. The first VIP level is 10, 20 and 40 free Stones. then by being VIP multiple months in a row, this amount increases.

At the maximum VIP level you earn 50, 100, 200 Stones upon your 5th, 15th and 25th login.

Additionally you get a 5* Relic of Chaos when you purchase it for the first time:

"Mass for the dead, Increase Magic skill damage"

Card	On purchase	Daily	5th login bonus	15th login bonus	25th login bonus	Total if 30 login
Bronze	375	10	10	20	40	745
Silver	375	10	20	40	80	815
Gold	375	10	30	60	120	885
Platinum	375	10	40	80	160	955
Black	375	10	50	100	200	1025

User Interface

Home (MyPage)



In this menu, you can interact with the different character by touching them. You can also trigger special conversation with specific characters.

You can swipe both horizontally and vertically to observe the place.

Chaos Seed : On the right there is a magical tree that grew inside the place, the Tree of Chaos. By tapping the shining fruit that appears at fixed times, you can earn different items. Refresh happens at 04:00, 12:00, and 20:00 JST.

Daily Pleiades Shop : On the left, one member of the Pleiades holds a daily shop where you can buy specific items.

Certain character have a affection level that you can increase by conversing with them, by doing so you can unlock more conversations and rewards.

From this main interface you can access all the others menu by pressing on the related icon.

Buttons on the left :

- ! News
- (Gifts)
- Friends

Buttons on the bottom:

- キャラクター Characters
- 混沌の遺物 Relics of Chaos
- 最古図書館 Ancestral Library
- ミッション Missions
- ショップ Shop
- 召喚 Summon
- 機能 Settings

Buttons on the middle:

- ストーリー Story quests
- シングル Single quests (Chaos Memories)
- マルチ Multiplayer

On the Top:

- Achievement title, Player name and level
- VIP status icon
- Stamina and refresh timer
- Game currency (coins)
- Paid currency (Chaos Stones)



(Source QooApp)

Characters



(Source QooApp)

Upgrade Character



You can enhance characters by using the appropriate materials. By raising the level of the characters, they gain additional statistics.

Once you reach the maximum level, the character can be limit broken to further raise the maximum limit. This requires special materials of the **same color** as the unit.

The initial level limit is 60 for a 5*, which can be increased to 70, 80, 90 and finally 100. The initial maximum level for 3* is 40, and for 4* it's 50.

In order to Limit break a Character, you will need Crystals of the same **Color** than the character (color of the icon). There is 5 colors, (Blue, Red, Green, Yellow, Purple) and they are available on a rotation in the Daily Pleiades Shop.

Upgrade Skill



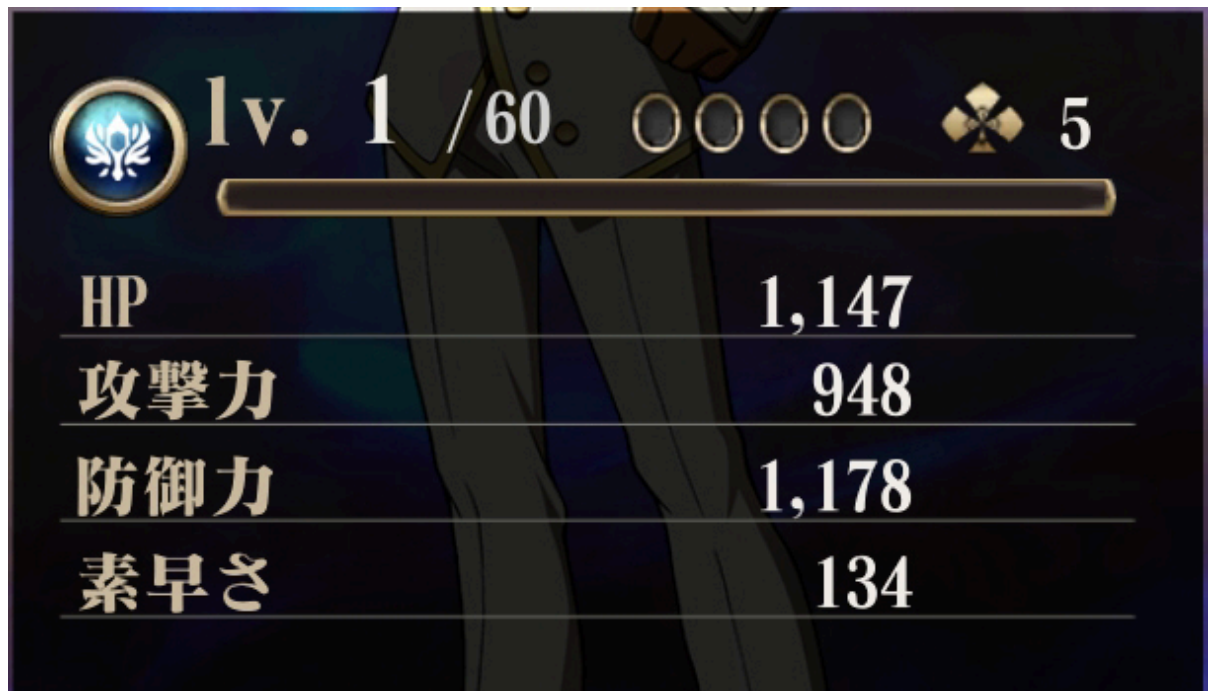
Skills can also be enhanced with certain materials, however at first only one skill is available for enhancement. To unlock the possibility to level up the other skills you need to reach a certain character level and limit breaks.

Secret move can be upgraded with **Duplicates** of the same character.

The material to enhance skills is **Parchment**, and to limit break it you will need **Books**, however there is different types of books depending on the Attribute of the Skill (Attack/ Support/ Heal/ Defense).

Be sure to check the Daily Pleiades Shop to get the books of the right type.

Character's Stats and Type



Each character has the following data from top to bottom:

- Unit type (Top-left corner),  is support,  is damage dealer, there is also a shield for tank and a staff for healer.
- Unit Attribute (same icon) indicated by color, this is important because of Triangle Advantage :
- Level from 1 to 60 for a 5* without limit breaks (LB), up to 100 at Maximum LB (MLB)
- Number of LB (Empty dots that fills with every LB) from 0 to 4 at MLB
- Lucky number (Clover symbol), affects drop rates, related to rarity, increase by duplicates.
- Exp bar
- Health Points (HP)
- Attack (攻撃力)
- Defense (防御力)
- Speed (素早さ)





The battle system is turn based, at each turns damage is dealt to and received from enemies using a formula:

Hp loss = function(Skill multiplier, Attack of initiator, Defense of receiver, buffs/debuffs, Triangle Advantage, rng)

The order of Actions within a turn is based on descending order of everyone's Speed but with a random modifier, so the turn order is not deterministic.

Some skills and relics of chaos can apply in-combat buff/debuff to each of the 4 stats, and to

other in-combat stats like magic damage  or physical damage . Damage oriented skills have the sword icon, while support skills have the support icon. They are Single Target (ST), Area of Effect (AoE), and non damaging skills.

Example : Aura 1st skill, support type, "Petrification ペトリフィケーション"
ST magical attack and apply petrification status to target.

Relics of Chaos



Enhance \ Limit break



Relics of Chaos are equipped to your characters in battle. They provide various benefits and their statistics add to the character they are equipped to.

They can also be leveled up and limit broken by using other Relics of Chaos.

Only using Dupes of the Relic will Limit break it.

Ancestral Library



Character Affection

Some of the characters have an affection level, for example Albedo below has an affection level of 1/17 :



There is 3 tabs from left to right:

- Chaos memory : this is character related stories (maybe quests)
- Voice : you should be able to unlock and play voice lines of the character
- Acquisition list : List of the owned versions.

Chaos memories : They unlock by summoning each version of a character with affection level available. (for example there will be least two version of Albedo : “Compassionate Pure White Demon” and “Jet-Black Axe Knight”)

Then each part of the story unlocks by reaching the designated affection level.

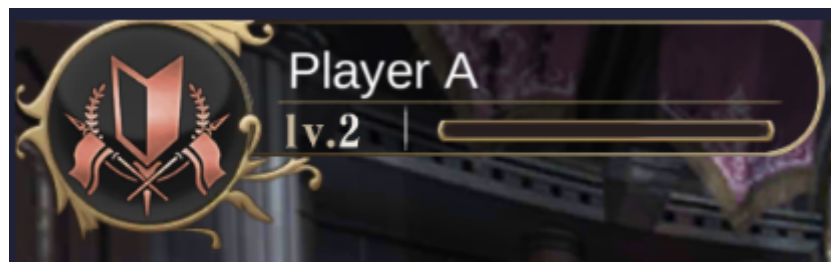
Achievements

You can unlock achievements by clearing missions related to your adventurer rank.


Each achievement provide a small bonus to your party, the sum of those bonus can be found in the second tab of the Achievement menu :



You can change the Achievement symbol by tapping on the symbol at the top-left corner of the screen in the Home screen (On the left of your name):



Then



Mission

Those are given by Albedo in her quality of Superintendent.



There is 3 types of missions that can give various rewards.

- デイリー Daily missions
- ウィークリー Weekly missions
- 階級別 Special missions

Daily Missions :

- Clear all Dailies, 1 Chaos Stone
- Enhance one Relic of Chaos, 1 Relic (2*)
- Clear 3 quests : 1 level-up stone
- Collect one Chaos Seed : 1 enhancement material

Weekly Missions :

- Clear all Weeklies
- Perform 1 summon
- Buy from the Pleiades daily shop
- Collect 10 Chaos Seeds
- Clear 3 Multiplayer battles
- Clear 3 daily Single Quests
- Clear 3 Strengthen Quests
- Enhance Relics of Chaos 7 times

Copper Missions

- Clear one Single Quest
- Collect one Chaos Seed
- Buy once from the Pleiades shop
- Change your Achievement Title
- Clear one Multiplayer quest
- Enhance a Chaos Relic 1 time
- Enhance a Chaos Relic 3 times
- Enhance one skill
- Enhance character level 1 time
- Enhance character level 3 times
- Support one Friend
- Clear all the copper Missions

Iron Missions

- Reach Player lvl 10
- The sum of your character's level reach 60
- Use skills 50 times
- Possess at least 5 relics of chaos
- Have 2 friends
- Clear chapter 3 episode 5
- Play 5 days
- Have a skill lvl 20
- Clear 20 quests
- Limit break one character
- Sell a chaos relic
- **Reach affection lvl 2** ← 5* Locked atm (Sebas and PA also don't have affection)
- Clear all the Iron Missions

Silver Missions

- Reach Player level 20
- Login total 10 Days
- The sum of your characters level reaches 80
- Limit break 2 characters
- Have one skill level 30
- Use 100 offensive skills
- Use 100 support skills
- Reach affection level 4
- Clear 30 Quests
- Support Friends 30 times
- Have 5 Friends
- Enhance 10 Relics of Chaos
- Clear all the Silver missions.

Summon

Characters and Relics of Chaos are summoned together in the same pool, Banners will have different rate-ups.

From left to right : **Daily single pull (30 Stones)**, **Single pull(50 Stones)**, **Ten Pull(500 Stones)**
 Daily pull requires **Paid** Stones (not the ones earned in-game)



Standard Pool

Rarity	Characters	Relics of Chaos
5*	2%	3%
4*	5%	10%
3*	40%	40%

Type/Attribute (Color)	Title	Name	Rate
Attack	Death Advocate	Momonga	0.117647%
Support	Superintendent	Albedo	0.2353%
Support	3rd Floor Guardian	Shalltear	0.2353%
Attack	5th Floor Guardian	Cocytus	0.2353%
Support	6th Floor Guardian	Aura	0.2353%
Healer	6th Floor Guardian	Mare	0.2353%
Attack	7th Floor Guardian	Demiurge	0.2353%
Tank	Head Butler	Sebas	0.2353%
Support	Treasure Guardian	Pandora's Actor	0.2353%

Release Banner



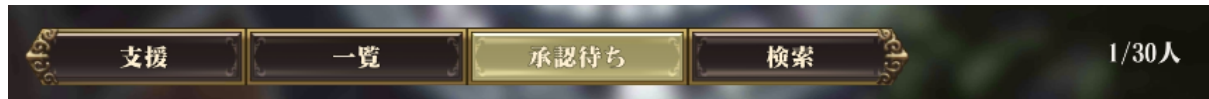
No Relics Rate up

Rarity	Characters	Relics of Chaos
5*	3%	3%
4*	5%	10%
3*	39%	40%

Type/Attribute (Color)	Title	Name	Rate
Attack	Death Advocate	Momonga	0.117647%
Support	Superintendent	Albedo	0.2353%
Support	3rd Floor Guardian	Shalltear	0.5686%
Attack	5th Floor Guardian	Cocytus	0.2353%
Support	6th Floor Guardian	Aura	0.5686%
Healer	6th Floor Guardian	Mare	0.5686%
Attack	7th Floor Guardian	Demiurge	0.2353%
Tank	Head Butler	Sebas	0.2353%
Support	Treasure Guardian	Pandora's Actor	0.2353%

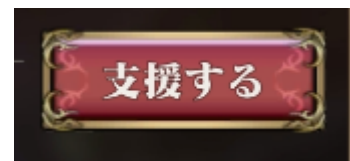
Friends

In the Friend menu (Home) there are 4 tabs :




Support	List	Request	Search	Friend count
---------	------	---------	--------	--------------

In Support, you can support your friends by pressing this red button :



In List, you can see the progression of the support bar to earn rewards:



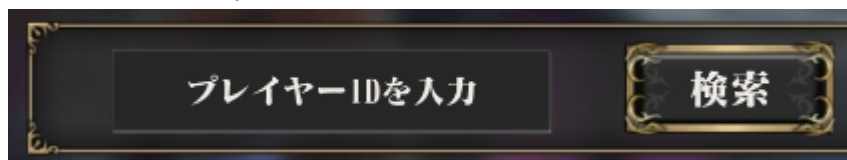
You can also delete Friend with this button :




In Request, you can **Deny** or **Accept** incoming friend requests :



In Search you can enter a friend's Friend ID to send an invite :



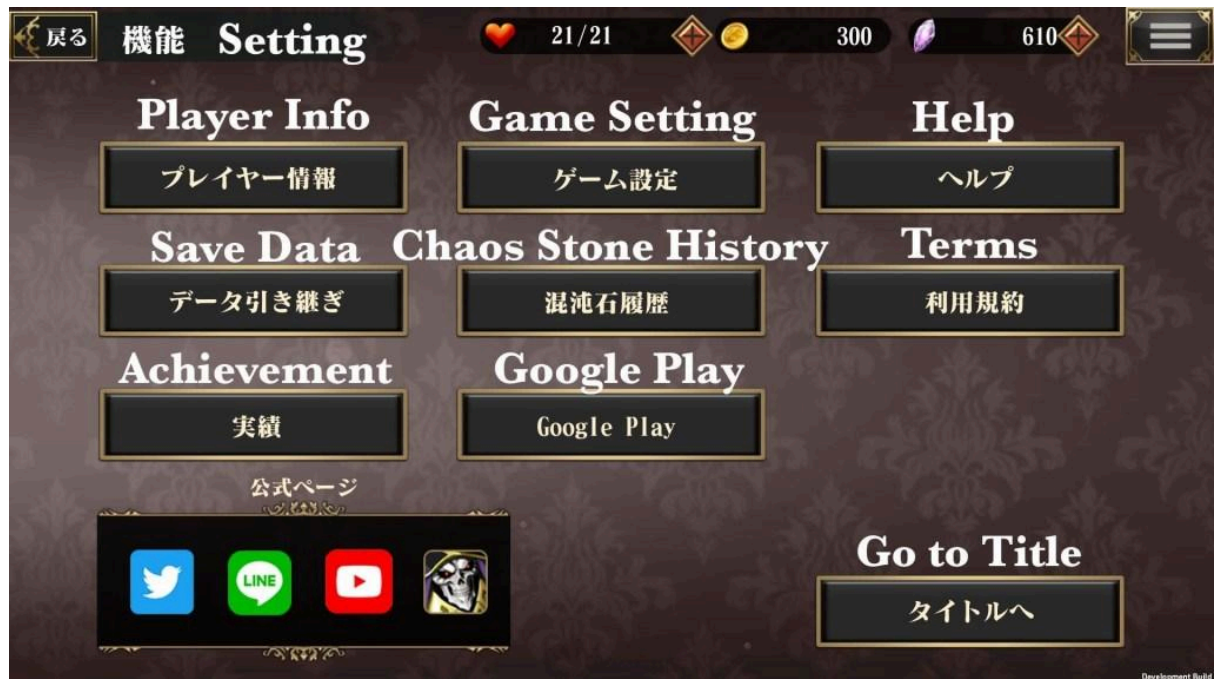
You can copy your own Friend ID with this button :



You can also send a request to the random people listed in this tab.



Settings/Binding Account



(Source QooApp)

To Bind an Account :

- Use “**Save Data**”



- The button on the top let you create a **Password** related to your **Player ID**, be sure to keep **Both** in order to transfer/recover your Account.



- The password should be between 8 and 16 symbols (enter it twice)

To Transfer/Recover your Account:

- Press the Top-right corner button in **Title Screen**
- Press the top-left button (starting with データ)
- The Top button is for the **Password + ID**, the bottom is **Google Play**

Quests and Battle system

Party



Main Story

The main story of this work.

You can read and advance an original storyline scenario of Overlord here.

Single Quests (Chaos Memory)



You can play character-specific quests here; they are unlocked when you raise their affection.

Daily single quests :



You can farm here for Limit Break materials, these quests rotate daily according to a weekly schedule :

Day	Monday	Tuesday	Wednesday	Thursday	Friday	Saturday	Sunday
Material						DPS/Tank	Sup./Heal

Strengthening quests

These appear during specific time windows during the day :

Material	CET	EST	PST	JST
Level-up	02:00-03:00	21:00-22:00	18:00-19:00	10:00- 11:00
Limit break	04:00-05:00	23:00-24:00	20:00-21:00	12.00- 13:00
Level-up	08:00-09:00	03:00-04:00	00:00-01:00	16:00- 17:00
Limit break	11:00-12:00	06:00-07:00	03:00-04:00	19:00- 20:00
Level-up	12:00-13:00	07:00-08:00	04:00-05:00	20:00- 21:00
Limit break	15:00-16:00	10:00-11:00	07:00-08:00	23:00- 24:00

The level-up material quests follow a 4-way rotation :

Character level-up Stones -> Skill level-up parchment -> Relics of Chaos -> Gold ->

The limit break material quests follow a 5-way rotation :

Power Type -> Technique Type -> Speed Type -> Wisdom Type -> Mind Type ->

JST	Thursday	Friday	Saturday	Sunday	Monday	Tuesday	Wednesday
10:00-11:00	Gold	Relics	Gold	Character	Relics	Skill	Gold
12:00-13:00	Mind	Speed	Power	Wisdom	Technique	Mind	Speed
16:00-17:00	Character	Gold	Skill	Gold	Character	Relics	Skill
19:00-20:00	Power	Wisdom	Technique	Mind	Speed	Power	Wisdom
20:00-21:00	Skill	Character	Relics	Skill	Gold	Character	Relics
23:00-24:00	Technique	Mind	Speed	Power	Wisdom	Technique	Mind

Battle interface



Turn-based battle system :

Basic commands include :

HP Secret Move %	Skill 1	Skill 2	Skill 3	Execute turn
Secret Move	Fight	Recharge	Guard	

Every character has a single unique secret move. It can be used when the secret move gauge is at 100%. The gauge can go up to the level of the secret move, times 100% (up to 500%). The level of the secret move is increased with duplicates.

Fight is a simple ST attack, Recharge affects secret move gauge, Guard will increase your defense.

Skills consumes a set number of MP to be used, you recover 1 MP per turn

If you want, there is also an AUTO mode and a FAST mode, in Auto the character will only use “Fight”. Those option carry over to the following quests.



Battle Result

Once you clear a quest, you can receive Items, XP, Affection increases and various other rewards here.

Also, when quests are cleared as part of a mission, you will receive additional rewards here too.

Stars are attributed when clearing the quest under certain conditions. Those can be :

- Clearing the quest
- Clearing without using the “continue” feature (revives the team)
- Using multiplayer
- Using a set number of skills
- Having more than 50% HP left in your party
- Clearing under 10 turns
- No one dies

Multiplayer

Play with up to 4 other players.

Item drops for clearing quests increase when there are more players.

Players taking part in multiplayer mode do not expend stamina, only the host do.



Host



Settings



If you set the room to “Private”, a **4-digit password** will be created. Share it to your friends to play together.

Host room




You can check the stats of the players that joined, however it's not possible to kick them.

You can see in real time what actions the other players selected in the top-left corner of the screen.



If you want/need, you can use emotes to communicate :



From left to right :

- Hi よろしく
- OK オーケー
- Thanks ありがとう
- Sorry ごめん
- That's impressive! さすが!
- Leave it to me! 任せろ!
- Help! ピンチ!
- I want support サポート求む
- Let's use a secret move 奥義狙おう
- Let's defend this turn 一旦守ろう

Event

Nazarick Revival Plan - Start!

From **March 1st**, complete battles and collect events Pt.
Help the Pleiades to investigate the mysterious rift inside Nazarick.

According to the **total acquired event Pt.**, get special rewards.

Furthermore, they will be a **global point ranking** to earn rank limited rewards.

○ Event guidelines:

【Duration】

3/1 (Friday) 15: 00 ~ 3/11 (Monday) 14: 59 JST

【Ranking result display period】

3/12 (Tue) 15: 00 ~ 3/13 (Thu) 14: 59 JST

【Event Summary】

You can earn points by clearing the event story battles.
Also by advancing the story, **Multplayer** compatible quests will unlock.
Then you can collect pt efficiently in cooperation with other players.

【Reward Distribution Period】

Point reward: during the event.
When it reaches the prescribed point total, it is sent to the present box.

Ranking reward: after announcing the ranking results.
It will also be sent to the gift box.

【Example of Rewards】

Relics of chaos "Between the collapsed throne"
Relics of chaos "Enhanced Goods · Large"
Ticket "★ 4 or more summon tickets"
100,000 Gold coins.

※ Please understand beforehand that Event start and end time may be changed without notice.

Roster

5* Characters

Momonga

Attack Type

Skill 1: Darkness Sphere, MP 3 - ST [Dark] Magical Attack

Skill 2: Self-Enhancement: Dark Attacks, MP 2 - [Self] increase Dark damage

Skill 3: Negative Burst, MP 6 - AoE [Dark] Magical Attack

Secret move: Fallen Down, AoE Magical Attack

Albedo

Support Type

Skill 1: Skill Boost, MP 2 - [Ally] ST Increase skill damage

Skill 2: Poison Mist, MP 7 - AoE Magical Attack and inflicts [Poison]

Skill 3: Succubus Eyes, MP 6 - AoE Decrease defense and inflicts [Sleep]

Secret move: Devil's Wings, AoE Physical Attack

Demiurge

Attack Type

Skill 1: Maximize Magic MP 2 - [Self] increase Magical damage

Skill 2: Self-Enhancement: Flame Attacks MP 2 - [Self] increase [Fire] damage

Skill 3: Hell Flame MP 3 - ST [Fire] Magical Attack

Secret move: Sodom's fire and brimstone, AoE [Fire] Magical Attack

Shalltear Bloodfallen

Support type

Skill 1: Resist Break +, MP 2 - ST Decrease Magical resistance

Skill 2: Paralyze, MP 5 - ST Magical Attack and inflict [Paralysis]

Skill 3: Implosion, MP 5 - ST Magical Attack and Decrease defense

Secret move : Vermillion Nova, ST [Dark] Magical Attack

Aura

Support type

Skill 1: Petrification, MP 5 - ST Magical Attack and inflicts [Petrified]

Skill 2: Beast killing, MP 3 - ST Physical Attack with increased damage against [Beast]

Skill 3: Sigh, MP 3 - ST Decrease physical attack and speed

Secret move : Rain Arrow, AoE Physical Attack

Mare

Healer type

Skill 1: Dragon Earth, MP 3 - ST [Earth] Magical Attack

Skill 2: Resistance+, MP 2 - [Ally] ST Buff Magic damage reduction

Skill 3: Mass middle cure wounds, MP 6 - [Allies] AoE HP recovery

Secret move : Yggdrasill collection, AoE HP recovery

Cocytus

Attack type

Skill 1: Demi-human Killing, MP 3 - ST Physical Attack with increased damage against Demi-human

Skill 2: Self-Enhancement: Wind MP 2 - [Self] increase [Wind] damage

Skill 3: Cutting Wind MP 5 - ST [Wind] Physical Attack

Secret move : Acala's sword, AoE Physical Attack

Sebas

Tank type

Skill 1: Human killing, MP 3 - ST Physical Attack with increased damage against [Human]

Skill 2: Magical Seal, MP 5 - ST Physical Attack that inflicts [Seal]

Skill 3: Self hardening, MP 3 - [Self] Reduce incoming damage, [Self] draws enemies attacks

Secret move :Percussion aerodynamics, ST Physical Attack

Pandora's Actor

Support type

Skill 1: Weakness +, MP 3 - ST Reduce Attack, Defense and Speed

Skill 2: Dark, MP 5 - ST [Dark] element Magical Attack

Skill 3: Polish Item, MP 3 - [Allies] AoE Increase Attack and Speed, Decrease incoming damage

Secret move : Item fetichism, AoE Physical Attack

4* Characters

Nabe

Support type

Skill 1: Hardening +, MP 2 - [Ally] ST Reduce incoming damage

Skill 2: Lightning, MP 5 - ST [Electricity] Magical Attack

Skill 3: Magical enhancement, MP 2, [Self] increase Magical skill damage

Secret move : Lightning Blast, ST [Electricity] Magical Attack

Crusc

Healer

Skill 1: Earth, MP 5 - ST [Earth] element magical attack

Skill 2: Paralyze, MP 5 - ST magical attack and inflicts [Paralysis]

Skill 3: Flesh/Fresh Healing, MP cost: 3, [Ally] ST HP recovery

Special move: Heavy Recover, ST HP recovery

Lupusregina

Healer

Skill 1: Protect Boost+, MP 2 - [Ally] ST Reduce incoming damage

Skill 2: Puppet Killing+, MP 3 - ST Physical Attack with increased damage against [Puppet]

Skill 3: Regeneration, MP 4 - [Ally] ST Give [HP recovery over time] status.

Special move: All Greater Heal, [Allies] HP recovery

Hamsuke

Tank

Skill 1: Human Killing, MP 3 - ST Physical Attack with increased damage against [Human]

Skill 2: Taunt+, MP 3 - [Self] Reduce incoming damage and [Self] draws enemies attacks

Skill 3: Skin/Pelt Hardening, MP 2 [Self] Reduces incoming damage

Special move: Hamster Bullet, ST Physical Attack

Yuri

Attacker

Skill 1: Strike, MP 3 – ST Physical Damage

Skill 2: Armament Enhancement (Medium), MP 2 – [Self] Physical Skills' Power Up

Skill 3: Iron Skin, MP 2 – [Self] Physical ATK Power Up

Secret move: Impact Blow – ST Physical Damage

Narberal (Pleiades outfit)

Attacker

Skill 1: Lightning Enhancement (Medium), MP 2 – [Self] Increases [Lightning] ATK
Skill 2: Enhanced Magic Resist (Medium), MP 2 – [Self] Reduces incoming Magical Damage
Skill 3: Lightning Shock, MP 5 – ST [Lightning] Magical Damage
Secret move: Chain Dragon Lightning – ST [Lightning] Magical Damage

Shizu

Attacker

Skill 1: Heteromorphic Special Effect, MP 3 – ST Physical Attack with extra damage to [Heteromorph]
Skill 2: Magic Sealing Shoot, MP 5 – ST Physical damage and inflicts [Sealed] effect
Skill 3: Next Bullet Loading, MP 2 – [Self] Physical ATK Power Up
Secret move: Contact Engage – AoE Physical Damage

Solution

Supporter

Skill 1: Attack Power Destruction (Medium), MP 2 – ST ATK Down
Skill 2: Poison Bomb, MP 3 – ST [Poison] Magical Damage
Skill 3: Venom Paint, MP 2 – [Ally] Physical ATK Power Up
Secret move: Decapitating Whip Cage – ST Physical Damage

Entoma

Supporter

Skill 1: Weapon Destruction (Medium), MP 2 – ST Physical ATK Down
Skill 2: Electric Sphere, MP 3 – ST [Lightning] Magical Damage
Skill 3: Enhancing Amulet, MP 4 – [Allies] ATK and Speed Up, Incoming Damage Down
Secret move: Great Ball Lightning Amulet – AoE Magical Damage

Gazef

Attacker

Skill 1: Undead Killing, MP 3 – ST Physical Attack with extra Damage to [Undead]
Skill 2: Physical Strengthening (Medium), MP 2 – [Self] Physical ATK Up
Skill 3: Fourfold Slash of Light, MP 5 – ST [Light] Physical Damage
Secret Move: Sixfold Slash of Light – ST [Light] Magical Damage

Zaryusu

Attacker

Skill 1: Demihuman Killing, MP 3 – ST Physical Attack with extra Damage to [Demihuman]

Skill 2: Ice Enhancement (Medium), MP 2 – [Self] Increase [Ice] ATK

Skill 3: Whirlwind, MP 6 – AoE Physical Damage

Secret Move: Ice Burst – ST [Ice] Magical Damage

Fen

Attacker

Skill 1: Slime Killing, MP 3 – ST Physical Attack with extra Damage to [Slime]

Skill 2: Speed Enhancement, MP 2 – [Self] Speed Up

Skill 3: Strong Slash, MP 3 – ST Physical Attack

Secret Move: Black Wolf's Slashing Claws – ST Physical Damage

Quadracile

Support

Skill 1: Insect Killing, MP 3 – ST Physical Attack with extra Damage to [Insect]

Skill 2: Posion Whip, MP 4 – ST Physical Damage and inflicts [Poisoned] effect

Skill 3: Armor Destruction, MP 2 – ST Physical DEF Down

Secret Move: Invisible Whip – ST Physical Damage

3* Characters

Kyuku (Bone Lizard)

Tank

Skill 1: Taunt, MP 3 – [Self] Incoming Damage Down and [Self] draws enemies attacks

Skill 2: Slash, MP 3 – ST Physical Damage

Skill 3: Physical Strengthening (Medium), MP 2 – [Self] Physical ATK Up

Secret Move: Sharp Blow – ST Physical Damage

Iguva=41

Attacker

Skill 1: Magical Enhancement (Medium), MP 2 – [Self] Magical ATK Up

Skill 2: Magic Arrow, MP 3 – ST Magical Damage

Skill 3: Fire Arrow, MP 5 – ST [Fire] Magical Damage

Secret Move: Fire Ball – ST [Fire] Magical Damage

Death Knight

Tank

Skill 1: Hardening (Medium), MP 2 – [Self] Incoming Physical Damage Down

Skill 2: Slash, MP 3 – ST Physical Damage

Skill 3: Death's Provocation, MP 3 – [Self] Incoming Damage Down [Self] Draws enemies attacks

Secret Move: Shield of Death – [Self] Incoming Damage Down [Self] Draws enemies attacks

Vampire Bride A

Attacker

Skill 1: Poison Bomb, MP 5 – ST [Poison] Magical Damage

Skill 2: Poison Enhancement, MP 2 – [Self] Increases [Poison] Damage

Skill 3: Magic Arrow, MP 3 – ST Magical Damage

Secret Move: Magic Shot – ST Physical Damage

Vampire Bride B

Attacker

Skill 1: Dark Shot, MP 5 – ST [Dark] Magical Damage

Skill 2: Magical Enhancement, MP 2 – [Self] Magical Damage Up

Skill 3: Magic Shot, MP 3 – ST Magical Damage

Secret Move: Magic Shot – ST Physical Damage

Brain

Attacker

Skill 1: Human Killing, MP 3 – ST Physical Damage with extra damage to [Human]

Skill 2: Slash, MP 3 – ST Physical Damage

Skill 3: Field, MP 2 – [Self] ATK & Speed Up

Secret Move: Instantaneous Flash – ST Physical Damage

Peter

Attacker

Skill 1: Nevergla Killing, MP 3 – ST Physical Damage with extra damage to [Slime]

Skill 2: Rapid Defense Destruction, MP 3 – ST Physical Damage and Physical DEF Down

Skill 3: Technical+, MP 2 – [Ally] Physical Damage and Critical Rate Up

Secret Move: Slash – ST Physical Damage

Lukrut

Attacker

Skill 1: Rapid Poison, MP 4 - ST Physical Damage and inflicts [Poisoned] effect

Skill 2: Rapid Sleep, MP 5 – ST Physical Damage and inflicts [Sleep] effect

Skill 3: Insect Killing, MP 3 - ST Physical Attack with extra Damage to [Insect]

Secret Move: Firing - ST Physical Damage

Ninya

Support

Skill 1: Magic Arrow, MP 3 – ST Magical Damage

Skill 2: Strength+, MP 2 – [Ally] Physical ATK Up

Skill 3: Resist Down, MP 2 – ST Magical DEF Down

Secret Move: Magic Arrow – ST Magical Damage

Dain

Healer

Skill 1: Middle Healing, MP 3 – [Ally] HP Restore

Skill 2: Mud Arrow, MP 5 – ST [Earth] Magical Damage

Skill 3: Rock Boost (Medium), MP 2 – [Ally] Increases [Earth] ATK

Secret Move: Light Healing – [Ally] HP Restore

Nigun

Attacker

Skill 1: Luminous, MP 5 – ST [Light] Magical Damage

Skill 2: Shining Boost+, MP 2 - [Ally] Increases [Light] ATK

Skill 3: Magic Boost+, MP 2 – [Ally] Increases Magical ATK

Secret Move: Fire Rain – ST [Fire] Magical Damage

Jack the Ripper

Support

Skill 1: Nevergl Killing, MP 3 – ST Physical Damage with extra damage to [Slime]

Skill 2: Recovery Down+, MP 2 – ST Recovery Power Down

Skill 3: Mass Slow, MP 2 – AoE Speed Down

Secret Move: Fierce Claws – ST Physical Damage

Corpse Collector

Attacker

Skill 1: Beast Killing, MP 3 – ST Physical Damage with extra damage to [Beast]

Skill 2: Puppet Killing, MP 3 - ST Physical Damage with extra damage to [Puppet]

Skill 3: Dragon Killing, MP 3 - ST Physical Damage with extra damage to [Dragon]

Secret Move: Rigid Blow – ST Physical Damage

Zenberu

Tank

Skill 1: Taunt, MP 3 – [Self] Incoming Damage Down [Self] draws enemy attacks

Skill 2: Dragon killing, MP 3 - ST Physical Damage with extra damage to [Dragon]

Skill 3: Hardening+, MP 2 – [Self] Incoming Damage down

Secret Move: Iron Natural Weapon - ST Physical Damage

Shasuryu

Tank

Skill 1: Taunt, MP 3 – [Self] Incoming Damage Down [Self] draws enemy attacks

Skill 2: Hardening+, MP 2 – [Self] Incoming Damage down

Skill 3: Dragon killing, MP 3 - ST Physical Damage with extra damage to [Dragon]

Secret Move: Mass Slight Cure Wounds – [Allies] Restore HP

Climb

Attacker

Skill 1: Slash, MP 3 – ST Physical Damage

Skill 2: Human Killing, MP 3 - ST Physical Damage with extra damage to [Human]

Skill 3: Greater Evasion, MP 2 - [Self] Incoming Damage Down [Self] Evasion Rate Up

Secret Move: Greater Upper Slash - ST Physical Damage

Sukyu

Support

Skill 1: Variant Killing, MP 3 – ST Physical Damage with extra damage to [Fantastic]

Skill 2: Rapid Flash, MP 5 – ST Physical Damage & ST Accuracy Down

Skill 3: Strong Shot, MP 3 – ST Physical Damage

Secret Move: Sink Shot – ST Physical Damage

2* Characters

Mages

Support type

Skill 1: Wind Shot, MP 5 - ST [Wind] Magical Attack

Skill 2: Arts Bind+, MP 2 - ST Reduce physical skill damage

Skill 3: Armour Break, MP 2 - ST Reduce physical defense

Secret move : Penetrate Magic Attack, ST Magical Attack

Support type

Skill 1: Fire Shot, MP 5 - ST [Fire] Magical Attack

Skill 2: Super Bind+, MP 2 - ST Reduce magical skill damage

Skill 3: Weapon Break, MP 2 - ST Reduce physical attack

Secret move : Penetrate Magic Attack, ST Magical Attack

Support type

Skill 1: Frost Shot, MP 5 - ST [Water] Magical Attack

Skill 2: Magic Arrow, MP 3 - ST Magical Attack

Skill 3: Frost Boost, MP 2 - [Ally] Increase [Water] damage

Secret move : Penetrate Magic Attack, ST Magical Attack

Support

Skill 1: Light Shot, MP 5 – ST [Ligh] Magical Attack

Skill 2: Skill Break +, MP 2 – ST Skill ATK Down

Skill 3: Resist Down, MP 2 – ST Magic DEF Down

Secret Move: Penetrate Magic Arrow – ST Magic Damage

Support

Skill 1: Dark Shot, MP 5 – ST [Dark] Magical Attack

Skill 2: Flash, MP 5 – ST Magical Damage and Accuracy Rate Down

Skill 3: Magic Break+, MP 2 – ST Magic ATK Down

Secret Move: Penetrate Magic Arrow – ST Magic Damage

Adventurer

Attacker

Skill 1: Hardening, MP 2 – [Self] Incoming Physical Damage Down

Skill 2: Paralyze Strike, MP 5 – ST Physical Damage and inflicts [Paralyze] effect

Skill 3: Undead Killing, MP 3 - Physical Attack with extra Damage to [Undead]

Secret Move: Flash – ST Physical Damage

Attacker

Skill 1: Defense Destructing Slash, MP 5 – ST Physical Damage and Physical DEF Down

Skill 2: Poison Slash, MP 5 – ST Physical Damage and inflicts [Poison]

Skill 3: Nevergla Killing, MP 3 - ST Physical Attack with extra Damage to [Slime]

Secret Move: Flash – ST Physical Damage

Attacker

Skill 1: Defense Destructing Slash, MP 5 – ST Physical Damage and Physical DEF Down

Skill 2: Magic Sealing Slash, MP 5 – ST Physical Damage and inflicts [Seal]

Skill 3: : Nevergla Killing, MP 3 - ST Physical Attack with extra Damage to [Slime]

Secret Move: Flash – ST Physical Damage

Big Adventurer

Tank

Skill 1: Powerful Strike, MP 3 – ST Physical Damage

Skill 2: Magic Resistance Enhancement (Medium) – [Self] Incoming Mgsical Damage Down

Skill 3: Taunt – [Self] Incoming Damage Down [Self] Draws enemies attacks

Strike – ST Physical Damage

Small Adventurer

Attacker

Skill 1: Technique Enhancement (Medium), MP 2 – [Self] Physical ATK and Critcial Rate Up

Skill 2: Slash, MP 3 – ST Physical Damage

Skill 3: Body Enhancement (Medium), MP 3 – [Self] Physical ATK Up

Secret Move: Flash – ST Physical Damage

5* Relics

(Credit to Appmedia)

Greatest Trump Card

Speed

Poison resistance up



Mass for the dead

All stats

Increase Magic skill damage



Our dear treasure box

HP and Defense

Sleep resistance up



Symbol of the Guild

HP and Attack

Increase Magic damage



Mighty Warrior

Attack

Critical rate up



In front of You

Hp

Accuracy up



Attack
Paralysis resistance up



Defense and Speed
Incoming HP recovery up



Attack and Defense

Physical damage up



HP and Speed
HP recovery over time



Defense
Evasion rate up



4* Relics

(Credit to Gamewith and @Atero)

Unreachable Feelings

Stat: HP & ATK

Passive: Magical Skills' ATK Up



Mental Stabilization

Stat: DEF & HP

Passive: Sealing Resistance Up



Battle Maid Under the Moon

Stat: ATK

Passive: Magical DEF Up



Human Meat for Diet

Stat: HP & Speed

Passive: Physical DEF Up



Extreme Magic Invocation

Stat: ATK & Speed

Passive: Critical Rate Up



Lady of Affectation

Stat: DEF

Passive: Petrification Resistance Up



Wise King of the Forest

Stat: HP



Passive: Physical ATK Up

A Blow of Certain Death

Stat: All Stat

Passive: Physical Skills' ATK Up



Multiple Enhancement

Stat: Speed

Passive: Evasion Rate Up



Beast Tamer

Stat: DEF & Speed

Passive: Sleep Resistance Up



The Sword of Inevitable Hit

Stat: ATK & DEF

Passive: Accuracy Up



The Maids' Older Sister

Stat: HP & DEF

Passive: Paralyzation Resistance Up



Crown of Wisdom

Stat: ATK & Speed

Passive: Magical Skills' ATK Up



Maid Costumes are Decisive Weapons



Stat: All Stat

Passive: Magical ATK Up

Cute Automatic Doll

Stat: ATK & Speed

Passive: Poison Resistance Up



An Innocent Caretaker

Stat: HP & DEF

Passive: Sealing Resistance Up

