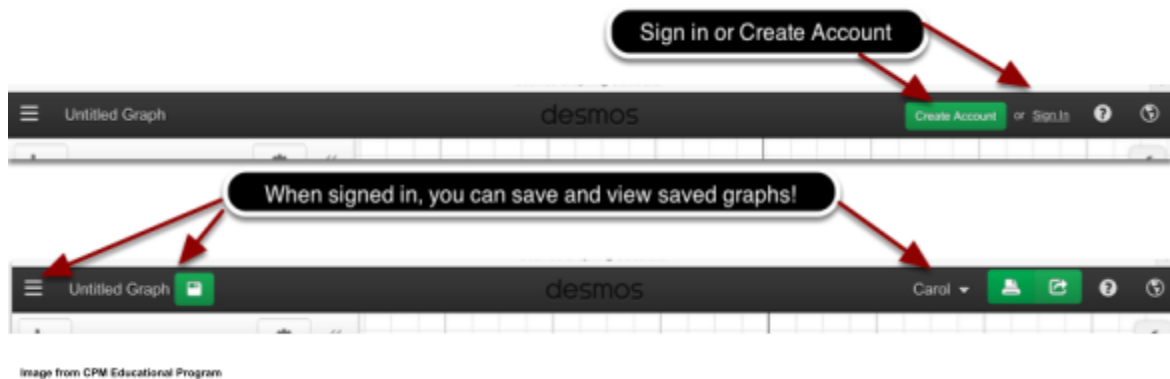


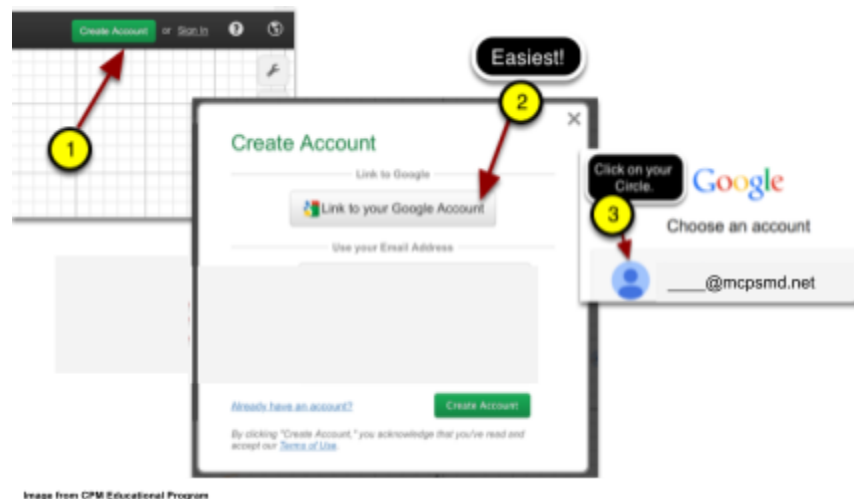
Introduction to Desmos (Getting Started)

This free graphing calculator allows students to create a free account to save all of their graphs, animations, and projects created.



Creating an account

Open google chrome and enter in the web address bar: desmos.com and click start graphing.



1. Click on Create Account (if you don't have an account) or sign in (if you have already registered for an account)
2. Click on Link to your google account
3. Use your google account to register.

Create and access saved graphs



Image from CPM Educational Program

To access saved graphs and create new graphs:

1. Click on the three parallel bars to open and close your saved graphs!
2. Click on "New Blank Graph" to create a new graph.
3. Click on any saved project. Then click on the "Open Graph".

Settings of a graph

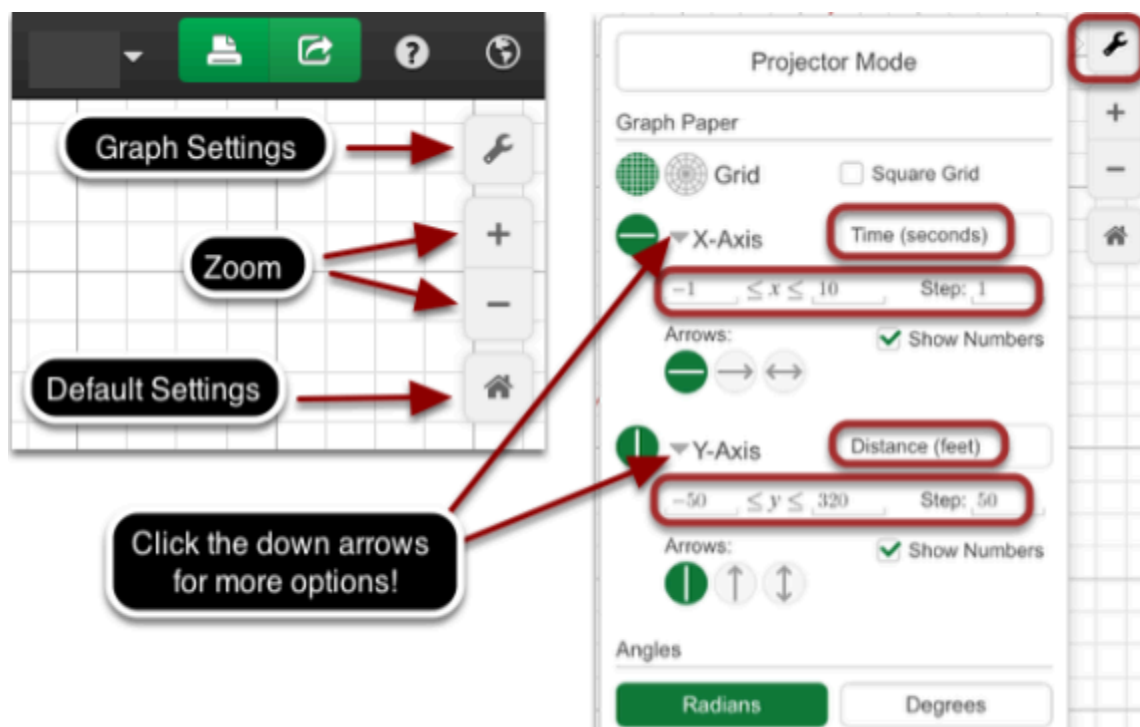
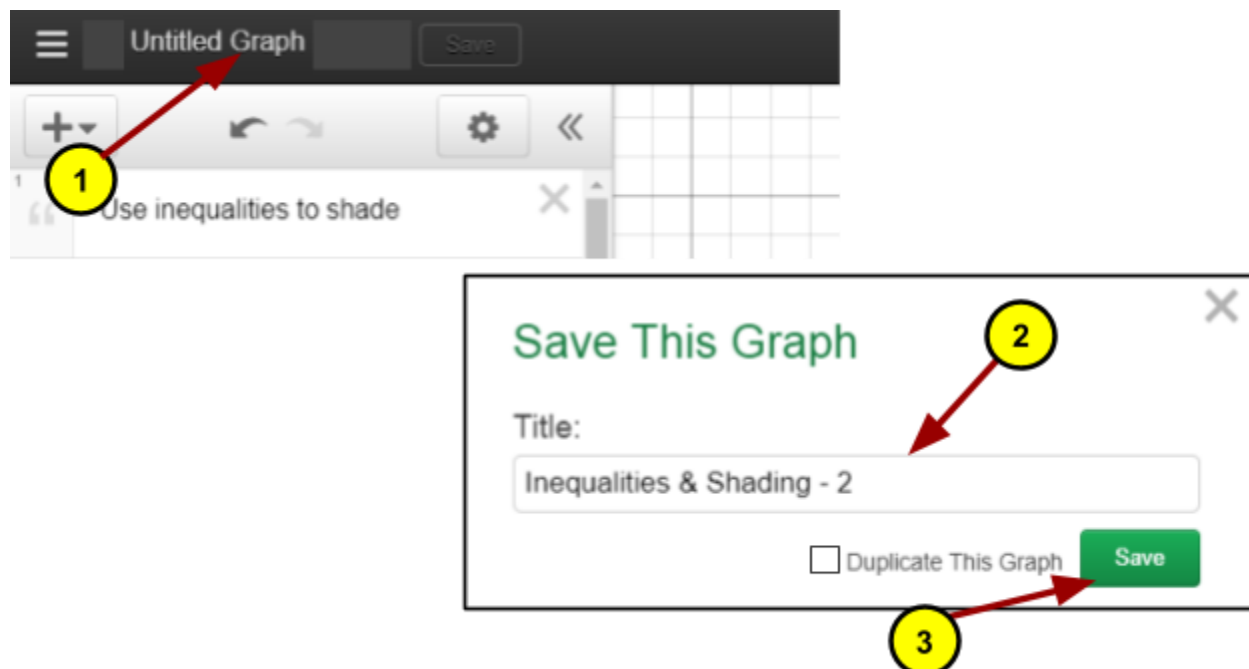


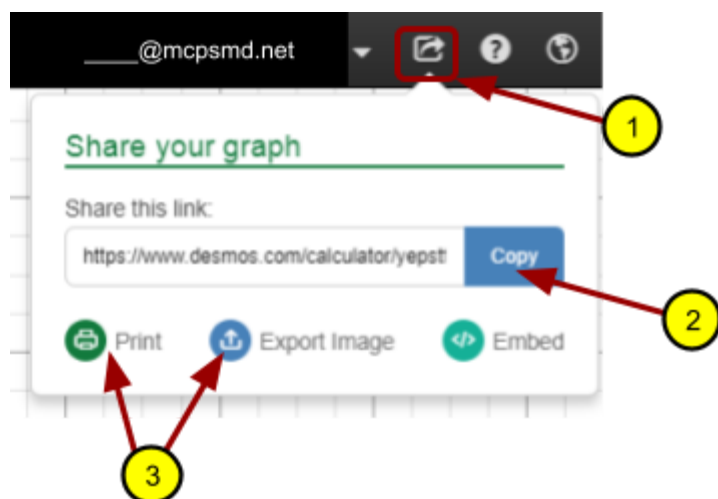
Image from CPM Educational Program

Saving a graph



1. Click on "Untitled Graph" name
2. Type name of your graph in the Title box
3. Click on "Save"

Sharing a graph



1. Click on Share icon
- Options:
2. Copy the link and share in a document
 3. Print or save an image of your graph

Adding Items - Graph

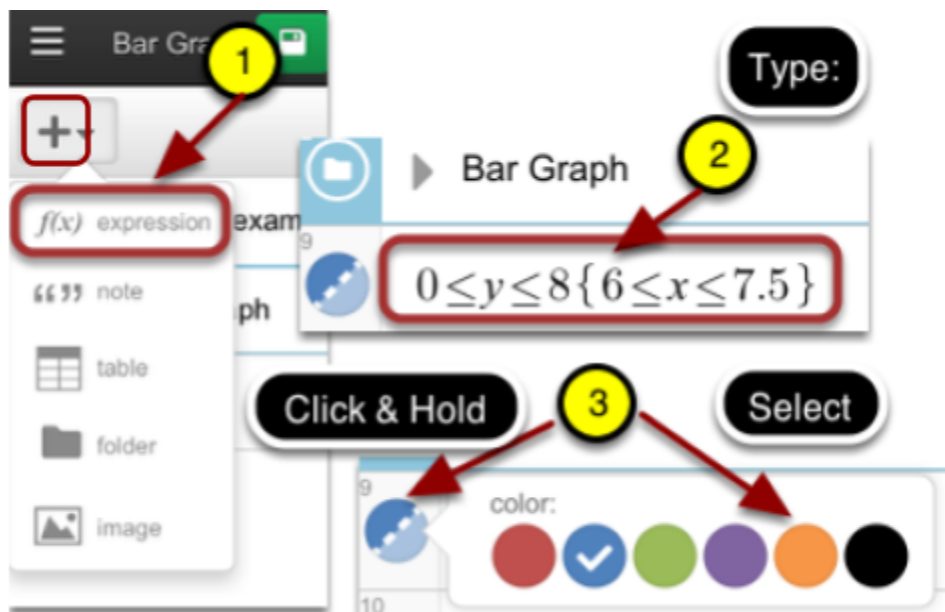




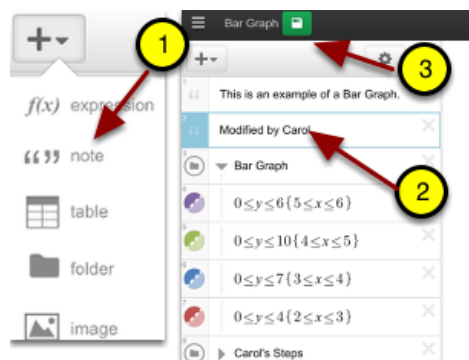


Image from CPM Educational Program

1. Click on the  and select $f(x)$ expression
2. Type in function. You may use the on-screen keyboard to access, click the  bottom left keyboard icon to select.
3. To change the color of the graph clicking the BLUE circle. Hold 3 seconds for the color palette to show. Select a different color.
4. Save your graph

Adding Items - Note

1. Click on the  and select  note
2. Type on your note
3. Save your work.



Keyboard Shortcuts

My Graphs: ctrl + o

Save: ctrl + s

Save-As or Rename: ctrl + shift + s

Undo: ctrl + z

Redo: ctrl + y

New expression: Press "enter"

Move up/down: Press the ↑ and ↓ arrow keys

Move left/right: Press the ← and → arrow keys

Add a new text box: Press the quotation keys (" ")

Delete an expression: Press "delete"

Symbols

Σ : Type "sum"

π : Type "pi"

θ : Type "theta"

$\sqrt{}$: Type "sqrt"

\prod : Type "prod"

Resources

Click on the resource links below to get started with Desmos:

- [Learn Desmos Youtube Playlist](#)
- [User Guide by Desmos](#)
- [Desmos Youtube Channel](#)