

DUNES OF OBLIVION

May 8-14, 2025



- ☀ No dungeons
- ☀ Pocket land
- ☀ 2 Inspiration Trees
- ☀ Coin of Spring
- ☀ 3 Inspiration Trees
- ☀ 10 CP cups

Collect Desert Tears from Glass Flowers to upgrade these energy wells. They give energy every few minutes after the upgrade



Story

Set out for the Dunes of Oblivion and uncover the secret of the city lost in the sands!

Long ago, far in the east, a magnificent city stood amidst the endless dunes. For many generations, its inhabitants lived in abundance, enjoying peace and wealth.

Until one man's thirst for power brought misfortune.

It's time to embark on a new adventure and discover what happened in that distant land.

Rewards



Light of the Night

Generates gifts every 24 hours, 10 times in total

Reward for completing the quests

















Desert Guardian

Clickable

From the mail. Upgraded with King's Spheres, which are given for completing the Adventurer Coin tasks

Quests

Name	Tasks	Icons
Unusual package COINS 2000 XP 2000 CHEST 1	Read the mail about the update	
	Place the Desert Guardian on your land	
	Upgrade the Desert Guardian	
Dunes of Oblivion XP 200 COINS 200 PERFUME 4	Go to the Dunes of Oblivion	
	Get the Precious Crystal	
	Light the Welcoming Fires	

Crossroads XP 500 COINS 500 GRIMOIRE 2	Upgrade the Well of Secrets	
	Make the Vigor Elixir	
	Get Altar Fires	
Sultan's announcement XP 600 COINS 600 RAINBOW 3	Restore the City Altar	
	Listen to the Sultan's announcement	
Four districts XP 700 COINS 700 INKWELL 4	Get the Emir's Seals	
	Bring the seals to the Guard Post	
The Central Square XP 800 COINS 800 EMERALD 5	Restore the City Obelisk	
	Activate the Ancient Ruins	
	Place the Ancient Runes near the City Obelisk and activate it	
The Central Square XP 900 COINS 900 COIN OF SPRING 1	Take the reward home	
The Central Square XP 1000 COINS 1000 MIXTURE AMBER 2	Go to the Secret Oasis	
	Connect the Temple Towers and notify Genie Godfather	
	Take the Gifts of the Oasis	

Adventurer Coin tasks

Main part of the land		
<div>Read the Librarian's Notes</div> <div></div>	<div>Get the Ancient Dictionary</div> <div></div>	<div>Find the Pyramid Blueprints</div> <div></div>
<div>Restore the Pyramid Parts</div> <div></div>	<div>Place the Pyramid Parts on the foundation and notify the Long-Tailed Guardian</div> <div></div>	<div>Restore the Stargazer's Tower</div> <div></div>
<div>Make the Golden Quadrant</div> <div></div>	<div>Get the Celestial Data</div> <div></div>	<div>Activate the Star Map</div> <div></div>
<div>Mark the position of the stars on the Constellation Wall</div> <div></div>	<div>Place the Azure Stars in the shape of a constellation and light the Star Map</div> <div></div>	<div>Make a Gold Doubloon</div> <div></div>
<div>Talk to the Pirates</div> <div></div>	<div>Read the notes in the Office</div> <div></div>	<div>Lure the Captain's Companion</div> <div></div>
<div>Tell the correct password to the Pirate Captain</div> <div></div>	<div>Restore the Genie's Pavilion</div> <div></div>	<div>Make the Ring of Wishes</div> <div></div>
<div>Interact with the Sand Columns</div> <div></div>	<div>Tame the Sandstorms</div> <div></div>	<div>Clean up the Sand Columns</div> <div></div>
<div>Place the Palace Towers next to the Palace and knock on the door</div> <div></div>		

<div>Secret Oasis (pocket land)</div> 		
<div>Get Inspiration Pollen</div> 	<div>Get the Shard of Wonder</div> 	<div>Make the Spark of Creation</div> 
<div>Grow Fantastic Flowers</div> 	<div>Get the Power of Sound</div> 	<div>Inspire the Star Whale to sing</div> 
<div>Place the Star Whale next to the Pyramid of Air</div> 	<div>Light the Ritual Bonfires</div> 	<div>Melt the Ice Rocks</div> 
<div>Ask the Immobile Giants for strength</div> 	<div>Defeat the Stone Guardians</div> 	<div>Restore the Nature Sanctuary</div> 
<div>Beat the Night Terrors in Doubles</div> 	<div>Activate the Moon Ponds</div> 	<div>Gather Small Stars</div> 
<div>Summon the Meteor Shower</div> 	<div>Take the four elements</div> 	<div>Defeat the elementals</div> 
<div>Connect the Temple Towers and notify Genie Godfather</div> 	<div>Take the Gifts of the Oasis</div> 	

Items

Name	Description	Icon
Precious Crystal	Obtained from Star Stones.	
Altar Fire	Obtained from Ancestral Torches.	
Inspiration Pollen	Obtained from Fairytale Flowers.	
Shard of Wonder	Obtained from Crystals of Dawn.	
Desert Tears	Obtained from Glass Flowers.	
Vigor Elixir	Made in the Well of Secrets.	
Golden Quadrant	Made in the Stargazer's Tower.	
Gold Doubloon	Made in the Pirate Cabin.	
Ring of Wishes	Made in the Genie's Pavilion.	
Spark of Creation	Made on the Elemental Altar.	
Ancient Dictionary	Obtained from the Elusive Knowledge.	
Pyramid Blueprints	Found on the Book Racks.	
Celestial Data	Obtained by using the Telescopes.	
Emir's Seal	Obtained by completing tasks in the Dunes of Oblivion.	
King's Sphere	Needed to upgrade the Desert Guardian.	

Power of Sound	Obtained by catching the Bees.	
Sacred Fire	Obtained from the Ritual Bonfire.	
Power of Titans	Obtained from the Immobile Giants.	
Small Star	Obtained from Craters and Moon Ponds.	
Air Element	Obtained from the Pyramid of Air.	
Water Element	Obtained from the High Waterfall.	
Fire Element	Obtained from the Meteor Shower.	
Earth Element	Obtained in the Nature Sanctuary.	