





 <b>GRADES 1 to 12</b> <b>DAILY LESSON LOG</b>	School:	SAPANG ELEMENTARY SCHOOL	Grade Level:	III- MELON
	Teacher:	RICA L. ARAMBULO	Learning Area:	ENGLISH
	Teaching Dates and Time:	NOVEMBER 11-15, 2024 WEEK 7	Quarter:	2 <sup>ND</sup> QUARTER

	MONDAY	TUESDAY	WEDNESDAY	THURSDAY	FRIDAY
--	--------	---------	-----------	----------	--------

I.OBJECTIVES					
A.Content Standards	Beginning Literacy				
B.Performance Standards	Writing Composition	Writing Composition	Writing Composition	Writing Composition	
C.Learning Competencies/Objectives	Use appropriate punctuation marks.	Write a descriptive paragraph about their favorite character	Use appropriate punctuation marks.	Write a descriptive paragraph about their favorite character	
Write the LC Code for each	EN3WC – Iii-j-2.6	EN3WC –Iia –j -7	EN3WC – Iii-j-2.6	EN3WC –Iia –j -7	
II.CONTENT	Using appropriate punctuation marks	Descriptive Paragraph	Using appropriate punctuation marks	Descriptive Paragraph	Summative Test
III. LEARNING RESOURCES					
A.References					
1. Teacher’s Guides/Pages					
2.Learner’s Materials Pages					
3. Textbook Pages					
4. Additional Materials from Learning Resources (LR) portal					
B.Other Learning Resources					
IV. PROCEDURES					
A. Reviewing previous lesson or presenting the new lesson		Recall the uses of the five senses. Ask the pupils: How do you describe the things around us? (We use our senses in describing our surroundings.)		Recall the uses of the five senses. Ask the pupils: How do you describe the things around us? (We use our senses in describing our surroundings.)	
B.Establishing a purpose for the lesson	<i>Do you remember the characters of “The Adventure of the Animal Band”? Let’s have a guessing game. I am going to flash a strip of cartolina and you read the sentences and guess who said that.</i>	Use of Clustering  a. Show an apple (or any fruit) to the pupils. Let them describe the fruit using their senses	<i>Do you remember the characters of “The Adventure of the Animal Band”? Let’s have a guessing game. I am going to flash a strip of cartolina and you read the sentences and guess who said that.</i>	Use of Clustering  b. Show an apple (or any fruit) to the pupils. Let them describe the fruit using their senses	

C.Presenting examples/instances of the new lesson	1. We swam all day and all night. 2. Who knows how we can stop the next ship? 3. Would you like another adventure? 4. Ouch! My belly was hit by a sea urchin. 5. We walked and ran! Ducky flew at times.	Show a picture of the cartoon/movie character “Spiderman”. Use concept web.  Ask the pupils: What do you know about Spiderman? How would you describe Spiderman?	1. We swam all day and all night. 2. Who knows how we can stop the next ship? 3. Would you like another adventure? 4. Ouch! My belly was hit by a sea urchin. 5. We walked and ran! Ducky flew at times.	Show a picture of the cartoon/movie character “Spiderman”. Use concept web.  Ask the pupils: What do you know about Spiderman? How would you describe Spiderman?		
D. Discussing new concepts and practicing new skills #1	Let us talk about each sentence What kind of sentence is in number 1? What punctuation mark is used?	Have the class look at the descriptions of Spiderman written on the board.  With the guidance of the teacher, the class shall organize a paragraph based on the descriptions given.  Look at the paragraph you have written about Spiderman. How did you write it?  Discuss how a paragraph is written.	Let us talk about each sentence What kind of sentence is in number 1? What punctuation mark is used?	Have the class look at the descriptions of Spiderman written on the board.  With the guidance of the teacher, the class shall organize a paragraph based on the descriptions given.  Look at the paragraph you have written about Spiderman. How did you write it?  Discuss how a paragraph is written.		
E. Discussing new concepts and practicing new skills #2						
F.Developing mastery (Leads to formative assessment)						
G.Finding practical/applications of concepts and skills in daily living	Mini–tour Group yourselves into 4. Have a mini-tour outside the room. Each member writes sentences on his own task card. Then the group agrees on the 6.		Ask the pupils: Do you have other favorite characters you have heard of or seen in movies? On cut-out circle cartolinas, the teacher shall write down at least four characters commonly known to the pupils. The class shall be divided into four groups.	Mini–tour Group yourselves into 4. Have a mini-tour outside the room. Each member writes sentences on his own task card. Then the group agrees on the 6.		Ask the pupils: Do you have other favorite characters you have heard of or seen in movies? On cut-out circle cartolinas, the teacher shall write down at least four characters commonly known to the pupils. The class shall be divided into four groups.
	My Sentences (Individual)			My Sentences (Individual)		
	Declarative Sentence (Using a period)	Imperative sentence		Declarative Sentence (Using a period)	Imperative sentence	

	Declarative Sentence (Using a comma and period)	Interrogative sentences		Declarative Sentence (Using a comma and period)	Interrogative sentences		
	Exclamatory Sentences (Using Exclamation point)	Exclamatory Sentences (Using a comma and exclamation point)		Exclamatory Sentences (Using Exclamation point)	Exclamatory Sentences (Using a comma and exclamation point)		
<b>H. Making generalizations and abstractions about the lesson</b>	What punctuation marks is used in every sentence?	To describe a character well in a movie/television show/story, you need to; a.       Observe carefully how the character looks. b.       Pay attention to what the character does, says, feels, and thinks. In writing a paragraph, observe proper capitalization, indention, and punctuation marks. a.       The first letter of a sentence should be capitalized. b.       The first sentence of a paragraph is indented. c.       Each sentence ends with a punctuation mark.	What punctuation marks is used in every sentence?	To describe a character well in a movie/television show/story, you need to; c.       Observe carefully how the character looks. d.       Pay attention to what the character does, says, feels, and thinks. In writing a paragraph, observe proper capitalization, indention, and punctuation marks. d.       The first letter of a sentence should be capitalized. e.       The first sentence of a paragraph is indented. f.       Each sentence ends with a punctuation mark.			
<b>I. Evaluating Learning</b>	Write sentences about the picture using the kind of sentences. And punctuation marks.	Write a paragraph describing your favorite character. <i>(The character can be from a cartoon movie or show. He/she could also be a historical hero/heroine or could also be a person close to you)</i>	Write sentences about the picture using the kind of sentences. And punctuation marks.	Write a paragraph describing your favorite character. <i>(The character can be from a cartoon movie or show. He/she could also be a historical hero/heroine or could also be a person close to you)</i>			

	<div>(declarative sentence )</div>  <div>(imperative sentences )</div> 		<div>(declarative sentence )</div>  <div>(imperative sentences )</div> 		
Additional activities for application or remediation	 <div>Write sentences to the pictures. Use appropriate punctuation marks.</div>	Write a paragraph about your best friend in school.	 <div>Write sentences to the pictures. Use appropriate punctuation marks.</div>	Write a paragraph about your best friend in school.	
V.REMARKS					
VI.REFLECTION					
A.No. of learners who earned 80% of the formative assessment					
B.No. of learners who require additional activities for remediation,					
C. Did the remedial lessons work? No. of learners who have caught up with the lesson					
D. No. of learners who continue to require remediation					
E. Which of my teaching strategies worked well? Why did these work?					
F. What difficulties did I encounter which my principal or supervisor can help me solve?					

G. What innovation or localized material did I use/discover that I wish to share with other teachers?