

Getting Started with Central Summer Programs Registration

Table of Contents

[Where can I learn more About MCPS Central Summer Programs](#)

[I have an activated ParentVUE account and I want to register my student for MCPS Virtual Summer School \(K-8\) or High School Summer School \(mostly virtual\)](#)

[How do I return to ParentVUE to continue a registration?](#)

[I am a current MCPS parent but don't have a ParentVUE account](#)

[How do I activate my ParentVUE account from the letter/email?](#)

Translated Guides:

[Español](#) | [中文](#) | [français](#) | [tiếng Việt](#) | [한국어](#) | [አማርኛ](#) | [português](#)

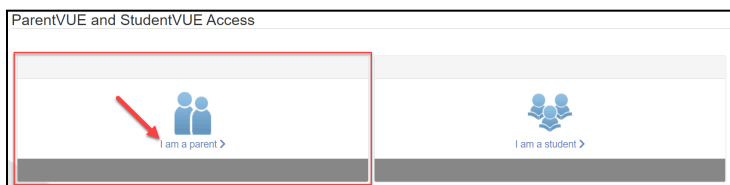
Where can I learn more About MCPS Central Summer Programs

MCPS is planning a wide range of summer programs for elementary, middle and high school students. Programs will be focused on helping students engage in unfinished learning following this unprecedented school year, with a focus on mathematics, literacy, electives, and preparing for the next grade level. Elementary and middle schools will offer programs that include mathematics, literacy, and specials/electives. At the high school level, there will be a wide range of opportunities to earn high school credits in all subject areas required for graduation, for both repeat and original credit. Go to the [MCPS Summer School Programs](#) page for more information.

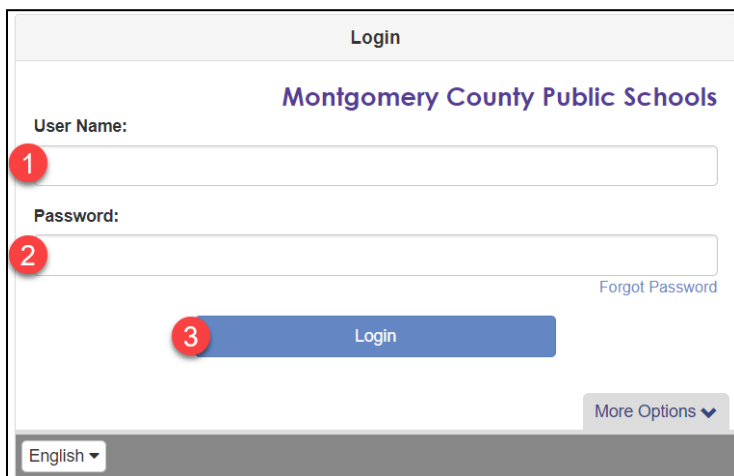
I have an activated ParentVUE account and I want to register my student for **MCPS Virtual Summer School (K-8)** or **High School Summer School** (mostly virtual)

To access the 2021-2022 Summer Central Programs registration:


1. Navigate to https://md-mcps.edupoint.com/PXP2_Login.aspx.
2. If prompted, select **I am a parent**.



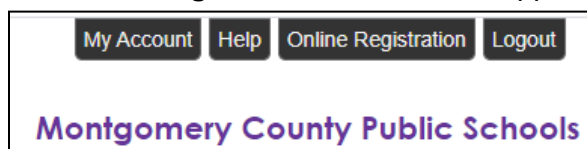
3. Enter your **User Name** and **Password** and click **Login**



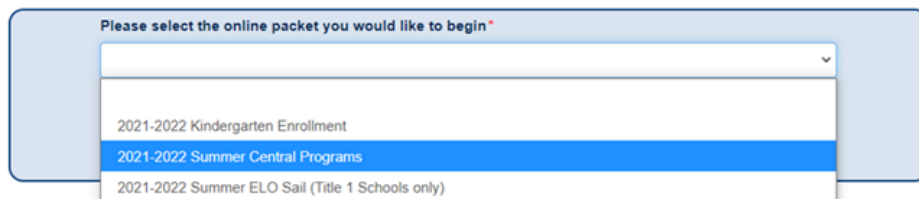
4. You are now in **ParentVUE**.



- The Summer School Registration is located in the Online Registration Module of ParentVUE. Click on the **Online Registration** button in the upper right hand corner of your ParentVUE screen.



- Select the *2023-2024 Summer Central High School Programs* option from the menu.



- Click "Begin Registration".



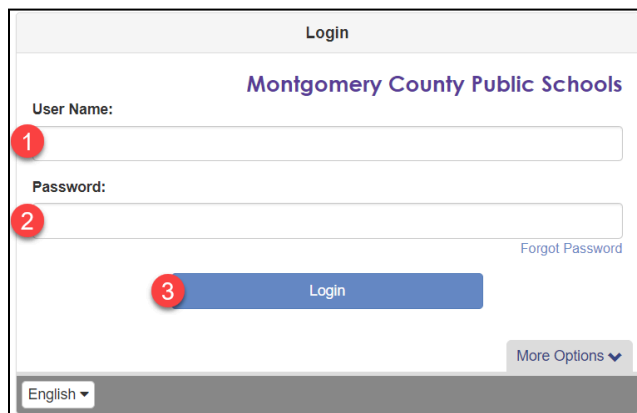
How do I return to ParentVUE to continue a registration?

To access ParentVUE again after you have activated your account:


- Navigate to https://md-mcps.edupoint.com/PXP2_Login.aspx.
- If prompted, select **I am a parent**.



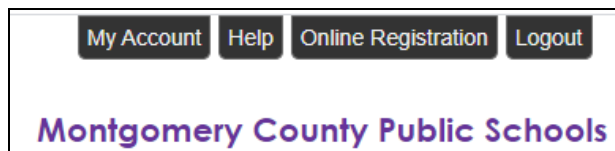
- Enter the **User Name** and **Password** you created during the account activation process



- You are now in **ParentVUE**.



- The Central Summer Program Registration is located in the Online Registration Module of ParentVUE. Click on the **Online Registration** button in the upper right hand corner of your ParentVUE screen.

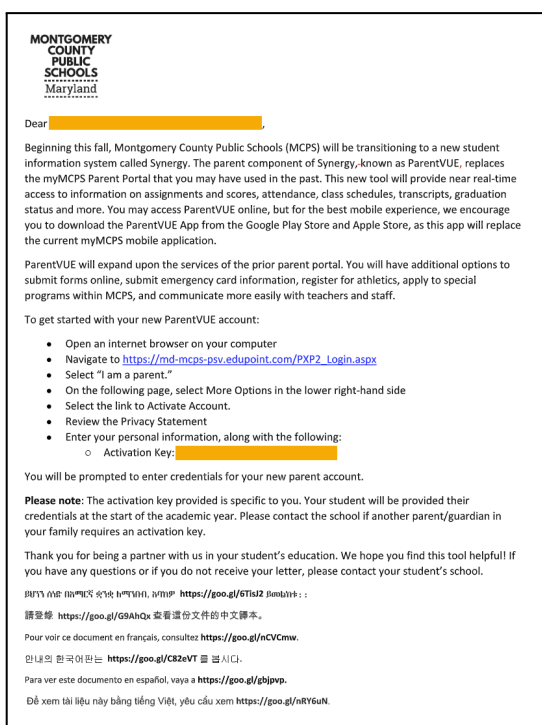


- Click the **Resume Central Programs** button.

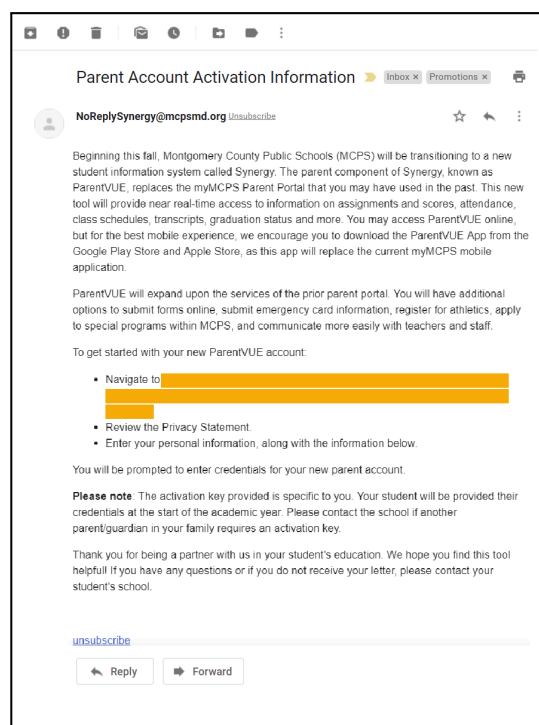
I am a current MCPS parent but don't have a ParentVUE account

To access ParentVUE, parents/guardians will need to activate their ParentVUE account. In order to activate your account, MCPS parents/guardians were sent an account activation letter that includes a unique Activation Key or URL necessary for setting up a ParentVUE account. Parent activation emails and letters were sent to parents with a valid email or home address on file and who have education rights, custody, and contact allowed for their student(s). If you did not receive an activation email or letter, please contact the school and request your ParentVUE account activation information. When requesting this information, be sure to provide the school with a valid email address or verify the current home address on file is accurate.

How do I activate my ParentVUE account from the letter/email?



Sample Activation Letter



Sample Activation Email

Account activation directions vary slightly between those detailed in an email and those received by mail. Emailed activation letters contain a unique URL that automatically connects the existing parent record information and therefore does not require you to enter your name and activation key. Please review the directions below that are specific to activating your account if you have received the account activation mailer or an activation email.

Mailer Activation Directions

Step 1:

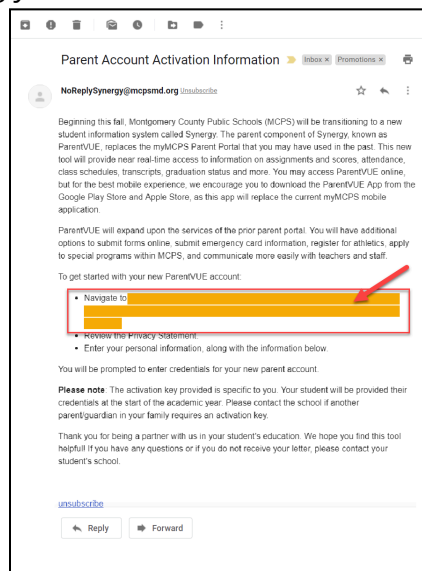
Navigate to md-mcps-psv.edupoint.com and select **"I am a parent"**



Email Activation Directions

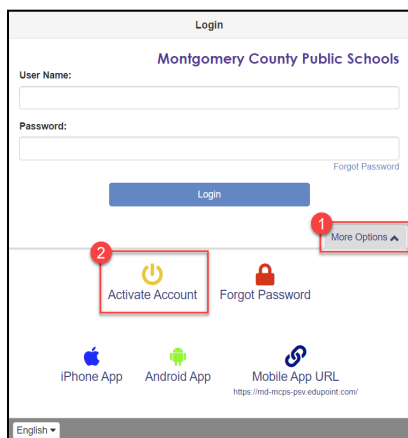
Step 1:

Click on the unique link provided in the email.
Please note: The activation link is specific to you and includes the activation key necessary for activating your account.



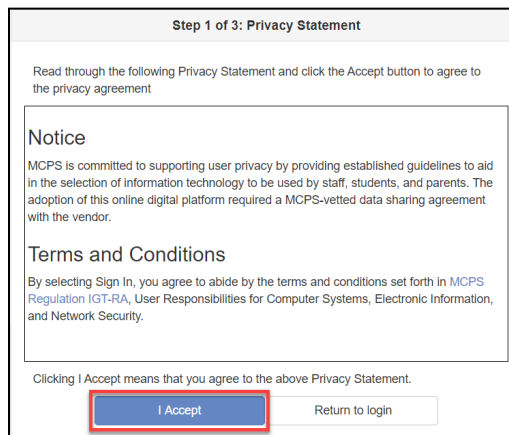
Step 2:

In the lower right hand corner of the login page, select **"Activate Account"**




Step 2:

Review the **Privacy Statement** and click **"I Accept"**



Enter a **User Name**, **Password**, and **Primary E-Mail** and click **"Complete Account Activation"**

Step 3 of 3: Choose user name and password

Welcome  To complete your account activation you will need to create your username and password. Remember that passwords are case sensitive. Your password can consist of numbers and letters and must be a minimum of 6 characters in length.

1

User Name

User Name is required

2

Password

Password is required

3

Confirm Password

4

Primary E-Mail

Complete Account Activation

You are now in **ParentVUE!**

[My Account](#) |
 [Help](#) |
 [Online Registration](#) |
 [Close](#)

The MCPS dashboard can only be accessed by users who are currently logged in to their accounts.

Montgomery County Public Schools

Home

- Synergy Mail
- Calendar
- Attendance
- Course History
- Grade Book
- School Information
- Student Info
- Test History

[Close](#) |
 [Contact](#) |
 [Privacy](#)

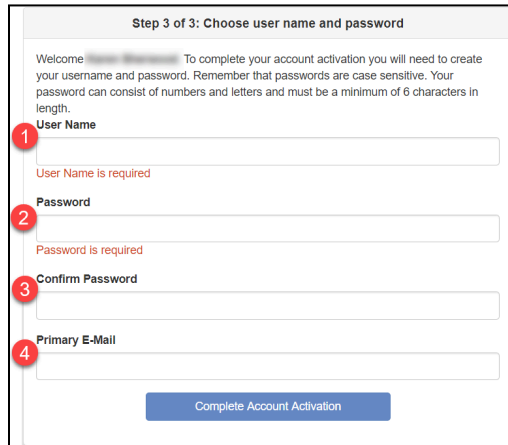
Edupoint

Solutions ©2010 Edupoint LLC

English ▾
Accessibility Mode

Step 5:

Enter a **User Name**, **Password**, and **Primary E-Mail** and click “**Complete Account Activation**”



Step 3 of 3: Choose user name and password

Welcome [Name] To complete your account activation you will need to create your username and password. Remember that passwords are case sensitive. Your password can consist of numbers and letters and must be a minimum of 6 characters in length.

1 **User Name**

User Name is required

2 **Password**


Password is required

3 **Confirm Password**

4 **Primary E-Mail**

Complete Account Activation

You are now in **ParentVUE!**



My Account Help Online Registration Close

Montgomery County Public Schools

Home

- Synergy Mail
- Calendar
- Attendance
- Course History
- Grade Book
- School Information
- Student Info
- Test History

Edupoint

Close Contact Privacy

English Accessibility Mode