

## Pebble Go – How to access eBooks in Spanish


1. Log on to Portal with your QR code.



2. Look for MackinVIA.



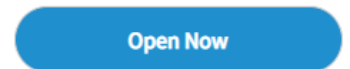
3. In MackinVIA, look for Digital Resources.




4. Locate Pebble Go.



5. Look for the blue bar that says Open Now.



6. Click on the eBooks tab.



7. Last, click on Español.

