



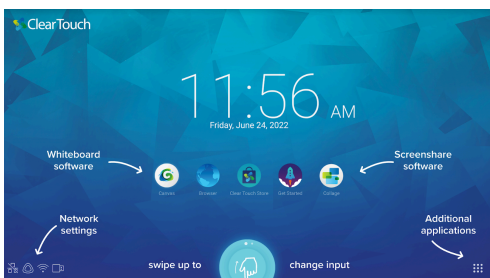
Clear Touch: K+/XE/XT How To Guide for Subs

1. **TURN PANEL ON:** Press the button on the bottom right of panel frame to turn on

OFF (has power)	ON	SLEEP MODE (flashing red/white)	NO LIGHT (off, no power)
			

2. **FIND OUR HOMEPAGE**

If you see this, you are ready! Skip ahead to Step 3!

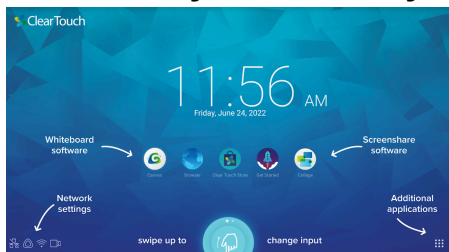





If you see anything else, follow the next few steps

1. Click the floating arrow on the side of the screen.
2. Click the white "HOME" icon.



3) **USE THE TOOL YOU NEED** Remember you can always go to the HOME Screen by using step #2 above.



	Quick Whiteboard! <ul style="list-style-type: none"> • Click the Pen on the bottom toolbar. • You or students can write at the same time with your fingers or styluses • To erase, click the eraser icon or smack the panel with a flat hand
 	Browser or Chrome <ul style="list-style-type: none"> • Type in the site that you need & proceed as usual