









Explanatory Essay Portfolio

DUE DATE: Monday, October 13th *Turn it in ON TIME!

Temporary Zeros go in on October 20th!

Below you will find links and access to all resources that will benefit you as you begin putting together your portfolio.

	<p>Click HERE for the portfolio poster, an overview of your assignment.</p>
	<p>Click HERE to see a list of suggested topics. <i>*You can, of course, choose your own, but this should help get you thinking!</i></p>
	<p>Click HERE to see a copy of the rubric that your teacher will use to grade your portfolio.</p>
	<p>Click HERE for a great sample essay</p>
	<p>Click HERE to access the EasyBib website, which will automatically generate your citations for you.</p> <ol style="list-style-type: none"> 1. Click "Create citations" 2. Choose your source - probably a website 3. Copy & paste the URL and hit "Search" 4. Scroll down and find your result, hit "Cite" 5. Scroll down and hit "Continue" 6. Scroll down and hit "Complete citation" <p><i>*You may have to deal with some ads, but in the end, you should be able to copy and paste the citation into your own document.</i></p>
	<p>Click HERE for CheckMyWork FAQs. Be sure to run your presentation through CheckMyWork BEFORE submitting.</p> <p>Instructions for Check My Work</p> <ol style="list-style-type: none"> 1. Go to your HOMEPAGE 2. Click on CHECK MY WORK 3. Find this class and click on it. 4. Find your name and click on it. 5. Upload your essay. 6. Run the report. 7. Either save the link to the report and add it to your essay, OR run the report and download the report and attach along with your essay.
	<p>Portfolio Workshop Writing Checklist with Helpful Videos Click HERE for an overview on MLA format in Google Docs. Click HERE for the unit presentation on explanatory text.</p> <p>Click HERE for the presentation for the in-text citation guide</p>
	<p>Google Docs is a FREE word processing program you can use to publish your work. When you are ready to submit, you need to click File, then Download, then select either Microsoft Word (.docx) or PDF document (.PDF). Those files can be uploaded to the dropbox in your Connexus lesson.</p>