

# DEEKSHA PUBLIC SCHOOL

HOLIDAY HOMEWORK

CLASS: - I



**ENGLISH (R)**

1. Write one page writing daily in holiday homework notebook (5 pages only)
2. Learn poem (POPCORN), (THERE WAS A LITTLE GIRL), lesson- 3 Question and answer.
3. Read the lesson – 4 and do page no: - 36, 37,38

**ENGLISH (G)**

1. Do page no – 14, 15
2. Do following worksheet: -

**Writing: -**

**2. Recognize and practice letters (a-z), focusing on their sounds (phonic drills). (5 times)**

a b c d e

f g h i j k

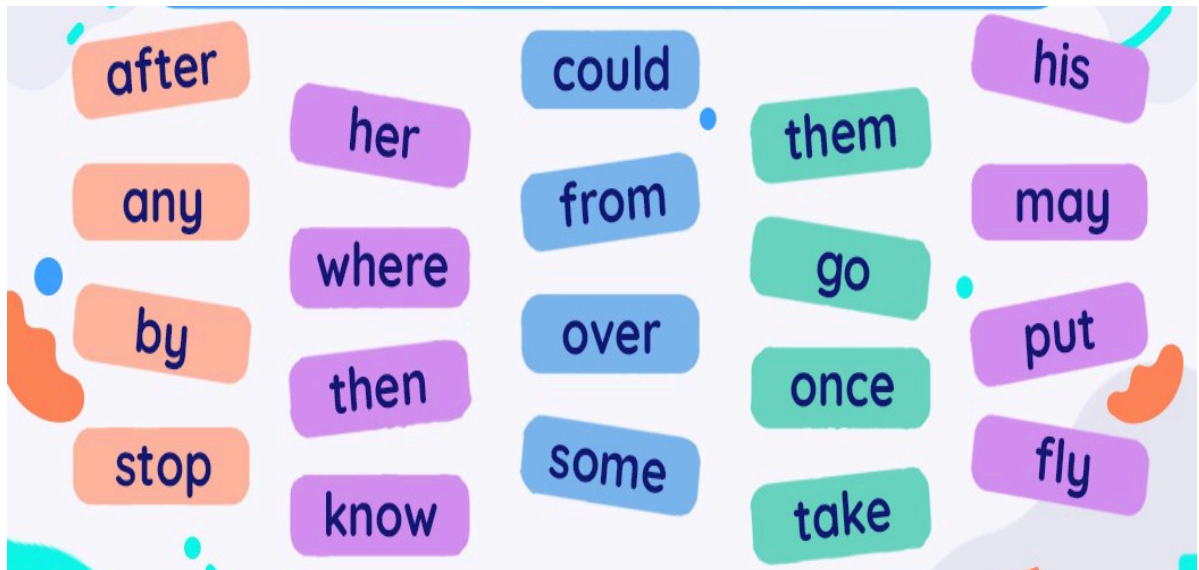
l m n o p

q r s t u

v w x y z

## VOCABULARY

Practice speaking these word daily for fluency.



## SPEAKING

### Practice Daily!!!

Use these phrases in day to day life: -

- Good Morning!
- How are you?
- I am fine, thank you.
- May I come in?
- May I go to the washroom?
- May I wash my hands?
- May I drink water?
- May I have my lunch?
- Thank you.
- You are welcome

Be a good and responsible child and do the following:



## NOUN

Look at the pictures choose from the box and write the names:



## EVS

- 1) Read Lesson 5
- 2) Do page no – 23, 25, 26
- 3) Learn lesson – 4
- 4) 1. My Family Tree

Draw your family tree in your EVS notebook.
















- 5) My Dream House (Paper Craft)

Use coloured paper, ice cream sticks, cotton, and glue to make a small model of your dream house.


- 6) Do following worksheet: -

## SENSE ORGANS

Circle the sense organ that is used to identify the picture on the left.

Match the items used for cleaning with the body parts related to them.



## हिंदी (R)

- पाठ- 4 पढ़ें।
- पेज नंबर 27, 29, 30 किताब में करें।
- प्रार्थना पेज नंबर 88 से याद करें।
- नीचे दिए गए कार्य पत्रक करें:-

copyright creativeworksheetshub.com

### शेर और चूहा

अपठित गद्यांश पढ़कर नीचे लिखे प्रश्नों को हल करें।



एक समय की बात है। एक जंगल में एक शेर और एक चूहा रहता था। एक दिन शेर सो रहा था। चूहा सोते हुए शेर के ऊपर खेलने लगा। शेर की नींद खुल गई और उसने गुस्से से चूहे को पकड़ा और मार डालना चाहा। किन्तु चूहे ने माफ़ी मांग कर खुद को बचा लिया।

कुछ समय बाद शिकारियों ने उस शेर को जाल में पकड़ लिया। शेर बहुत घबरा गया। चूहे ने शेर को इस हालत में देखा, उसने झट से अपने दाँतो से जाल को काट दिया और शेर की जान बचाई।

**सीख - अच्छा करो ,अच्छा मिलेगा।**

- जंगल में कौन - कौन रहता था ?

-----





- चूहे ने शेर को कैसे बचाया ?

-----

- हमें इस कहानी से क्या सीख मिलती है ?

-----

प्रश्न 4. सही स्थान पर मात्रा लगाकर शब्द बनाएं।  
एक उदाहरण आपके लिए किया गया है।

- |    |   |        |   |       |
|----|---|--------|---|-------|
| 1. |  | दि + ल | = | दिल   |
| 2. |  | द + न  | = | _____ |
| 3. |  | ल + ख  | = | _____ |
| 4. |  | प + न  | = | _____ |
| 5. |  | क + ल  | = | _____ |

1. खाली स्थान पर सही व्यंजन लिखिए।


	ख		घ	
च		ज		झ
	ठ		ढ	
त		द		न
	फ		भ	
य		ल		
	ष	स		

## हिंदी (G)

- दिनों के नाम, महीनों के नाम कापी में करें।
  - हमारे राष्ट्रीय प्रतीक हिंदी (G) की काँपी में बनाएं। ( कोई - 6)
- C.** पाठ – 3 , 4 याद करें।

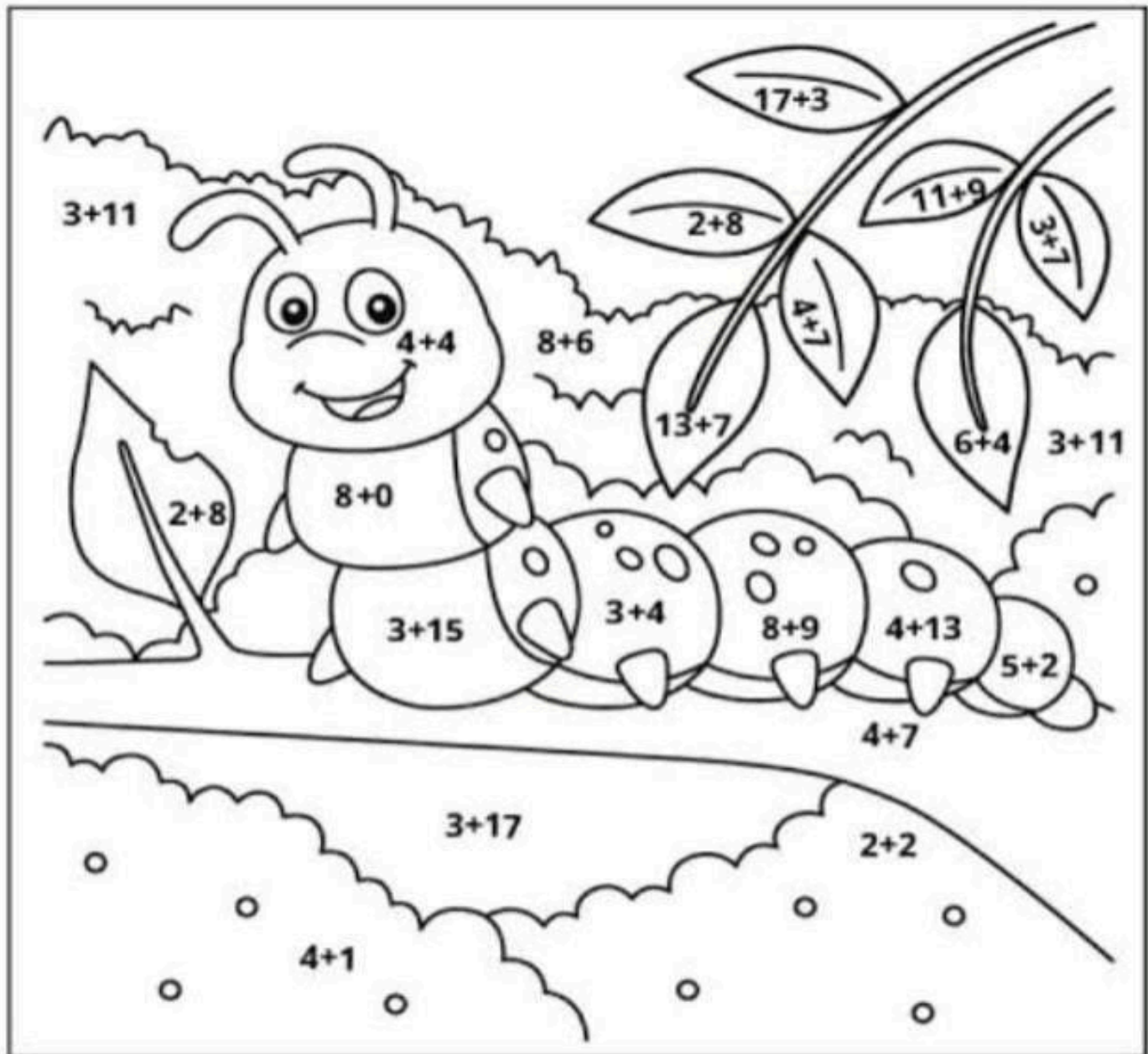
## MATHS

- Learn table up to 8.
- Do practice Addition and subtraction up to 20 in holiday homework notebook
- Practice: Numbers 1–100 (Revise and write) in holiday homework notebook.
- Activity: Draw and colour shapes – circle, square, triangle, rectangle in your math's notebook.
- Write Before and After in the following: -



# Color by number - Addition

Solve each addition problem and use the chart at the bottom to color the picture



1,11 brown   2,12 red   3,13 purple   4,14 green   5,15 black  
6,16 pink   7,17 blue   8,18 yellow   9,19 orange   10,20 dk green

## COMPUTER

1. Read Lesson – 4
  2. Do page no: - 29, 30, 31
  3. Learn lesson -3 Questions and answers.
  4. Draw a computer on a chart paper.
  5. Activity for father's day
- Activity for father's day
  - Write 5 qualities of your father in this smiley basket. And give to your father and wish him **HAPPY FATHER'S DAY**. And capture your father's expression in the phone.



## G.K

- Do page no – 16, 17, 20
- Learn the following worksheet.

1. Which insect hops on the grass? (Grass hoper)
2. Who helps to catch the thief?(Police)
3. What is the opposite of morning ? (Evening)
4. Where are your taste buds found ? (Tongue)
5. What is butter made from? (milk)
6. Which vegetable is big round and orange in colour  
? (Pumpkin)
7. Which Fruit has a crown? (Brinjal)
8. Where can we find seahorse? (Water)
9. Where does silk come from?(Silkworm)
10. Where does cotton come from?(Plant)
11. What is place surrounded by water called ?(An  
Island)
12. Where does rubber come from?(Latex)
13. A place where bees live?(Beehive)
14. How many weeks are there in a year ? (52)
15. Where does coffee come from? (Coffee beans)
16. The Sun sets in the ... (West)
17. Which insect makes an anthill? (Ant)
18. What is a king's wife called?(Queen)

## DRAWING

Decorate the Joker with colourful origami sheets as given below.

