



# Junior Grades Lesson 3 Handout

Safe Communication Online

## Be on the lookout for online charmers

Online charmers aren't very easy to spot because they often look like they're trying to be genuinely nice. They use private information about a person, or how that person is feeling, as an opportunity to gain trust.

---




### Charmer:

Someone with a fun personality, who may come across as cool and friendly, but usually uses their charm to control others.

Keep in mind that charmers often:

- Find someone they think they can take advantage of, they will begin by trying to become your friend. Charmers usually start by asking simple questions about a person, then get more personal.
- Compliment or claims to like the same things as you, or offer to buy you things, remember this is just a trick!
- Try to get kids to feel safe enough to meet them in person, join them in a private video chat, or send the charmer pictures.

If you think you are potentially interacting with a charmer, remember to:

		
<p><b>STOP</b></p> <p><b>Stop speaking with the Charmer</b> right away! You don't need to tell the charmer you're no longer going to answer or give them any sort of explanation.</p>	<p><b>BLOCK</b></p> <p><b>Block the charmer,</b> but don't delete the messages they sent. Share those messages with a parent/guardian or trusted adult.</p>	<p><b>TALK</b></p> <p><b>Talk to a parent/guardian or trusted adult</b> immediately.</p>

Using the information you learned today, create a poster to remind yourself, or teach others about communicating safely online!

