

Transitioning to a Career Outside the Classroom

Introduction: Many teachers are finding themselves in the unfortunate rut of teacher burnout. Since teachers are leaving a career that requires a degree, many teachers are trying to find a path to help them get out of the classroom. This training will cover the general steps teachers can take in order to transition to another career. This training fills a knowledge gap rather than a skills gap.

Learning Objectives: Learners will be able to list the general steps to take in order to transition from a teaching position to a career outside the classroom.

Outline:

Title Screen

Introduction

- Course Objectives

Initial Scenario Setup

- Teacher teaching a class of students, has a tired look on her face

Scene 1

- Teacher sitting in an empty classroom, daydreaming about a new career, feeling confused about where to begin

Scene 2

- Teacher meets with career coach to learn about the career transition process
- Teacher explains that she has already chosen a field
- Career coach explains QR code

Scene 3

- Career coach advises 4 steps to continuing transition
 - o Network
 - o Update resume and cover letter
 - o Job search and applications
 - o Prepare for interviews

Transitioning to a Career Outside the Classroom

Scene 4

- Teacher is doing the work assigned by the career coach

Scene 5

- Teacher goes to office building for interview

Scene 6

- Hiring manager looks over teacher's resume

Scene 7

- Hiring manager invites teacher to come to a second interview

Scene 8

- Interview seems to go well

Scene 9

- Hiring manager calls and offers Mrs. Pippert the job


Characters: Mrs. Pippert, Career Counselor, Hiring Manager, Mr. Wilson




Color Palette:


To make any comments or suggestions, type your notes in the “Comments” column for each slide.


Transitioning to a Career Outside the Classroom

1. Title Slide			
Visuals/Graphic	Script/Audio	Programming/Animation Notes	Comments
 <p>A Career Transition Path for Educators</p> <p>Title slide has various science paraphernalia. Background is animated gears. Title: A Career Transition Path for Educators</p>	<p>As a teacher, you possess a wide range of transferable skills that can be valuable in various careers. If you are a teacher, and you feel like it's time for a career change, this course will give you the general steps to take in order to find a career that may better suit your needs.</p>		


2. Mrs. Pippert is teaching			
Visuals/Graphic	Script/Audio	Programming/Animation Notes	Comments
 <p>Science classroom with students-students seem to be somewhat listening while the teacher is teaching about the human heart. The bell rings to release class.</p>		<p>Include audio of bell ringing at the end of the scene to transition to the next scene</p> <p>Make sure Mrs. Pippert's desk is visible at the edge of this scene to maintain continuity for the next scene</p>	


Transitioning to a Career Outside the Classroom

3. Mrs. Pippert is Overwhelmed			
Visuals/Graphic	Script/Audio	Programming/Animation Notes	Comments
 <p>Mrs. Pippert is doing some sort of schoolwork on her laptop that's overflowing with papers and sticky note reminders. Mr. Wilson comes in to check on her.</p>		<p>Use motion path to show Mr. Wilson walking in</p> <p>Mrs. Pippert's' face is stressed, and she is typing</p>	

4. Mrs. Pippert Considers a Career Change			
Visuals/Graphic	Script/Audio	Programming/Animation Notes	Comments
 <p>Thought bubble has an excited avatar of Mandy with her name and job title: "Instructional Designer and eLearning Developer" beside it</p>	<p>Wilson: Hey, Mandy. I've noticed you've been kind of down lately. Is there anything I can do to help?</p> <p>Pippert: Maybe. I've been thinking a lot lately about switching careers. I want to work somewhere where I can be creative in a positive work environment. I've been looking into doing Instructional Design.</p> <p>Wilson: That sounds cool. You love to design learning materials. Why don't you talk to a career coach?</p> <p>Pippert: Good idea.</p>	<p>Mr. Wilson has stopped walking in this scene</p>	


Transitioning to a Career Outside the Classroom

5. Mrs. Pippert Visits a Career Counselor			
Visuals/Graphic	Script/Audio	Programming/Animation Notes	Comments
 <p>The Career Counseling Pros sign is made using two shapes and a text box Color of sign came from color theme Sign says, "Career Counseling Pros"</p>	Use audio of ambient traffic noise	fade traffic noise in and out	


6. Career Counselor Meeting			
Visuals/Graphic	Script/Audio	Programming/Animation Notes	Comments
 <p>Visual of Mrs. Pippert sitting in a career counselor's office. Both of them have neutral expressions There is a QR code on the wall that takes learners to a pdf of 10 job transitioning steps for educators QR code poster is made using a shape</p>	<p>Career counselor: Thanks for coming in, Mandy. How can I help you?</p> <p>Mandy: I would like to transition out of the classroom and find a job in instructional design. I've done some research, and I know I would be a good fit for the job. I just don't know what to do next.</p> <p>Career counselor: I can help you with that. Since you have already chosen a field, we will start from there. If you weren't sure about which career aligned to your interests and strengths, I would have you scan the QR code here on my poster. It gives a list of 10 general steps that any transitioning teacher can follow. If you change your</p>	QR code opens a pdf of a list of 10 steps to career transitioning	


Transitioning to a Career Outside the Classroom

	mind about Instructional Design, you are welcome to scan the poster and read the list.		
--	--	--	--


7. 4 Helpful Steps			
Visuals/Graphic	Script/Audio	Programming/Animation Notes	Comments
 <p>Career counselor is showing Mrs. Pippert a white board of 4 transitioning steps teachers can take once they've decided on a career</p> <p>Mrs. Pippert's pose/expression is one of listening</p> <p>Title on white board: "Steps for Finding a New Career"</p> <ul style="list-style-type: none"> • Networking • Update your resume and cover letter • Job searching • Prepare for interviews 	<p>Career counselor: As a teacher, you possess a wide range of transferable skills that can be valuable in various careers. These four steps will get you closer to finding a career that aligns to those skills.</p> <p>First, you need to build a professional network. Networking can provide valuable insights, job leads, and potential mentorship opportunities. Online platforms like LinkedIn make networking easier.</p> <p>Once you have a network, update your resume and cover letter to highlight the transferable skills and experiences relevant to your new career. Emphasize your achievements and how they align with the requirements of the position you are applying for.</p> <p>When you're ready , utilize online job boards, company websites, and professional networks to find job openings in your desired field. Customize your applications for each position, emphasizing your relevant skills and experiences.</p> <p>Finally, prepare for interviews by researching the company and the role you are applying for. Practice common interview questions and develop compelling stories that illustrate your abilities and experiences.</p>	<p>Bullets come in one at a time aligned to audio</p> <p>Fade bullets in</p>	

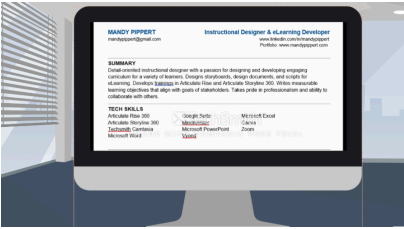
Transitioning to a Career Outside the Classroom

8. Time to Put in the Work			
Visuals/Graphic	Script/Audio	Programming/Animation Notes	Comments
 <p>Mrs. Pippert sits on her couch working on her 4 steps living room colors match color theme</p>			


9. Day of Interview			
Visuals/Graphic	Script/Audio	Programming/Animation Notes	Comments
 <p>Mrs. Pippert walks into the building for her interview Two men are coming into work as well</p>	Use audio of ambient traffic noise	traffic noise fade in and out	


Transitioning to a Career Outside the Classroom

10. Meeting the Hiring Manager			
Visuals/Graphic	Script/Audio	Programming/Animation Notes	Comments
 <p>Mrs. Pippert and the hiring manager are sitting in his office. She is explaining while he is listening</p>	<p>Hiring Manager: Thank you so much for coming in for an interview today, Mandy. It says here on your application that you're a former teacher. We love hiring teachers. They are our hardest working employees. What made you decide to change professions?</p> <p>Pippert: I'm just ready for a change. I would like to work somewhere where I can be creative and produce something.</p> <p>Hiring Manager: I understand that. Being an instructional designer does require creativity and the ability to problem solve. Let's take a look at your resume and see what kind of transferable skills you have that might benefit our company.</p>		


11. Hiring Manager Views Resume			
Visuals/Graphic	Script/Audio	Programming/Animation Notes	Comments
 <p>Mrs. Pippert's resume (my actual resume) scrolls on the screen as the hiring manager scrolls his mouse.</p>	<p>Audio of click as hiring manager opens resume</p> <p>Hiring Manager: I see you have experience with Articulate 360 and Camtasia. We use those programs frequently. You are also familiar with adult learning theories and the ADDIE model. That is essential to being an instructional designer. Your experience as an educator also aligns nicely to your job responsibilities as an instructional designer. You have experience adapting curriculum, implementing backward design, and conducting a needs analysis of your audience. This all looks great.</p>	<p>I used Camtasia to record my screen of scrolling through my resume. I then used the mask feature to put it over a computer screen graphic</p>	


Transitioning to a Career Outside the Classroom

12. Hiring Manager Invites Mrs. Pippert to a Second Interview			
Visuals/Graphic	Script/Audio	Programming/Animation Notes	Comments
 <p>Return to the hiring manager being at desk and Mrs. Pippert sitting across from him Mrs. Pippert looks excited Hiring manager is happy and talking</p>	<p>Hiring manager: I have a few questions to ask you about your experiences as a professional, and I'd like to take a look at your portfolio. Would you be willing to come in for a second interview with some of our instructional designers?</p> <p>Pippert: Yes! That would be great! Thank you.</p>		

13. Mr. Pippert Sits in Second Interview			
Visuals/Graphic	Script/Audio	Programming/Animation Notes	Comments
 <p>No audio, only visual of people sitting around a table smiling and talking</p>		fade out	

Transitioning to a Career Outside the Classroom

14. Mrs. Pippert Gets a Job Offer			
Visuals/Graphic	Script/Audio	Programming/Animation Notes	Comments
 <p>Graphic of phone with hiring manager on the screen</p>	<p>sound of phone ringing</p>		

15. Mrs. Pippert Gets a Job Offer			
Visuals/Graphic	Script/Audio	Programming/Animation Notes	Comments
 <p>Mrs. Pippert on the phone with the hiring manager</p>	<p>Hiring manager: Good evening, Mrs. Pippert. All of my team agrees that you would be a great fit for our team. Would you like to be an instructional designer for our company?</p> <p>Mrs. Pippert: Yes! Thank you so much for the opportunity!</p> <p>Hiring Manager: HR will send the paperwork over. We will see you soon. Welcome to the company!</p>		