

# Potions

# Table of Contents

<b>Potions.....</b>	<b>1</b>
Basic Healing Potion.....	1
Healing Potion.....	1
Basic Mana Potion.....	2
Mana Potion.....	2
Basic Stamina Potion.....	3
Stamina Potion.....	3
Potion of Haste.....	3
Invisibility & See Invivibility.....	4
Hill Giant's Strength.....	5
Night Vision.....	5
Skin Vitalis.....	6
Permanent Growth.....	6
Potion of body change.....	7
Trans Potion AKA gender bending potion.....	7
Plan B(ear).....	8
<b>Poisons.....</b>	<b>10</b>
Drow Poison.....	10
Antidote.....	10
<b>Food.....</b>	<b>10</b>
Beef Stew.....	11
Fancy Mashed Potatoes.....	12
Gravy.....	12
Marigold Tea.....	12
<b>Oils.....</b>	<b>14</b>
Alchemy Fire.....	14
Wizard's Bane.....	14
Shampoo.....	15
Conditioner.....	15
<b>Crystals.....</b>	<b>17</b>
Alchemical Shard-.....	17
<b>Tinctures.....</b>	<b>18</b>

Sanguine-Mimiciun..... 18

# Potions

## Basic Healing Potion

### Ingredients

- 3 Water
- 2 Mistletoe
- 1 Strawberry leaf
- 1 Mundane flowers
- 1.5 Honey

1. Bring 3 parts water to a boil
2. Add in 2 parts mistletoe, 1 part strawberry leaves, and 1 part mundane flowers for flavor\* into a pot.
3. Wait until the water's color starts to change
4. Turn off heat and strain and filter out the solids. (for Eugene, keep the solids in there)
5. Add the liquid into a bottle along with 1.5 parts honey.
6. Boil again and stir regularly till red.

\*(TEST FIRST BEFORE USE, my favorite's Lavender :3, mine is honey suckle owo)

*Add Vitriol to the Healing Potion to make it R&M alchemical!*

## Healing Potion

### Ingredients Continued

- 1 Silverleaf
- 1.5 Spring Water
- Nature Mana Proxy

1. Grind 1 silverleaf into 1.5 parts spring water\*
2. Add mixture into the basic healing potion and stir with Nature Mana Proxy

\*(To make fancy water :3, although to me this step is why I'm allergic to healing potions!)

## Basic Mana Potion

### Ingredients

- 3 Water
- 2 Blueberries
- 1 Hornroot
- 1 Mundane Mushroom
- 1.5 Honey

1. Bring 3 parts water to a boil
2. Add in 2 parts blueberries, 1 part hornroots, 1 part mundane mushrooms to enhance the hornroot's mana release
3. Wait until the water's color changes
4. Strain to remove the solids, and let it cool
5. Add the liquid to a bottle along with 1.5 parts honey
6. Boil again and stir regularly until the potion turns blue

## Mana Potion

### Ingredients Continued

- 1 Earthroot
- 2 Mana Water
- Nature Mana Proxy

1. Cube 1 part Earthroot (or dice it up for Eugene's pulp) & add it to 2 parts boiling Mana Water
  2. Wait until you can pick up the earthroot with a fork before straining it out
-

## Basic Stamina Potion

### Ingredients

- 3 Milk
- 2 Spinach
- 1 Milk Thistle
- 1 Mundane Herbs
- 1.5 Honey

1. Grind together 2 parts spinach, 1 part thistle, and 1 part mundane herbs
2. Add the paste into 3 parts milk and stir until it turns green
3. Remember to keep the whole potion cold since milk spoils!

## Stamina Potion

### Ingredients Continued

- 1 Mundane Berries
- 1 Oats
- .5 Banana

1. Grind up some OATS BROTHER, specifically 1 part oats
2. Add .5 banana and 1 part mundane berries
3. Stir into a basic stamina potion; and always keep it somewhere cold!

---

## *Potion of Haste*

### *Ingredients*

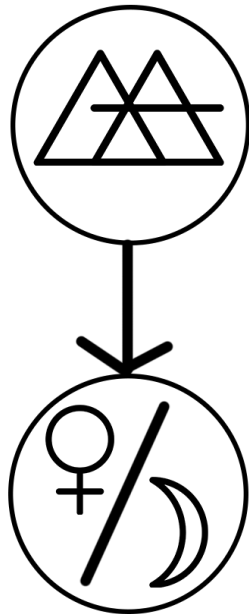
- *A handful of powdered metal which was struck by lightning*
- *A spoonful of the sweat of a fat horse*
- *A spoonful of salt*

1. *Let a metal rod be struck by lightning. Lightning is especially attracted to silver or copper.*
2. *Find a fat horse and make that lazy creature sweat.*
3. *Grind parts of the metal rod into a powder until a small scoop rests in thy hand.*
4. *Mix the ingredients in water and bring it to a boil until the liquid turns emerald green.*

*Notes: Many merchants of malicious character will bathe in fraud by trying to sell a normal, unstruck metal rod. To make sure the rod has been struck by lightning touch it with thy bare hands and feel its tingles.*

*Know its worth. At least 2.500 gold pieces should be asked for a vial of this potion. Adventurers are known for their greed and full pockets.*

## *How to make a potion of haste*



---

## Invisibility & See Invivibility

### Ingredients

- Test
5. Test

---

## Hill Giant's Strength

### Ingredients

- Test
6. Test

---

## Night Vision

### Ingredients

- Cat Eyes
  - Water
  - Salt
1. Grind cat eyes and salt together until it becomes a paste, then add water and grind it together
  2. Pour the mixture into a bottle and boil it until the color changes into a light blue lavender

P.S. Any feline eye will do so we don't have to kill any house cats

---

## Skin Vitalis

### Ingredients

- 2 Dandelion
- 1 Marigold

1. Boil dandelion
  2. Grind marigold and add it to the mix
  3. Wait for it to change color
  4. Strain the petals from the potion
- 

### Permanent Growth

- 100 year old oak tree root
- A piece of a giant (any part will do)
- Milk of a large bovine

1. Turn the root into charcoal in an oven and break it up into pieces
  2. Pour the milk into a bottle with a cheese cloth with the piece of a giant.
  3. Place the charcoal pieces in with the piece and close the bottle tight.
  4. Ferment the mixture into a warm and humid area for 3 days.
  5. Take it back and lift the cheese cloth with the solid ingredients.
  6. PREPARE FOR THE EFFECTS WITH A FRIEND, IT SUCKS. Warm damp towel and maybe some pain killers
-

## *Potion of body change*

Trans Potion AKA gender bending potion

### *Ingredients*


- *Powdered Copper*
- *Powdered Iron*
- *Drop of Quicksilver/Mercury*
- *Water*
- *Salt*
- *\* If thou want it to be PERMANENT create it during a solar eclipse*

1. *First, grind up and powderize each metal in separate motors anyway thou can do it.*
2. *Add salt to the water and bring it to a light boil*
3. *Second, pour the iron and copper powders in turns, one after the other, in batches of fifths while mixing the entire time.*
4. *After it goes green add a TINY DROP of mercury/quick silver, and continue stirring.*

*Important Note: This potion will only change the user's body, not their mind nor soul. DO NOT add brimstone, lest thou will become a different person.*

*Acolytes, remember that I'm always watching*

≈ *during* ☽



(I dont remember writing the recipe this way...

Master's? How did he write into this book?

I wrote this down myself, but the writings changed a bit. HE SCRIED ON US THE CREEP. Weird)

---

## Plan B(ear)

### Ingredients

- Infliced's Blood
- Night Howler Flower
- Wolfs bane
- Penicillin
- Willow bark

The idea, is to grind night howler flower wolfsbane flower and willow bark

Boil? Strain

How would we add the blood?

Maybe we could grind night howler and add it to ryven's bottled blood along with some vampire spit to make it not coagulate or maybe we want it to coagulate so it can be a pill.

- 1.
  2. Drip the processed blood out onto a tray and let it coagulate into a pill shape
-

# Poisons

## Drow Poison

### Ingredients

- Test

7. Test

---

## Antidote

### Ingredients

- 2 Thistle
- 2 Nettle
- 1 Charcoal

1. Boil thistle and nettle until it changes color
  2. Let it cool and add charcoal (without boiling it further)
  3. Expose it to sunlight for a whole morning/afternoon
-

# Food

## Beef Stew

### Ingredients

- Carrots
- Garlic
- Beef (takes 3 hours in rl to cook)
- Onion
- 1 Corn on the Cob
- Potato
- Bay leaf
- Green Onion
- Water
- Salt
- Garlic salt
- 3-5 Dried Bell Peppers

1. Boil : cups of water
2. Add salt & boil corn from the stalk for % minutes
3. Take it out with tongs and kennel it

1. Boil : cups water in a cauldron
2. Grind up Dried Bell peppers, 2, and 3 together in a mortar via pestle, before adding salt
3. Mix the seasonings along with a () of salt and pepper into the boiling water.
4. Idk which ones boil faster or slower than each other
5. Chop carrots dice beef peel and chop potatoes
6. Bottle the soup from the cauldron using a ladle and funnel
7. D
8. Water
9. Papprika, salt pepper,

---

## Fancy Mashed Potatoes

### Ingredients

- 1 Cubed Earthroot
- 3 peeled Potatoes
- 4 Water
- 2 Cloves Garlic
- 2 tablespoons Butter
- 1 cup Milk
- A pinch of Salt
- A pinch of Pepper
- A palm of Parsley
- 1 cut Green Onion

1.

## Gravy

### Ingredients

- Drained Blueberries
- Mushrooms
- Hornroot

---

## Marigold Tea

### Ingredients

- 1 Nettle
- 2 Marigold


1. Boil nettle until it changes color
  2. Let it cool til warm
  3. Add marigold but don't boil
-

# Oils

## Alchemy Fire

### Ingredients

- Oil
- brimstone/sulfur
- Magnesium
- Phosphorus/guano/PISS hehehe



1. Distill the bat guano\water mixture to extract phosphorus, while the retort flask's nose is under oil, as the phosphorus CANT touch the air.
2. Crush the sulfur into powder, the finer the better, and melt it down in a SEALED flask.
3. Add oil, sulphur, and phosphorus into a bowl while stirring.
4. Pour it into flasks very quickly and don't spill and cork it QUICKLY.

PS find a way to add magnesium for hotter flames.

---

## Wizard's Bane

### Ingredients

- Test

## 8. Test

---

### Shampoo

#### Ingredients

- 1 Oil
- 2 Thistle
- 1 Dandelion
- 1 Charcoal dust

1. Heat up 1 part oil\*
2. Grind the thistle and dandelion before adding it to the oil.
3. Strain liquid into a bottle and let it cool
4. Grind Charcoal into dust and add into mixture
5. Stir until everything mixes together

\*Do not boil the oil, we're not trying to deep fry your fur here, but if you do want to I prefer to use olive oil for soap making ;3

***What the hell is this?!***

---

### Conditioner

#### Ingredients

- 1 Oil
- 1 Banana
- 1 Avocado
- .5 Honey

1. Heat up 1 part oil
2. Grind 1 part Banana and 1 avocado together and strain into the oil.
3. Pour the liquid into a bottle and let cool
4. Add .5 honey and stir



# Crystals

## Alchemical Shard-

\*The page has been ripped out\*

# Tinctures

## Sanguine-Mimiciun

### Ingredients

- 1 Vampire saliva
  - 3 Mimic blood
  - Alchemists grade chalk
  - .5 Powdered Humanoid bone marrow
  - 3 salt water
1. Centrifuge 3 parts mimic blood and separate the blood and plasma, getting rid of the Mimic's buffy coat, alongside with 1 part vampiric saliva to extract draculin. (DIFFERENT VIALS AND NAME THEM)
  2. Remix the blood, plasma, and draculin into a clean flask, referring to it as mid-process mimic blood.
  3. In the specified Alchemical matrix take mid-processed mimic blood and humanoid bone marrow, and activate it to create a new neutral buffy layer made for humanoid immune systems.
  4. Add 3 parts salt water for volume and hydration :)

To administer, stab through the cork of the vial and inject intravenously (into the vein, Ryven. You're so smart I never knew of dat word :3)

# Structures & Matrixes

# Clay golem

- 3x5 block of clay
- Flexible supporting material
- Rudimentary core / mana crystal
- Catalyst depending on what it is made of, in this instance griffin poop

# Ingredients

Ingredients	Class	Factor	Potency	Habitat	Remarks
Spider Silk	Cloth			Everwild Cave	Too sticky to genuinely hold without tools
Spider Silk +	Cloth			Everwild cave	Soft and silky smooth
Fish Carcass	Organ	Polymorph	low	Pond	
my own blood	blood	regeneration	high	myself	chance to inflict werebar
Hyena Blood	Blood	polymorph	low	Swamps	

# Ripped Out Pages

## Out Of Character Pages

(They still exist tho, but literally ripped out of the book for everyone)

-S

METH

### Ingredients

#### Alchemy Shards Meth

- Spin Liquid
  - Pour Liquid into something
  - Aluminum helps speed it up
  - Keep the area well ventilated and don't inhale it
  - Pour it evenly out onto a sheet of paper and let it harden
- 
- 1/2 cup water
  - 3/4 cup light corn syrup
  - 2 cups granulated sugar
  - 2 to 4 teaspoons flavoring extract
  - 1/2 teaspoon gel food coloring
  - 1/2 cup powdered sugar

---

### Cocaine

Cocaine

# Ingredients

## Coca Plant Cocaine

---

- Blood
- Salt
- Water
- Vinegar

1. Mash up organs
2. Cook with salt and water until hard
3. Squeeze and mash
4. You got yourself drinkable blood and chunks (:

Read it out of a cookbook lol

# Alchemical Symbols

Fire		Air			
Water		Earth			

# Lessons

# Safety Lesson

1. Don't mix Alchemy and Magic together
2. Alchemy is a tool not the whole solution
3. Check your surroundings
  - a. Potion smoke can kill depending on what's being made
  - b. Clean workspace results in faster cooking
  - c. Fire can't spread as easily
4. The types of equipment needed
  - a. Mortar & Pedestal
  - b. Cauldron
  - c. Retort
  - d. Callinator
  - e. Alembic
  - f. Masks
  - g. Gloves
  - h. Long sleeves
5. Know what ingredient does what
  - a. Recognize
  - b. Analyze
  - c. Mitigate
  - d. Prepare
    - i. R.A.M.P.
6. Keep your surface clean, avoiding accidental ingredient mixing out of bowl

## Today's potion making: **Beef Stew**

- Basic form of alchemy
- Major Things this cooking lesson provides:
  - Grinding (Mortar & Pedestal)
  - Boil (Cauldron)
  - Strain
  - Bottling
  
  - What makes something alchemical vs ordinary
  - The use of Mortar & Pedestal
  - Boiling over fire
  - Strain
  - Bottling into a glass bottle

