



Thrum's
January 2023

CENTRAL OHIO WEAVING & FIBERARTS GUILD

Message from the President

Happy New Year! As we entered 2023, I wondered if New Year's Resolutions are a thing of the past. Then I saw that Jimmy Fallon asked Tonight Show watchers to post #3WordResolution. Some of my favorites are:

- Start in February
- Eat more pancakes
- Fold laundry later
- Make happy memories
- Do your thang
- Always rebel

If you are still one who makes a list of things you want to accomplish in 2023, I hope it includes fun fiber projects, activities that expand your horizons and keep your mind active, and fellowship with friends. If your resolution includes finding new ways to volunteer, consider how you might help our guild grow. We welcome your new ideas and appreciate the time and experience you can offer to support our guild.

I'm grateful for the opportunity to meet in person this year, share our interests, and learn more from old and new members. Our in person November meeting was well attended and we enjoyed the "Visionaries" video and the always inspirational member's show and tell.

For the January 21 meeting, we look back in history to the Bauhaus in Germany and learn about Weaver Master Gunta Stölzl. We'll modify our regular sharing session by asking each of you to share an early fiber experience with us. Who got you started in your fiber journey? What was your first project? How old were you? We love to hear your stories!

Also, please plan on coming a bit early to enjoy a treat and social time. We will have a cake to celebrate the New Year! Please bring your own coffee or beverage.

We will meet as usual at the Ohio Craft Museum. Meeting details are below.

Sadly, we are missing long-time member and friend Cheryl Konscol who passed away in January. This newsletter is dedicated to her.

Sue Briney
President





Thrum
January 2023

CENTRAL OHIO WEAVING
& FIBERARTS GUILD

Mark Your Calendars!

Event	Where	When
Guild Meeting	Ohio Craft Museum 1665 West Fifth Ave, Columbus, Ohio 43212	Saturday, January 21st 12:00pm Cake 1:00pm Meeting
Guild Meeting	Ohio Craft Museum 1665 West Fifth Ave, Columbus, Ohio 43212	Saturday, February 18th 1:00pm Meeting
Workshop “Breaking Out of Your Default Yarn” with Donita Westman	Ohio Craft Museum 1665 West Fifth Ave, Columbus, Ohio 43212	Saturday, March 18th 10:00am-12:00pm before the Meeting Registration Required
Guild Meeting	Ohio Craft Museum 1665 West Fifth Ave, Columbus, Ohio 43212	Saturday, March 18th 1:00pm Meeting
Workshop “Marbling” with Nan Hadley	Ohio Craft Museum 1665 West Fifth Ave, Columbus, Ohio 43212	Saturday, April 15th Morning before the Meeting Registration Required
Guild Meeting	Ohio Craft Museum 1665 West Fifth Ave, Columbus, Ohio 43212	Saturday, April 15th 1:00pm Meeting



Thruns
January 2023

CENTRAL OHIO WEAVING & FIBERARTS GUILD

January Meeting: (January 21st) Arrive between 12:00 and 1:00pm for New Year's cake and social hour! Following will be a brief business meeting. A video titled *Bauhaus: Art as Life - Gunta Stölzl: A Daughter's Perspective* will be viewed. This video will follow a woman named Gunta who began as a student at the Bauhaus in 1919 and was named the only female Bauhaus Master in 1927. Monika Stadler recalls her mother's art and life. Wrapping up the meeting will be Show & Tell, so don't forget those projects!

February Meeting: (February 18th) The monthly meeting will begin at 1:00pm followed by the video program, "Threads". This film is about the power of art and the impact of empowering women and girls in Bangladesh all around the world. Don't forget Show & Tell, so bring your completed pieces or works-in-program to show!

March Meeting: (March 18th) The monthly meeting will begin at 1:00pm, followed by the "Lost Textiles of Ryukyu" film. The film follows Japan's leading textile designer, Sudo Reiko, as she travels around Okinawa searching for the secrets of lost weaving and dyeing tradition. Remember to bring your projects for Show & Tell!

April Meeting: (April 15th) The monthly meeting will begin at 1:00pm followed by a video program, "Men's and Women's Weaving in Africa". This film follows the work of textile producers in Ghana's indigenous communities and shows how the traditional crafts are driving economic change. Don't forget Show & Tell, so bring your completed pieces or works-in-program to show!

Programs, Presentations, Workshops, & Study Groups!

From your program committee: Susan Johnson, Wendy Winger, & Sue Briney

Upcoming Workshops

- ★ A spinning workshop with Donita Westman on "Breaking Out of Your Default Yarn" is scheduled for the morning of March 18th at the Ohio Craft Museum. Donita is a spinning and knitting instructor for our local 614 Knit Studio. More information on the next page (Page 4).
- ★ A marbling workshop with Nan Hadley is scheduled for the morning of April 15th at the Ohio Craft Museum. Each participant will learn to dye two silk scarves in this popular class! Cost and registration to be determined.





Thrum's
January 2023

CENTRAL OHIO WEAVING & FIBERARTS GUILD

Breaking Out of Your Default Yarn

March 18th Spinning Workshop with Donita Westman



Do you find yourself spinning the same yarn over and over again, in different colors or fibers? Would you like to make your spinning more versatile? Would you like to learn different techniques to create a new-to-you yarn? In this workshop, I'll teach you small changes to your wheel set-up, your spinning technique, and your finishing approach that will break you out of your default yarn and help you begin to explore the wide world of handspinning yarns you can create!

Skill level needed:

Advanced beginner and up! Students should be able to confidently spin a continuous single on the wheel they plan to use during class AND have experience both spinning and plying their own handspun yarn.

Required equipment:

Spinning wheel - please bring any additional pulleys/whorls (or flyers if the flyer also contains pulleys/whorls) you may have for this wheel as well.

Required materials:

Please bring 4 oz. of combed wool top AND 2-4 oz of a batt (mostly wool will work best, but added sparkle or plant fibers will be fine, too!)

Masks will be required for this class - Thank you in advance!!

Registration Information

March 18th from 10 am - 12 pm

Cost: \$55 for members, \$68 for non-members

Max: 12 Students

Location: Ohio Craft Museum classroom

Register at cowfg.org on the Meetings and Events or contact the treasurer at cowfgtreasurer@gmail.com with SPINNING WORKSHOP in the subject line.

Workshop Registration Policy

Workshops are open to members and non-members alike. Members will receive a discounted workshop fee. In order to hold a spot in the workshop, attendees must pay in advance.

What if you have to cancel? Your spot will be made available to the next person on the waiting list. If there is no one on the waiting list, you will be notified. Please attempt to find your own replacement. Workshops must be 'self-sufficient' and break-even on cost, so refunds cannot be guaranteed.



Thrum
January 2023

CENTRAL OHIO WEAVING & FIBERARTS GUILD

Tatting Group

I would like to introduce you to a new sub-group of COWFG. We are a small group of tatters that would love to have you join us. We meet twice a month with the goals of learning, teaching and introducing new members to the art of tatting. In our small group, we have both needle and shuttle tatters and would like to show you what it is all about. There will be Show & Tell of Antique, completed, and work in progress tatting. We have a meeting room or will meet in the back of the building in the “stacks”. The front desk will help you!

Where: Bexley Public Library, 2411 East Main Street, Bexley 43209

When: First Monday of each month 10:00-12:00

Third Wednesday of each month 1:00-3:00


Hope to see you there!

Lisa Pugh Zangmeister & Patsea Chema
lisapz@aol.com or patseachema@gmail.com
Call/Text 740-704-1327 or 419-683-1477

Double Weave Study Group

The organizational meeting began in October 2022, led by Annette Dixie. This group will meet periodically during the year for our own education, any project planning, sharing, and question/answer time. The goals, study group guidelines and meeting times/location will be established by the participants. All levels are invited to participate. If you are interested but haven't signed up yet, contact Annette Dixie or email us at cowfguild@gmail.com.

More! Your program committee wants to bring fiber education to our guild in a variety of topics from well-known artists. But we also want to be conscious of cost to members. We've found a solution from Long Thread Media (publisher of Handwoven, Spin Off, PieceWork, and Little Looms). They have an extensive inventory of videos on spinning, knitting, weaving and other needle arts by nationally known artists! We plan to take advantage of these 'online' classes, but present them in our group meeting venue so we can learn together and engage in conversation and sharing at the end of the video. The videos are affordable, so there will be no cost to members. The videos for each month have not all been selected yet. If you have any favorites, please let us know!






Thrum's
January 2023

CENTRAL OHIO WEAVING & FIBERARTS GUILD

Celebrating the life of Cheryl Koncsol (1951-2023)

Cheryl was a talented artist and attended Columbus College of Art and Design. After she discovered fiber arts, she became an accomplished spinner, weaver, knitter and crocheter. Cheryl joined the Central Ohio Weavers Guild in 1989. If you knew Cheryl, you knew she didn't like to be in the forefront of things, but if she believed in anything, she would promote it with all of her heart. She believed in the guild and became an officer in 1993. She "went through the chairs" and served as 2nd VP, VP, President and Advisor from 1993 through 1997. The guild used to honor members who had contributed "above and beyond" by giving them lifetime memberships. Cheryl was honored as a Lifetime Member in either 2000 or 2001. By that time, Cheryl was already becoming the "face of the guild" at the Ohio State Fair. She was one of the main organizers of that event through 2022. In the early years, the Fair



was a 3-week long event, and Cheryl made sure our guild booth was set up and staffed with guild volunteers for the whole time. By

2022, the Fair had been reduced to its current 11 day run. Through heat and cold and sun and rain, Cheryl was at the Fair and she made sure that her husband, Bob, brought his "swamp cooler" to keep the volunteers comfortable. Everyone who volunteered received a personalized gift from Cheryl.

One of Cheryl's loves was handspinning and she promoted the woolgrowers who supplied their handspinning wool for us. She was a frequent judge of the Handspinning Fleece category at the fair, and encouraged all of us to purchase fleeces to support the woolgrowers. Initially there was one overall winner for Handspinning Fleece, but Cheryl was instrumental in creating a second category for Natural Colored Handspinning Fleece.

We will miss Cheryl's ever present smile and her sincere delight in your company. She will be greatly missed.



Thrumms

January 2023

CENTRAL OHIO WEAVING & FIBERARTS GUILD



Cheryl was a long-time member who we didn't often see at meetings, but she was the face of the guild in the Sheep Barn at the Ohio State Fair for the last 20 years or so. She also served as president back in the day when the guild met at the Columbus School for Girls main campus off of Broad Street.

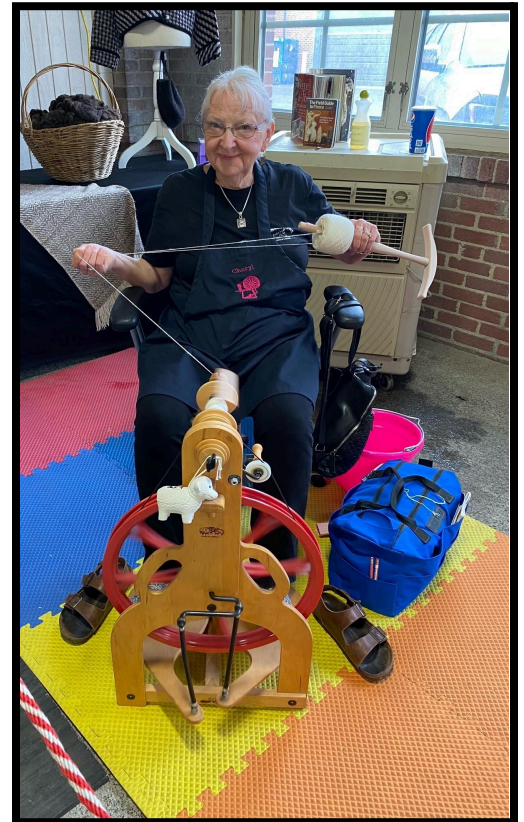
If you knew her, you knew she would unselfishly do anything for her friends and family. She was an artist, a spinner and weaver. Her passion every year at the fair was to support and educate people about the hand-spinning fleeces that were raised by Ohio wool growers. For many years she judged the Hand-Spinning Fleece category at the Fair. She would make sure that the wool-growers were supported by personally buying fleeces and by encouraging everyone who volunteered at the guild booth to purchase fleeces as well!

Cheryl was the most giving person I have ever met. You had to be careful when you admired something of Cheryl's, because she was known to give you one like it! Cheryl taught me the importance of paying attention and having a thankful heart, writing thank you notes, and giving your smile and friendship.

~Sue Briney

Cheryl was one of my first students. I helped hook her up with her first loom. She embraced all things fiber -- weaving, spinning and quilting. We shared the same love of spinning - creating beautiful yarns with hand-blended colors we mostly petted. If you were one of her friends you were guaranteed a lifetime of gifts, birthday cards, Christmas cards -- and MANY thank you cards. I sent her a thank you card for a lovely quilted bag she made for me. She actually sent me a thank you card for sending her a thank you card -- probably because I seldom sent her one. I owe her so much and so many thanks ... she was the best model of the perfect friend anyone could have. The best I can do now, albeit late, is to be a better friend.

~Pat Bullen





Thruns

January 2023

CENTRAL OHIO WEAVING & FIBERARTS GUILD

Most of our membership knew Cheryl as the person who called every Summer as time got close to scheduling our demo at The Ohio State Fair. To have known her and called her my friend was a delight and an honor. Cheryl was always there for anyone who needed a helping hand or just a smile. We joined COWG about the same time, late 1980's. We shared all those early growing pains of part of an organization full of talented people who could weave, spin, knit (and more), Cheryl was more of an artist than I was and I had worked more with yarns. We seemed to just fit together. Each in our own way we grew with the Guild, often staying close, side by side, during workshops, learning together.

Those of us who knew her best will never forget her warmth, that smile, her excitement for others' joys and her eagerness to help in any way she could.

We will miss Cheryl.

~Kathleen Craig



I once asked Cheryl what she did with all the wool she spun into yarn, as I knew she spun more than she wove, knitted or crocheted. She said she just loved looking at the yarn and the feel of it.

If you were with her more than ten minutes, you realized how generous she was. If you complimented her on something, she would give it to you.

She encouraged me to join the Guild even though I only knitted at the time, and to join them demo'ing at the State Fair. I will miss her caring, her kindness, and her friendship. She was the type of friend everyone would want.

~Faye Manalo

I, too, am the recipient of Cheryl's generosity. Having only helped at the State Fair a couple of times, each time Cheryl gave Guild demonstration participants her personal gifts of thanks, usually made by her. I cherish my apron and niddy noddy from Cheryl from those occasions; they are useful and practical but most meaningfully for me, they are remembrances of Cheryl's soul and kindness.

~Amy Swanson



Thruns
January 2023

CENTRAL OHIO WEAVING & FIBERARTS GUILD

This article is a memory shared from 2005



Pictured above are a few of the COWG members who were part of Cheryl's blanket. Cheryl is pictured at the right.

There Is Hope For Our Guild...

While weaving off the shawl for the winning shepherd at the Ohio State Fair in early August 2005, I wished I had put on more warp and made a shawl for Cheryl Konesol who had just been diagnosed with cancer. Dee Dee Ptaszek suggested that we contact a few spinners and make another shawl from ReadySpin™ Combed Wool Top. She started calling, the word spread, and by the end of August, 27 spinners received 2 or more ounces of wool to spin along with a target yarn to match and a very short deadline of September 17 to get the yarns to me so I could get a loom warped and the blanket woven and finished by the October 14 meeting.

Within a week of the September meeting I had received yarns from EVERYBODY and had enough to weave a blanket. I had a loom warped at the Cultural Arts Center by the end of September and the blanket - all 9 feet of it - came off the loom on Thursday, October 13 with help from several weavers. The blanket's fringe was completed early Friday morning, washed and dried Friday afternoon. The blanket was presented to Cheryl Friday night at the meeting through a downpour of tears.

I can't tell you how proud I am to be a part of this guild project and for all those who came through with their commitment. Almost half our membership participated and Dee Dee and I heard from most of the remaining members contributing their good thoughts and wishes that they could have participated. COWG members are not known for timely completion of projects, myself especially, but when we put our hearts into it, we can do it. We have shown that we really do share a common thread – one of caring and sharing. In spite of all our differences and time constraints, we can pull together and become one beautiful organization we can all be proud of.



Thrumms

January 2023

CENTRAL OHIO WEAVING & FIBERARTS GUILD

Cheryl, I am happy to report, is doing just great and enjoying a couple of new grand babies. Her blanket accompanied her to chemo treatments and helped her through many bad days. She was able to wrap up in her “Blanket of Hope” and gain strength through all the love, prayers and well wishes that went into making it and feel a little better knowing that we are all wrapped up with her.

Many thanks to all COWG members.
Pat Bullen

Blanket Details: For those interested in the technical notes of the blanket. The blanket was created with 30 colors, 27 spinners, and 6 weavers. The blanket was warped at 8 epi, 45 inches wide, 4 yards long. When the woven color sequence was finished, 9” was cut off the back as loom waste. The front waste became fringe. Less than 2 ounces was wasted on the loom. The finished blanket measured 98 inches x 36 inches with 8” fringe on both ends, weighing just over two pounds.





Thrums
January 2023

CENTRAL OHIO WEAVING & FIBERARTS GUILD

Winterfair Update

Winterfair was held at the Ohio Expo Center from December 2nd. - 4th. About 400 artists from across the country were participating. We were asked to staff a “make & take” project for all attendees on Friday. Ten school districts had field trips scheduled as well. We had three projects because we were able to use the items left over from our Create-It Saturday at the Ohio Cafe Museum on October 29th. The God’s Eye form could be woven with holiday colors or as a blue and white snowflake. We also had the Kumihimo cardboard squares. Easy directions made it possible to learn how make a braid. Attendees were able to choose from a large variety of colorful yarn bundles. Our little loom kits were also popular. Kits had many colors of yarn and participants could make a bookmark or bracelet.

Sue Briney was able to design a colorful bookmark with information about our guild and our website. Those interested in learning more about what we do were able to take a bookmark with our contact information.

I want to thank Sue Briney, Cynthia Bush, Annette Dixie, Jude Hollingsworth, Nicki & Jerry Holloway, Rae Joseph and Lisa Zangmeister for staffing our table and sharing their love of all things fiber with the attendees at Winterfair,.

With gratitude,
Linda Hall





Thrum's
January 2023


CENTRAL OHIO WEAVING & FIBERARTS GUILD

New Member Introduction!

I am Kathie Roig, a very new member of COWFG, I joined in September. I may be new to this guild but I have been weaving since 1980! I recently moved to Dublin (July 2021), after 15 years in North Carolina (Dillsboro, Asheville, Charlotte), prior to that, Cleveland area (Rocky River) and prior to that, Upper Arlington, where I grew up. So, yes, I have returned to my roots.

Weaving has been my profession since about 1982, selling handwoven clothing, then home accessories and wall pieces. I also do some teaching. So, as you might imagine, I could fill a page or two, but for now, I'll leave it there.

When Rachel put out a second call for newsy things for the COWFG newsletter I thought I'd take the opportunity to jump right in. So, I'll share what's on my loom and what I have been weaving for the last little while. The last several years I have been exploring 8 shaft block double weave. I also paint warps (using fabric paints) and began combining those two things. (One of the classes I teach is this process of warp painting). Then in 2019, I took a class at MAFA with Bonnie Tarses who teaches Horoscope Weaving (look her up). A friendship developed between us and we collaborated to develop "Horoscope Block Double Weave". She designs the warp(s) striping. I alter color palettes and block pattern and weave the fabric. (We also co-taught this as a week-long workshop) Now, that leads me to what's on my loom right now! The photo here is the beginning of such fabric on my loom. I use 8/2 unmercerized cotton (Webs). Bonnie used my sister in law's birth date, time and location to create the warp striping (using her unique process of creating a horoscope using color striping. I call it magic). I chose the color palette. I used a Fibonacci sequence to determine the block sizes. I am still working on what exactly I want to use for weft colors. This whole exploration and collaboration with another weaver has been such a wonderful experience! And I'm still not done exploring!



This past fall was really busy for me and I was unable to attend any meetings. The event that required my time and energy is over now and I look forward to coming to monthly meetings this year and meeting other weavers!

Kathie

P.s. fun fact: My cousin, Myrna Packard (now deceased) was a member of this guild probably in the late 1970s. Little did I know at the time (I was in 4th grade) when I saw her loom and wove on her little table loom, I would have a journey into weaving as I have had!



Thrumms

January 2023

CENTRAL OHIO WEAVING & FIBERARTS GUILD

What Have You Been Up To?



Cynthia says
"Finally finished it!"



"After our zoom meeting with Jennifer Moore I was inspired to try the shuttle holder she mentioned that was published in the 2008 Nov/Dec issue of handwoven. It was a good small project to try out doubleweave!" - Julie Smith



"My sister and mother who live in Connecticut sent me a gnome kit so we could all work together- at a distance- on the same project over Thanksgiving. This was the first time we did this and it was a lot of fun to see each other's progress through pictures. Here is the result!" - Julie Smith



Thruns

January 2023

CENTRAL OHIO WEAVING & FIBERARTS GUILD



"I finished knitting a Holiday Doodle Cowl in Rauma Strikkegarn." - Alissa Head



Details: Pattern is Holiday Doodle Cowl by Pacific Knit Co. Yarn is Rauma Strikkegarn in 123 mid green, 100 white, 155 light blue, 144 red, and 198 light green.



Ravelry project link:
<https://www.ravelry.com/projects/alissahead/holiday-doodle-cowl>
Blog link:
<https://headknits.com/2022/12/06/holiday-doodle-cowl/>
Photo Album:
<https://photos.app.goo.gl/bbj2GaQYZT4AUDVB9>



Thrumms


January 2023

CENTRAL OHIO WEAVING & FIBERARTS GUILD



Braided headband

Tatted heart Christmas ornament



Hygge Holidays Cowl

Gwendolyn Cowl




My version of Bombas socks



Submitted by
Faye Manalo



Tatted heart Christmas ornament



Tatting project in the works!



Thrumms

January 2023

CENTRAL OHIO WEAVING & FIBERARTS GUILD

Let's Talk Fiber



Magenta Matters - the shade that soaks up meaning

Written by Kate Davies Designs, shared by Pat Bullen. This article discusses Pantone's color of the year - Magenta! Learn about the history of magenta, how it was discovered, and its uses throughout the years. Read the article [HERE](#)



Weaving Space Resources - An interesting free website

Pat Bullen shares "Cally Booker has made a terrific bunch of her teaching materials and some .wif files available online for free. Scroll down below on the website to the "Weaving Space Resources" section. Free registration is required to access the material. Check out her 12 Twills of Christmas."

View the site [HERE](#) and register for a free account [HERE](#)



Understanding Vicuña Wool - the world's most expensive wool

Most of us have bought some expensive wool to spin or create things with, but what's the most expensive wool? Learn about Vicuña wool and the history of this expensive fiber.

Read the article [HERE](#)



Thrum's
January 2023

CENTRAL OHIO WEAVING & FIBERARTS GUILD

Traveling Overseas to Visit a Textile Mill

Before I get started, this traveling experience was part of a business trip for my job. My company does work with the military and currently we are helping to design a new chemical warfare agent protective suit. I've been really excited this past year because my hobby of fiber arts has finally crossed into my professional life!



Twice last year, I joined my colleagues and traveled to Tiverton, Devon, UK to visit Heathcoat Fabrics, Ltd. Heathcoat is an international supplier of textile goods, with their fabrics being used in

the automotive, military, aerospace, and healthcare industries. Their textiles were even used to develop a parachute for the Mars 2020 Rover Perseverance mission, to safely land a rover on Mars (you can watch the video clip [HERE](#)). It's really wild to think of fabrics and textiles being manufactured for anything other than clothes, furniture, or decorations. Even a car's timing belt is a textile, but it's certainly not made of wool. And did you know there is such a thing as 3-D knitting? Some other interesting stories of Heathcoat's fabrics include being used for the sail on the ship the Black Pearl in the Pirates of Caribbean movie and as wedding veils for Heathcoat employees. It was fascinating touring the facility and seeing all of the mechanized weaving, knitting, and dyeing machinery. Those of you who weave know how painstaking it is to warp a loom, but there's machinery out there where that's not even a concern anymore!



Heathcoat is rich in textile history and actually transformed the small Devon town. The company's namesake, Sir John Heathcoat, was a farmer's son, born in 1783 in Derbyshire. He started an apprenticeship with a stocking maker in Loughborough and realized there had to be a better way to produce stockings. He was a very talented inventor, and brilliant with machinery. Sir John Heathcoat developed the Bobbinet lace machine, which mechanized lace production in





Thrumms
January 2023

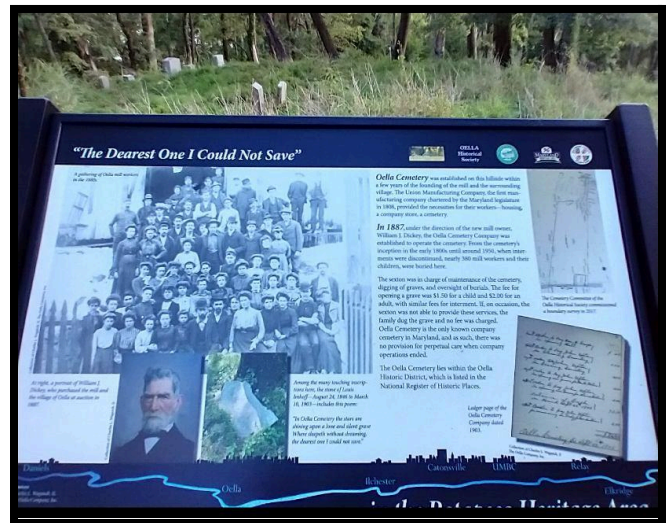
CENTRAL OHIO WEAVING & FIBERARTS GUILD

Loughborough. Unfortunately, the revolutionizing inventor became horribly unpopular, as he put many companies which relied on handmade lace out of business. He was so hated that in 1816, his factory was attacked by “an armed and angry mob”. Sir John Heathcoat knew it was time to move and searched for a new factory to build his business. In 1816, he settled in an old woolen and cotton factory, which was nestled in the small town of Tiverton along the river Ex. He and some of his employees moved nearly 200 miles, walking all the way. Once set up, Sir John Heathcoat established homes and even a factory school for his employees and their families. By bringing this booming industry to a small, poor town, Sir John Heathcoat brought stability to the people of Tiverton. Now, over 200 years later, Heathcoat Fabrics is a thriving industry in a prosperous town. (Summarized from Pippa Griffith’s article for Museum Crush. Read more about Heathcoat’s history and view photos [HERE](#)).

Rachel Harding
Newsletter Editor

Ancestral Connection

I would consider myself the family genealogist and have been uncovering my family’s history for over ten years now. In 2021, my mother and I went to Maryland to find and clean headstones of my ancestors. We traveled to a small town called Oella, which is located in Baltimore County, to find two of my ancestors who are buried in the Oella Cemetery. When we arrived, the cemetery was so overgrown and the headstones were knocked down and covered with vegetation. At the start of the cemetery is a sign which describes the history of the Oella Cemetery and why it exists. The cemetery was specifically for workers of the Union Manufacturing Company textile mill and their families. So we started researching about the mill...



Sign at the entrance of the cemetery

The small town of Oella is named for the first women to spin cotton in America and is settled along the Patapsco River, a key factor in the operation of the town’s textile mill. Union Mill (now Oella Mill) was founded in 1808 and was originally a cotton mill, the largest in America at the time. In 1887, the mill was auctioned off and turned into a woolen mill, producing fancy menswear woollens. Union Mill survived fire, flood and the Great Depression, but with synthetic fibers and more casual dress becoming the newest trend, the mill was shut down and sold in 1972. The closing of the mill rocked the small community, leaving them economically and socially devastated. My mother, who grew up in Maryland, remembers the town not even having plumbing, which was eventually established in the 1980s. Oella is now thriving thanks to an architecture



Thrumms

January 2023

CENTRAL OHIO WEAVING & FIBERARTS GUILD


company, Oella Company, restoring the beauty of the small, historic town and Oella Mill is now a high-end art studio and apartment complex. (You can read more about the historic Union Mill [HERE](#))

We never did find the headstones of our ancestors, Beal Helm (1815-1887) and his wife Martha (1827-1902), my 4x great grandparents, but I did manage to find them and their son Beal (1849-1892) in old newspaper clippings. Both Beals worked for the mill and I'm proud to claim this history of my ancestry. It's fascinating to picture these men working in a booming textile industry while I sit and spin wool leisurely at home.



Mill Families

Rachel Harding
Newsletter Editor





Thrumms

January 2023

CENTRAL OHIO WEAVING & FIBERARTS GUILD

Save the Date!

The 2023 Midwest Weavers conference, **Confluence of Threads**, will be hosted by the Des Moines Weavers and Spinners Guild **June 12-17, 2023**.

[View Preliminary Class Schedule](https://www.midwestweavers.org) at [midwestweavers.org](https://www.midwestweavers.org).

Registration opens in January 2023.





Thrums
January 2023

CENTRAL OHIO WEAVING & FIBERARTS GUILD

For Your Reference

Board Members

Elected Officers:

President- Sue Briney

Vice President- Susan Johnson

Treasurer- Alissa Head

Secretary- Julie Smith

Committee Chairs:

Greeter/Welcome - Dawn Borrer

Membership - Nicki Holloway

Newsletter - Rachel Harding

Webmistress - Lenore Meila

Equipment - Bobbi Rossin

Facilities - Nan Hadley

Facebook Page & Group

Central Ohio Weaving and Fiberarts Guild page [HERE](#)

Central Ohio Weaving and Fiberarts Guild Discussion Group [HERE](#)

Our Website

[Central Ohio Weaving and Fiberarts Guild \(cowfg.org\)](http://cowfg.org)

