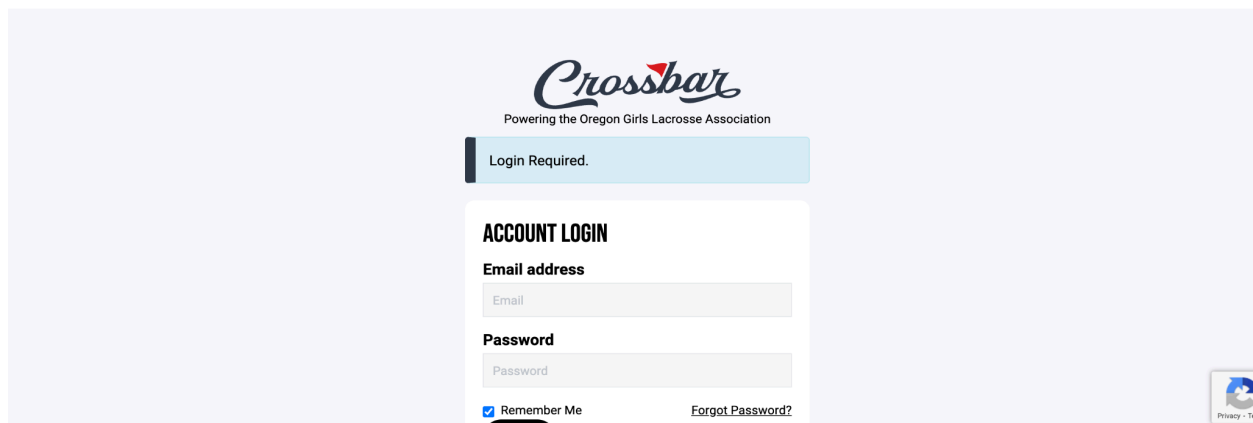


Staff Contact: Ali Loeb, Executive Director, 971.678.7166, admin@oregongirlslax.com

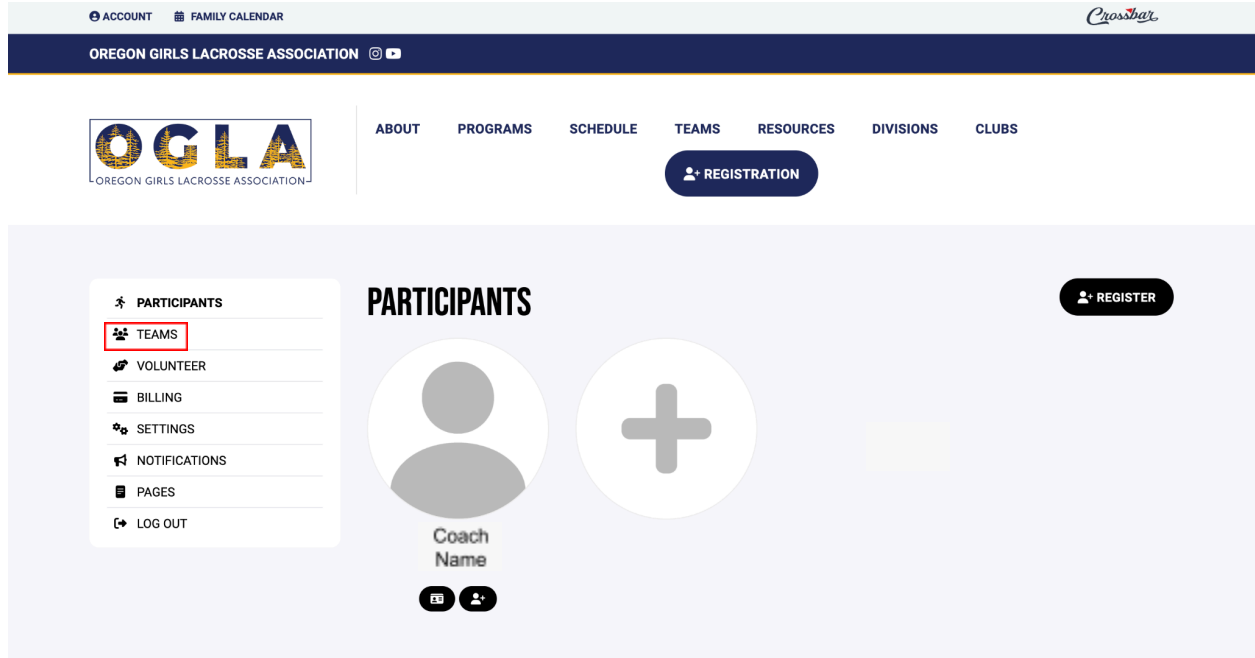
The score should be entered by midnight the night of the game and stats should be entered by noon on the day following a game. They should be entered for all players on the team. Stats no longer include entering any yellow/red cards issued. Despite having access to both teams' stats, you are only allowed to enter the stats for your team.

*If a player or coach is issued a red card, please email OGLA (admin@oregongirlslax.com) and provide player name, jersey number, and reason for the card.

Step One: Log into your account on our website (oregongirlslax.com). You will need to be registered as a Coach or Manager AND have accepted the invitation from Crossbar to have the appropriate permissions to access these screens.



Step Two: Click on TEAMS from the left sidebar.



ACCOUNT FAMILY CALENDAR

OREGON GIRLS LACROSSE ASSOCIATION

OGLA OREGON GIRLS LACROSSE ASSOCIATION

ABOUT PROGRAMS SCHEDULE TEAMS RESOURCES DIVISIONS CLUBS

REGISTRATION

PARTICIPANTS

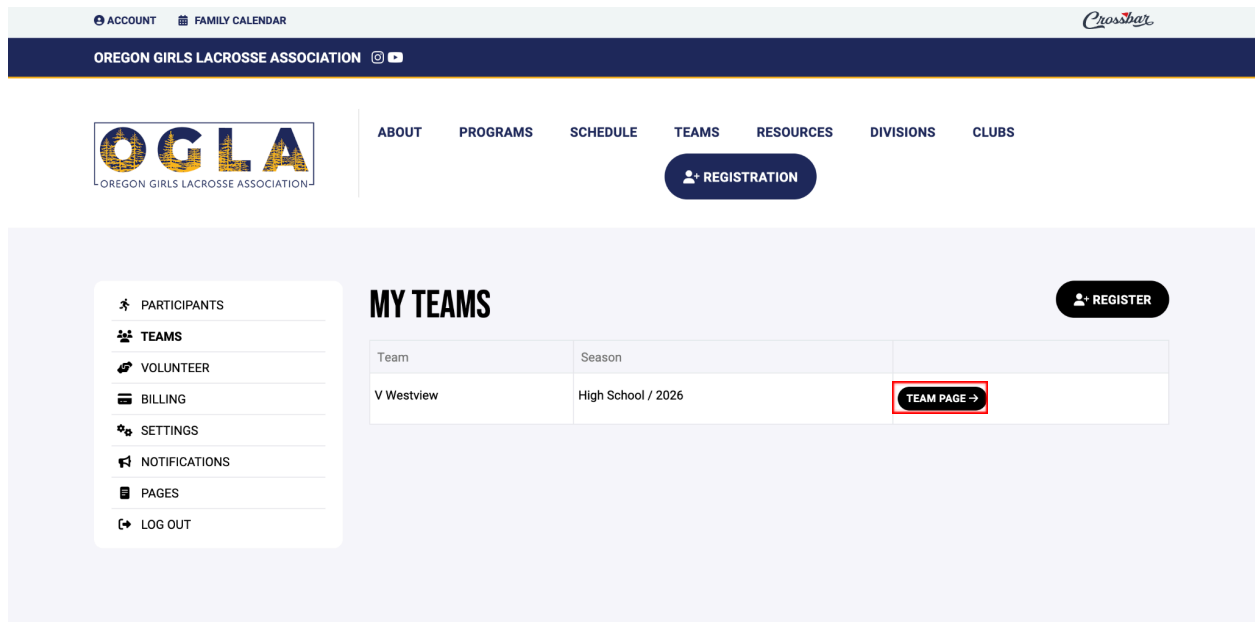
- PARTICIPANTS
- TEAMS**
- VOLUNTEER
- BILLING
- SETTINGS
- NOTIFICATIONS
- PAGES
- LOG OUT

PARTICIPANTS

Coach Name

REGISTER

Step Three: Click on the TEAM PAGE button for the team you would like to enter the score/stats for.



ACCOUNT FAMILY CALENDAR

OREGON GIRLS LACROSSE ASSOCIATION

OGLA OREGON GIRLS LACROSSE ASSOCIATION

ABOUT PROGRAMS SCHEDULE TEAMS RESOURCES DIVISIONS CLUBS

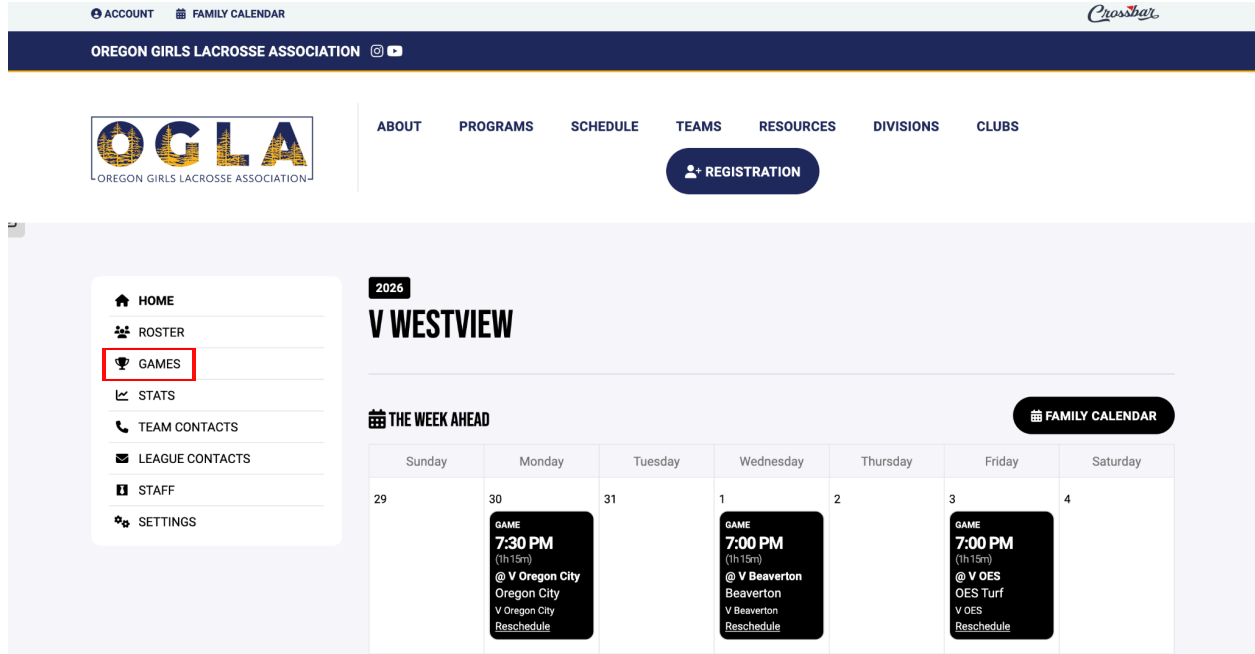
REGISTRATION

MY TEAMS

Team	Season	
V Westview	High School / 2026	TEAM PAGE →

REGISTER

Step Four: Once on the TEAM PAGE, click on GAMES from the left sidebar.



ACCOUNT FAMILY CALENDAR

OREGON GIRLS LACROSSE ASSOCIATION

OGLA OREGON GIRLS LACROSSE ASSOCIATION

ABOUT PROGRAMS SCHEDULE TEAMS RESOURCES DIVISIONS CLUBS

REGISTRATION

2026

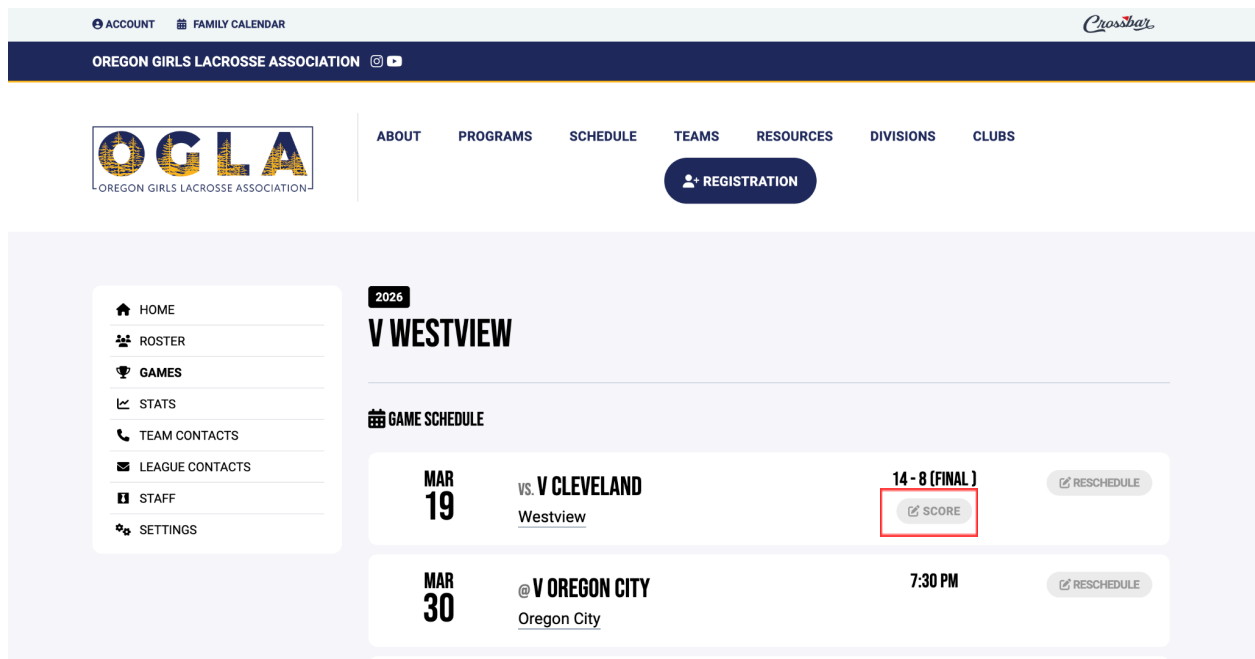
V WESTVIEW

THE WEEK AHEAD

Sunday	Monday	Tuesday	Wednesday	Thursday	Friday	Saturday
29	30 GAME 7:30 PM (1h 15m) @ V Oregon City Oregon City V Oregon City Reschedule	31	1 GAME 7:00 PM (1h 15m) @ V Beaverton Beaverton V Beaverton Reschedule	2	3 GAME 7:00 PM (1h 15m) @ V OES OES Turf V OES Reschedule	4

FAMILY CALENDAR

Step Five: Click on SCORE for the game you would like to update.



ACCOUNT FAMILY CALENDAR

OREGON GIRLS LACROSSE ASSOCIATION

OGLA OREGON GIRLS LACROSSE ASSOCIATION

ABOUT PROGRAMS SCHEDULE TEAMS RESOURCES DIVISIONS CLUBS

REGISTRATION


2026

V WESTVIEW

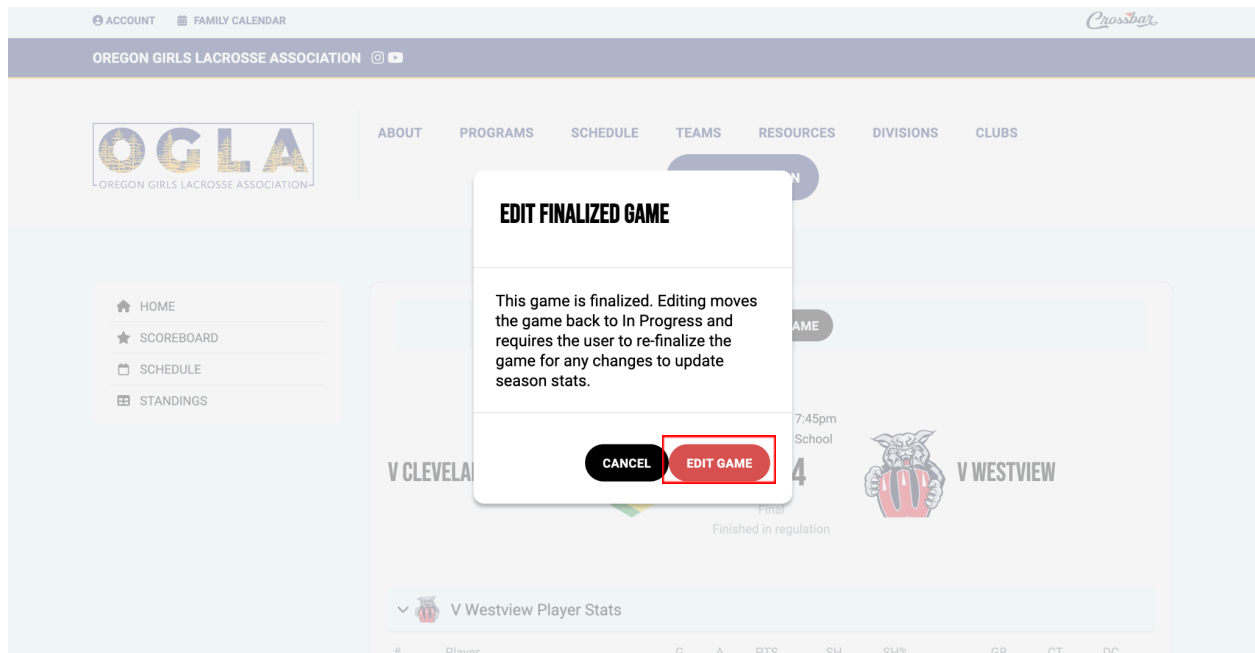
GAME SCHEDULE

MAR 19	VS. V CLEVELAND Westview	14 - 8 (FINAL) SCORE	RESCHEDULE
MAR 30	@ V OREGON CITY Oregon City	7:30 PM	RESCHEDULE

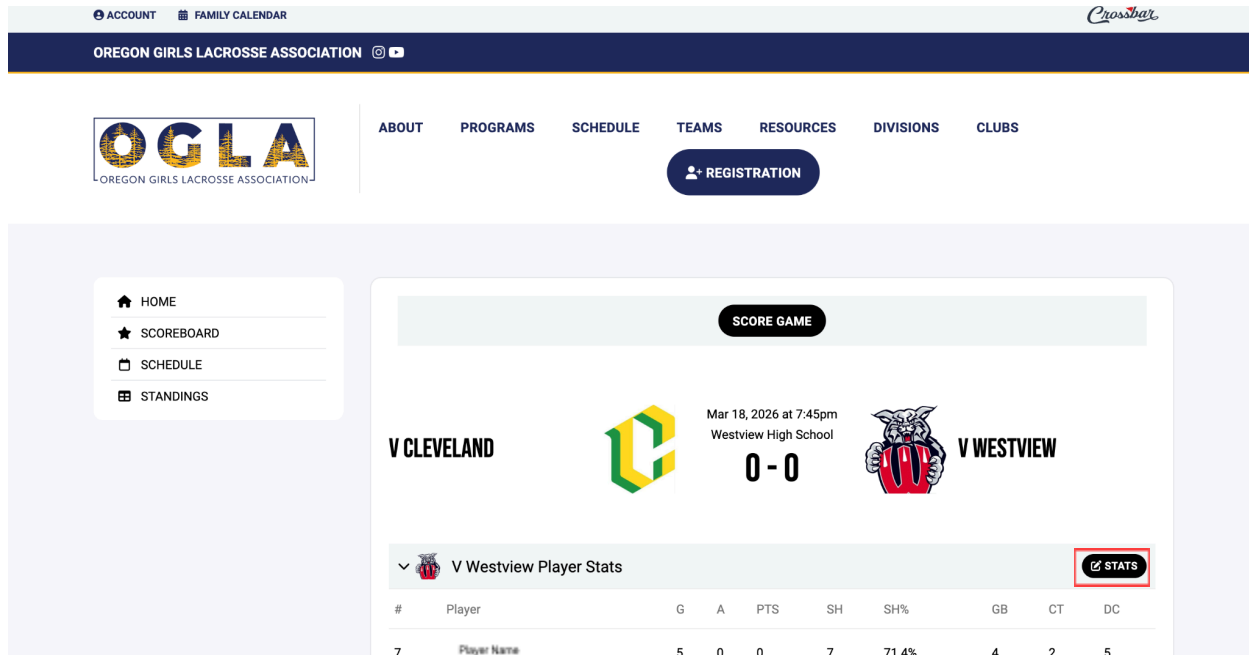
Step Six: Click SCORE GAME to enter both score and stats.



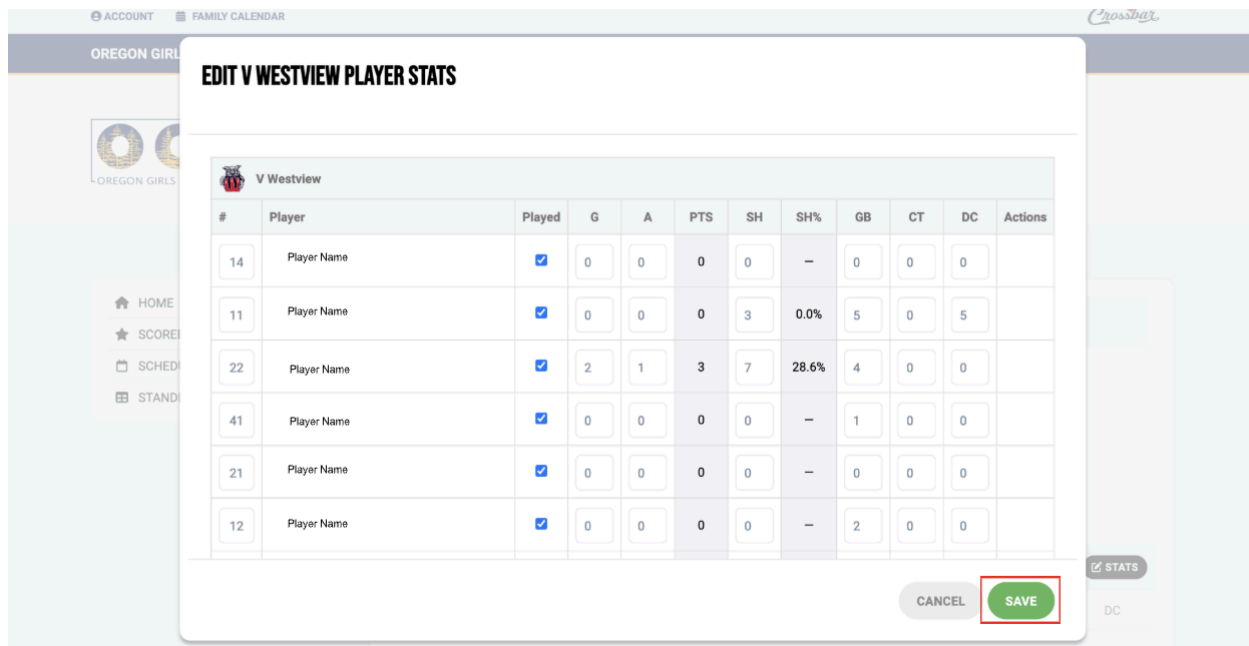
**If the other coach has already entered the score/stats for this game, it will show that this is a FINALIZED GAME. It's okay to edit the game, just note that you will need to re-enter the score once you have completed the stats portion.



Step Seven: Complete the PLAYER STATS for your program by clicking on your team PLAYER STATS and clicking the black STATS button to the right. Any player that stepped on the field must be marked as played. Denote this by checking the box next to their name. If you have players that participate in both JV and Varsity games, they must exist on BOTH rosters. Enter Goals (G), Assists (A), Shots (SH), Ground Balls (GB), Caused Turnovers (CT), and Draw Controls (DC). Once finished, click SAVE.



A window will appear with your roster. If you have not added a roster, this must be done before you can enter stats.

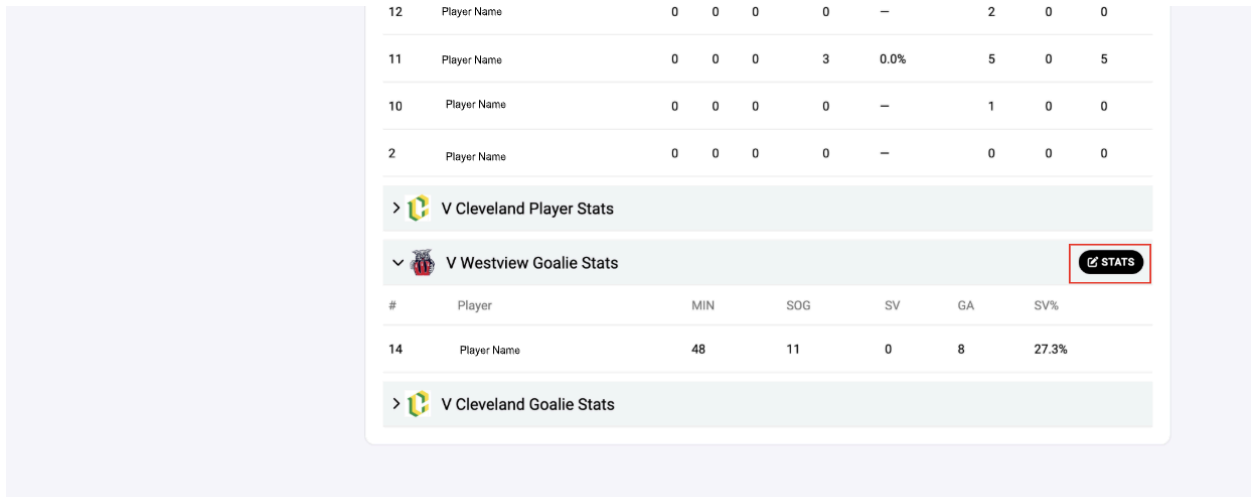


- *Shots = Shots On Goal + Shots Off Target (we will no longer track these stats separately)
- **Yellow/Red cards are no longer a part of stat reporting.
- ***Goalies can also have field stats [Ground Balls / Caused Turnovers]

CHECK YOUR WORK:

- Are there as many GOALS as your team has points?
- Does Shot % make sense? A Player cannot have more goals than shots.

Step Eight: Complete the GOALIE STATS for your program. Enter Minutes, Shots On Goal, and Goals Against. If you have goalies split time, ensure the total time entered = 48 minutes (each quarter is 12 minutes). Once finished, click SAVE.



12	Player Name	0	0	0	0	—	2	0	0
11	Player Name	0	0	0	3	0.0%	5	0	5
10	Player Name	0	0	0	0	—	1	0	0
2	Player Name	0	0	0	0	—	0	0	0

#	Player	MIN	SOG	SV	GA	SV%
14	Player Name	48	11	0	8	27.3%

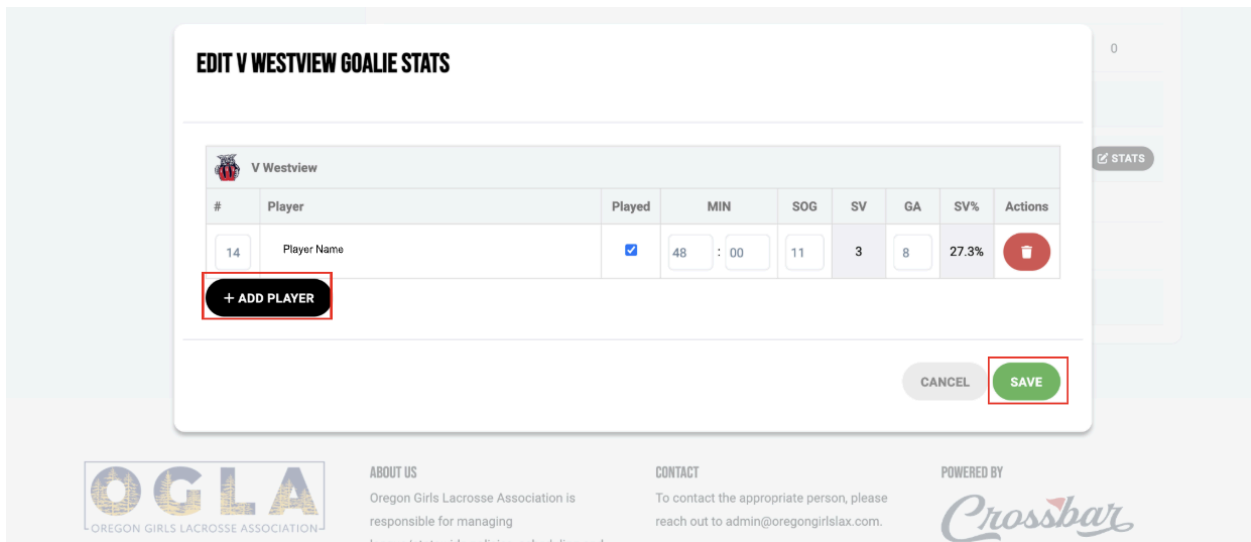


ABOUT US
Oregon Girls Lacrosse Association is responsible for managing league/statewide policies, scheduling and

CONTACT
To contact the appropriate person, please reach out to admin@oregongirlslax.com.



Click ADD PLAYER to add players to the goalie roster.



EDIT V WESTVIEW GOALIE STATS

V Westview

#	Player	Played	MIN	SOG	SV	GA	SV%	Actions
14	Player Name	<input checked="" type="checkbox"/>	48 : 00	11	3	8	27.3%	

[+ ADD PLAYER](#)

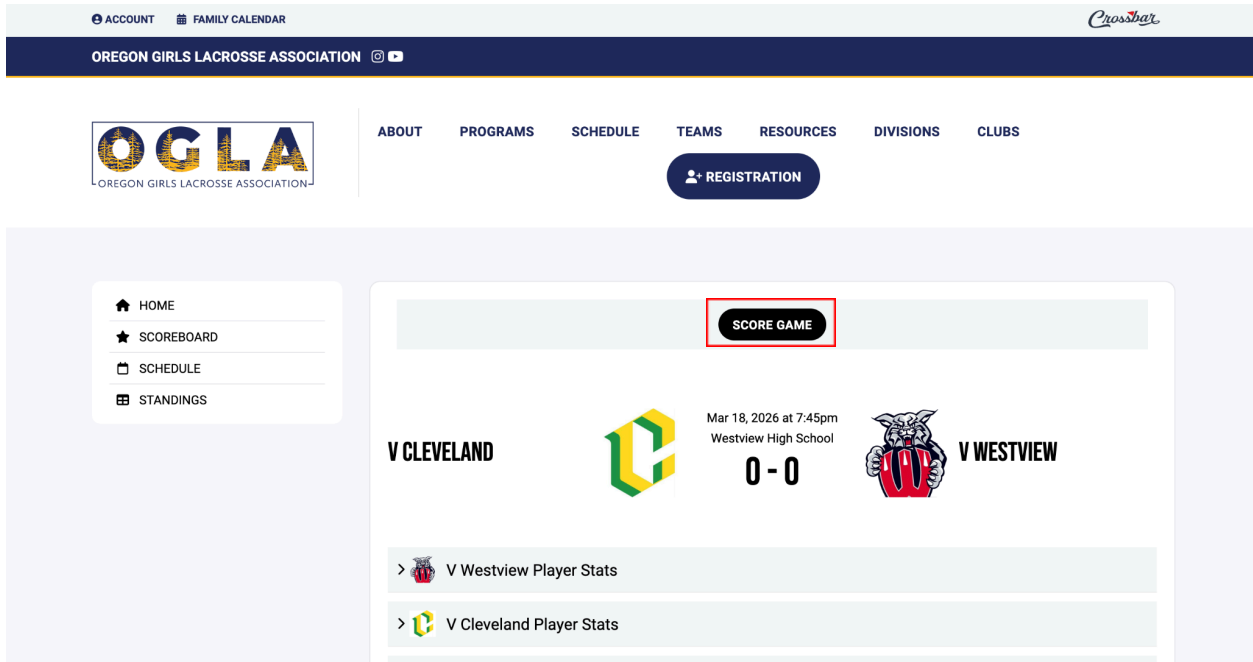
[CANCEL](#) [SAVE](#)

*Minutes must be entered. 1 quarter = 12 minutes, 1 half = 24 minutes, and whole game = 48 minutes. Unless there is overtime, the total number of minutes for your goalie should add up to 48.

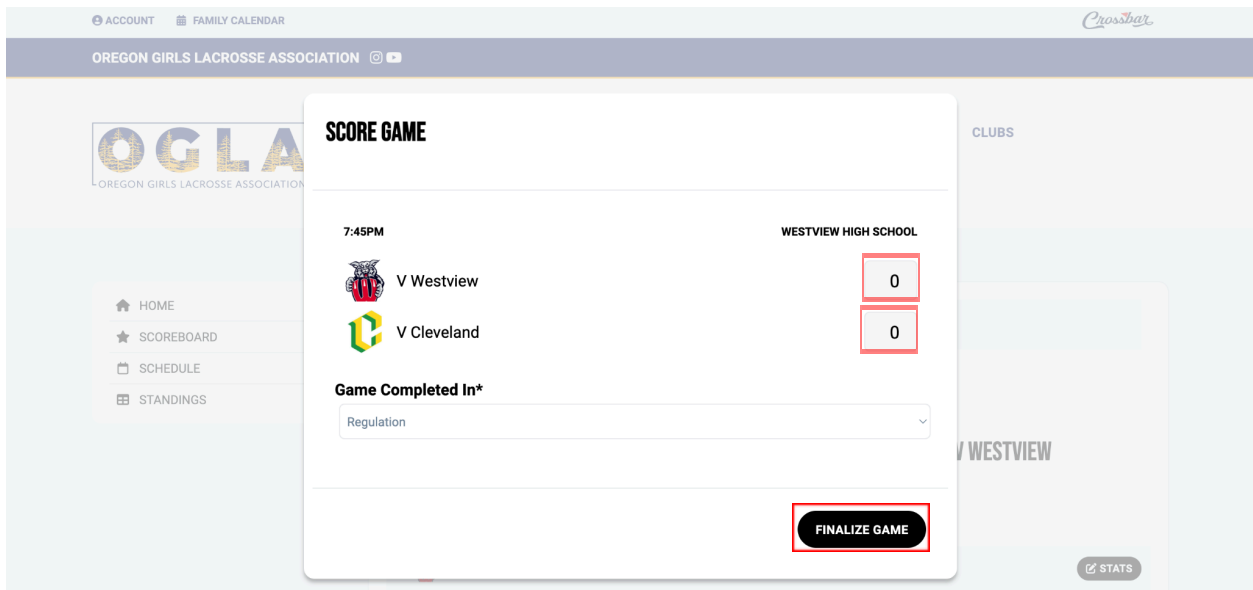
CHECK YOUR WORK:

- Shots on goal = Saves + Goals Against
- The total number of goals against for your goalies should match your opponent's score

Step Nine: Once all information is entered, click SCORE GAME. It will prompt you to enter the score and click FINALIZE GAME to save.



The screenshot shows the OGLA website interface. At the top, there are navigation links for ACCOUNT and FAMILY CALENDAR. Below that is the OGLA logo and a navigation menu with links for ABOUT, PROGRAMS, SCHEDULE, TEAMS, RESOURCES, DIVISIONS, and CLUBS. A prominent blue button labeled 'REGISTRATION' is visible. On the left side, there is a sidebar menu with options: HOME, SCOREBOARD, SCHEDULE, and STANDINGS. The main content area displays a game entry for 'V CLEVELAND' vs 'V WESTVIEW' on 'Mar 18, 2026 at 7:45pm' at 'Westview High School'. The score is '0-0'. A 'SCORE GAME' button is highlighted with a red box. Below the game entry, there are links for 'V Westview Player Stats' and 'V Cleveland Player Stats'.



The screenshot shows the 'SCORE GAME' form on the OGLA website. The form is titled 'SCORE GAME' and includes the following fields: '7:45PM' and 'WESTVIEW HIGH SCHOOL'. There are two rows for team scores: 'V Westview' with a score of '0' and 'V Cleveland' with a score of '0'. Below these is a dropdown menu for 'Game Completed In*' with 'Regulation' selected. A 'FINALIZE GAME' button is highlighted with a red box. The background shows the OGLA logo and navigation menu.