

My Language Passport

This Language Passport is part of the European Language Portfolio (ELP) issued by:

Name of institution / Body (with web site)

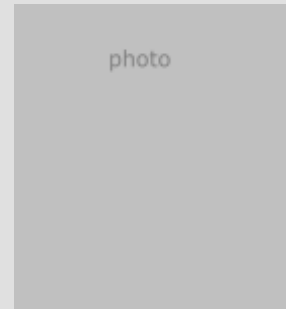
The logo for 'SPEAK UP!' is centered within a large, light gray rectangular box. The logo consists of a speech bubble icon with three dots inside, enclosed in a circle, followed by the text 'SPEAK UP!' in a bold, sans-serif font.

Language Passport

Name:

I began working with my European Language Portfolio in

(year)



This document is a record of language skills, qualifications and experiences. It is part of a European Language Portfolio which consists of a Passport, a Language Biography and a Dossier containing materials which document and illustrate experiences and achievements. The Profile of Language Skills based on the scale to be found in the document "A Common European Framework of reference for languages: learning, teaching, assessment". The scale to be found in English and French at the back of this Language Passport.

This Language Passport is recommended for young users (10-15).

The Language Passport lists the languages that the holder has some competence in.

The contents of this Language Passport are as follows:






- a profile of the languages that the holder grew up with
- a profile of language skills in relation to the Common European Framework;
- a résumé of language learning and intercultural experiences;
- a plurilingual profile summarising the holder's experiences and skills
- a record of certificates and diplomas.

For further information, guidance and the levels of proficiency in a range of languages, consult the Council of Europe web site:






www.coe.int/portfolio

Profile of Language Skills - My languages






Name:	
--------------	--

Self-assessment	 <i>Listening</i>	 <i>Reading</i>	 <i>Spoken interaction</i>	 <i>Spoken production</i>	 <i>Writing</i>
------------------------	---	---	--	---	---






This page of the language passport allows you to record what you can do in the different languages you have learnt inside or outside school. The Self-assessment grid can help you find your level in the five skills. You can also refer to the checklists in your Portfolio or to certificates and diplomas that you have obtained. You can also indicate the date of each assessment

Language		A1	A2	B1	B2	C1	C2
XXXXXX							
							
							
							
							






Date/date: ..12.05.20XY / Date: / Date: / Date:

Language		A1	A2	B1	B2	C1	C2
							
							
							
							
							






Date: / Date: / Date: / Date:

Language		A1	A2	B1	B2	C1	C2
							
							
							
							
							






Date: / Date: / Date: / Date:

Language		A1	A2	B1	B2	C1	C2
							
							
							
							
							






Date: / Date: / Date: / Date:

<i>Language</i>		A1	A2	B1	B2	C1	C2
							
							
							
							
							






Date: Date: / Date: / Date:

<i>Language</i>		A1	A2	B1	B2	C1	C2
							
							
							
							
							






Date: / Date: / Date: / Date:

<i>Language</i>		A1	A2	B1	B2	C1	C2
							
							
							
							
							

Date: / Date: / Date: / Date:

<i>Language</i>		A1	A2	B1	B2	C1	C2
							
							
							
							
							

Date: / Date: / Date: / Date:

<i>Language</i>		A1	A2	B1	B2	C1	C2
							
							
							
							
							

Summary of language learning and intercultural experiences (2)

Using languages at school for personal development (exams, projects, etc.)

<i>Language</i>	<i>Details</i>	<i>from</i>	<i>to</i>

Using languages outside school for personal development (drama, cinema, other artistic activities, etc.)

<i>Language / Langue</i>	<i>Details / Détails</i>	<i>from /</i>	<i>to /</i>

Stays or Language courses in a country/region where the language is spoken

<i>Language / Langue</i>	<i>Details</i>	<i>from</i>	<i>to</i>

Other language experiences important to me

Plurilingual profile

In the following table you can record the situations in which you communicate in your different languages. Use the following symbols to show how frequently you use them: From time to time: √, often: √√, very often: √√√.

	Language					
Personal domain						
<i>in the family</i>						
<i>with friends</i>						
<i>for hobbies, etc.</i>						
<i>for writing to friends, etc.</i>						
Public domain						
<i>in everyday life</i>						
<i>for travelling</i>						
<i>for using media</i>						
<i>for contacts with institutions</i>						

Educational domain						
<i>to learn the language /</i>						
<i>to learn other subjects /</i>						
<i>to improve my language skills (projects, exams)</i>						
<i>to take part in school exchanges</i>						
<i>on summer courses in countries where it is the first language</i>						
<i>on summer courses in countries the language is spoken</i>						
Other						

Certificates and diplomas

Language	Level (A1/A2/B1...)	Title / Institution	Year