













Name:

Needs and Wants T-Chart

Read a box from the * column. Decide if it describes a need or a want.
Click on the box from the * column and drag it to the Needs or Wants column.

*	Needs	Wants
<div>Clothing</div> <div></div> <div>Radio</div> <div></div> <div>Soda</div> <div>Lots of Shoes</div> <div></div> <div>Water</div> <div></div> <div>Video Games</div> <div></div> <div>Heat</div> <div></div> <div>Air</div> <div></div> <div>Candy</div> <div></div> <div>Shoes</div> <div>Skateboard</div> <div>Medicine</div> <div></div>		

Option #2

Name:

Needs and Wants T-Chart

Complete the T-Chart with your family’s needs and wants.

Needs	Wants

